

Resonant nonlinear Hall effect in two-dimensional electron systems

Botsz Huang ^{1,*}, Ali G. Moghaddam ^{2,3,4,*}, Jorge I. Facio ^{3,†} and Ching-Hao Chang ^{1,5,‡}

¹*Department of Physics, National Cheng Kung University, Tainan 70101, Taiwan*

²*Department of Physics, Institute for Advanced Studies in Basic Sciences (IASBS), Zanjan 45137-66731, Iran*

³*Institute for Theoretical Solid State Physics, IFW Dresden, Helmholtzstrasse 20, 01069 Dresden, Germany*

⁴*Computational Physics Laboratory, Tampere University, PO Box 692, FI-33014 Tampere, Finland*

⁵*Center for Quantum Frontiers of Research and Technology (QFort), National Cheng Kung University, Tainan 70101, Taiwan*



(Received 11 June 2021; revised 26 August 2021; accepted 28 September 2021; published 11 October 2021)

We study the Hall conductivity of a two-dimensional electron gas under an inhomogeneous magnetic field $B(x)$. First, we prove using the quantum kinetic theory that an odd magnetic field can lead to a purely nonlinear Hall response. Second, considering a real-space magnetic dipole consisting of a sign-changing magnetic field and based on numerical semiclassical dynamics, we unveil a parametric resonance involving the cyclotron ratio and a characteristic width of $B(x)$, which can greatly enhance the Hall response. Different from previous mechanisms that rely on the bulk Berry curvature dipole, the effect largely stems from boundary states associated with the real-space magnetic dipole. Our findings pave a way to engineer current rectification and higher harmonic generation in two-dimensional materials having or not having crystal inversion symmetry.

DOI: [10.1103/PhysRevB.104.165303](https://doi.org/10.1103/PhysRevB.104.165303)

I. INTRODUCTION

It has been recently predicted that materials having time-reversal symmetry (Θ) can present a Hall effect in the absence of a magnetic field if the crystal symmetries are sufficiently low [1–3]. This effect requires the inversion symmetry to be broken and is nonlinear in the applied electric field. In the absence of disorder, the so-called Berry curvature dipole—a measure of the average Berry curvature of a displaced Fermi surface—sets the scale of the Hall response [4,5]. Subsequent experimental confirmation in various systems [6–11] has further spurred interest in various directions including the search of systems where to study this phenomena [12–26], the effects of disorder [27–31], and the identification of possible technological profits, such as its usage for rectification or higher harmonic generation [31–37].

Here we study the nonlinear Hall effect (NLHE) in two-dimensional electron gases (2DEGs) under an applied inhomogeneous magnetic field such that its total flux through the system is zero. First, we consider an isotropic 2DEG near the band edge under a magnetic field which is odd with respect to a single boundary. This kind of system has received in the past strong interest due to the particularities of the states formed at the boundary, the so-called snake states [38–41]. Based on the quantum kinetic approach, we show that an AC electric field applied perpendicular to the boundary drives a purely nonlinear Hall current. This is found to be the case also for less symmetric 2DEGs provided they have at least a reflection symmetry. Second, we study an array of such

boundaries where regions of width $2W$ of a sign-changing magnetic field are separated by regions without magnetic field, similar to already constructed devices [42–45]. We name such configuration a *real-space magnetic field dipole*. By means of semiclassical calculations, we resolve in time and space the Hall current finding that it mainly arises from the snake orbits. Remarkably, we reveal a parametric resonance controlled by the magnetic profile length scales L , W and the cyclotron radius R_c . Consequently, the effect found here is highly tunable, and particularly, by changing the ratio W/R_c , the NLHE can be varied by orders of magnitude.

This work is organized as follows. Section II analyzes the Hall response via the quantum kinetic theory for the case of a 2DEG with an applied magnetic field odd with respect to a single boundary. Sections III and IV study a periodic array of such boundaries via numerical semiclassical calculations with focus on the roles played by different length scales associated with the magnetic field profile. Section V presents our conclusions.

II. QUANTUM KINETIC THEORY FOR A REAL-SPACE DIPOLE

We consider a 2DEG near the band edge and under a perpendicular magnetic field $B(x)$ with an odd profile with respect to a baseline $x = 0$. In the presence of an in-plane AC electric field along \hat{x} of frequency ω , $E_x(t)$, the Hamiltonian reads

$$\hat{H} = \hat{H}_0 + eE_x(t)\hat{x}, \quad (1)$$

$$\hat{H}_0 = \frac{1}{2m}\hat{p}_x^2 + \frac{1}{2m}\left[\hat{p}_y - \frac{e}{c}\hat{A}(x)\right]^2. \quad (2)$$

The vector potential is chosen in the Landau gauge along \hat{y} as $\hat{A}(x) = \int^x dx' B(x')$ and is an even function of x due to the

*These authors contributed equally to this work.

†j.facio@ifw-dresden.de

‡cutygo@phys.ncku.edu.tw

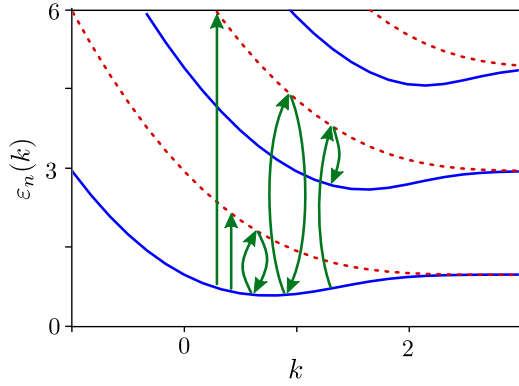


FIG. 1. Electronic structure for a 2DEG with vector potential $A(x) = |x|$. Continuous blue (dashed red) lines correspond to Landau levels of even (odd) parity. Vertical straight arrows illustrate optical processes that contribute to the first-order density matrix $\hat{\rho}_1$ while pairs of curved arrows those that contribute to the second-order density matrix.

odd parity of the magnetic field. We identify the eigenstates of \hat{H}_0 as $|k, n\rangle$, with k the momentum along \hat{y} ($[\hat{H}_0, \hat{p}_y] = 0$) and n a Landau level index. Matrix elements of an operator \hat{O} are written $\hat{O}_{knn'} = \langle k, n | \hat{O} | kn' \rangle$. The equilibrium wave functions have the form $\psi_{k,n}(\mathbf{r}) = e^{iky} \phi_{k,n}(x)$ where the functions $\phi_{k,n}(x)$ obey the Schrödinger equation

$$\left[-\frac{d^2}{dx^2} + V_k(x) \right] \phi_{k,n}(x) = \varepsilon_{k,n} \phi_{k,n}(x), \quad (3)$$

with $V_k(x)$ the effective potential $V_k(x) = \frac{1}{2}[A(x) - k]^2$. Since $V_k(x)$ is even, the functions $\phi_n(x)$ have a defined parity. For illustration, Fig. 1 shows the spectrum corresponding to the case $A(x) = |x|$.

To study nonequilibrium properties, we exploit the quantum Liouville equation for the disorder averaged density matrix $\hat{\rho}$ in the relaxation time approximation, which can be written as

$$i\hbar \partial_t \hat{\rho} - [\hat{H}, \hat{\rho}] = -i\hbar \Gamma [\hat{\rho}(t) - \hat{\rho}_0], \quad (4)$$

where $\hat{\rho}_0$ is the equilibrium density matrix. While the relaxation time approximation has often been used when studying both the linear [46] and the nonlinear Hall response [1,29], in order to present the approximations involved we derive Eq. (4) in Appendix A relying on the more general framework established in Refs. [47,48]. Here we summarize key aspects of this derivation. First, collisions can generally mix different terms of the density matrix, yielding a more complex right-hand side of Eq. (4) which depends on the microscopic details associated with the scattering mechanisms. For weak disorder, the impurity scattering between different Landau levels can be neglected and the collision term is described by the relaxation rate $\Gamma_{kn_1n_2}$, which generally depends on momentum and on Landau level indexes. In this level of approximation, different elements of the density matrix relax towards equilibrium with a different timescale. As explained in Appendix A, the additional approximation associated with Eq. (4), $\Gamma_{kn_1n_2} \equiv \Gamma$, does not affect the results presented in this section.

In addition, the quantum kinetic Eq. (4) also relies on the Markov approximation for the scattering, which is justified in

the limit in which both the frequency of AC electric field $E_x(t)$ and the relaxation rate Γ are smaller than the characteristic frequency $1/\tau_a \sim \bar{\varepsilon}/\hbar$, where $\bar{\varepsilon}$ denotes the typical energy of electrons which participate in transport [49,50]. Since such energy is in the order 10 to 100 meV depending on details of the system [51,52], the following derivation is valid for a weakly disordered 2DEG [53–55] with an applied electric field in the THz or lower frequency range ($\Gamma, \omega \lesssim 10^{12} \text{ s}^{-1}$).

Following the well-established perturbation theory, the density matrix is expanded as $\hat{\rho} = \sum_l \hat{\rho}_l$, with $\hat{\rho}_l$ of order l in the electric field [28,29,50,56]. Separation of Eq. (4) in terms of different order yields the recursive set of equations:

$$(0\text{th}) : \quad i\hbar \partial_t \hat{\rho}_0 - [\hat{H}_0, \hat{\rho}_0] = 0, \quad (5)$$

$$(l\text{th}) : \quad i\hbar \partial_t \hat{\rho}_l - [\hat{H}_0, \hat{\rho}_l] - eE_x[\hat{x}, \hat{\rho}_{l-1}] = -i\hbar \Gamma \hat{\rho}_l. \quad (6)$$

It follows from Eq. (5) that $\hat{\rho}_0$ is time independent and then commutes with \hat{H}_0 yielding $\hat{\rho}_{0,knn'} = \delta_{n,n'} f(\varepsilon_{k,n})$ where f is the Fermi distribution function. Next, we decompose $\hat{\rho}_l$ in different harmonics of the applied driving field. From the time dependence of Eq. (6), it can be observed that $\hat{\rho}_1$ contains terms oscillating at $\pm\omega$, ρ_1^ω , while $\hat{\rho}_2$ is composed of a constant in time part ρ_2^0 , plus terms oscillating at $\pm 2\omega$, $\rho_2^{2\omega}$. The solution reads

$$\begin{aligned} \rho_{1,kn_1n_2}^\omega &= -e \frac{E_x[\hat{x}, \hat{\rho}_0]_{kn_1n_2}}{\hbar(\omega - i\Gamma) + \varepsilon_{k,n_1} - \varepsilon_{k,n_2}}, \\ \rho_{2,kn_1n_2}^0 &= -\frac{e}{4} \frac{E_x^*[\hat{x}, \hat{\rho}_1^\omega]_{kn_1n_2} + E_x[\hat{x}, \hat{\rho}_1^{\omega^\dagger}]_{kn_1n_2}}{\varepsilon_{k,n_1} - \varepsilon_{k,n_2} - i\hbar\Gamma}, \\ \rho_{2,kn_1n_2}^{2\omega} &= -\frac{e}{2} \frac{E_x[\hat{x}, \hat{\rho}_1^\omega]_{kn_1n_2}}{\hbar(2\omega - i\Gamma) + \varepsilon_{k,n_1} - \varepsilon_{k,n_2}}. \end{aligned} \quad (7)$$

These equations exhibit the same structure as the perturbed distribution functions obtained in the Boltzmann formalism in Ref. [1] [Eq. (6) therein], with the role played there by derivatives of f along the electric field direction replaced here by commutators $eE_x[\hat{x}, \hat{\rho}_{l-1}]$. These measure the amplitude of the transitions induced by the electric field for a given distribution of states $\hat{\rho}_{l-1}$. The linear perturbation $\hat{\rho}_1$ has matrix elements $[\hat{x}, \hat{\rho}_0]_{kn_1n_2} = \hat{x}_{kn_1n_2} [f(\varepsilon_{kn_1}) - f(\varepsilon_{kn_2})]$, from where it can be seen that it only mixes Landau levels of opposite parity, otherwise $\hat{x}_{kn_1n_2}$ vanishes. The opposite holds for $\hat{\rho}_2$, which arises from pairs of electric-field induced transitions and, therefore, only mixes states of same parity (see Fig. 1).

The Hall current can be obtained summing order by order as

$$\langle j_y \rangle = \sum_l \text{Tr}(\hat{v}_y \hat{\rho}_l) = \sigma_{yx} E_x + \chi_{yxx} E_x^2 + \dots \quad (8)$$

The Hall conductivity tensors σ_{yx} , χ_{yxx} , and so on can be decomposed into different harmonics stemmed from $\hat{\rho}_l$'s. The $+\omega$ component of the linear Hall conductivity results in $\sigma_{yx}^\omega = -e^2 \sum_{k,n_1,n_2} \hat{v}_{y;kn_2n_1} \hat{x}_{kn_1n_2} \mathcal{W}_{kn_1n_2}^\omega$ where $\mathcal{W}_{kn_1n_2}^\omega = (f_{k,n_1} - f_{k,n_2}) / (\hbar\omega - i\hbar\Gamma + \varepsilon_{k,n_1} - \varepsilon_{k,n_2})$ and for the opposite harmonic we have $\sigma_{yx}^{-\omega} = (\sigma_{yx}^\omega)^*$. We thus see that σ_{yx} is zero for the setup proposed here: $\hat{x}_{kn_1n_2}$ vanishes when n_1 and n_2 have the same parity and so does $\hat{v}_{y;kn_2n_1}$ when they do not. The latter is due to \hat{v}_y being even with respect to x , a condition that remains true for nonisotropic 2DEGs as long as it presents a reflection symmetry with respect to a line within the 2D plane.

In this case, the magnetic field profile should be parallel to this line.

For the second-order Hall conductivity we obtain

$$\chi_{yxx}^{2\omega} = -\frac{e^3}{4} \sum_{k,n_i} \hat{v}_{y;k_2n_2} \hat{x}_{kn_1} \hat{x}_{kn_3} \mathcal{W}_{kn_1n_2n_3}^{2\omega}, \quad (9)$$

$$\mathcal{W}_{kn_1n_2n_3}^{2\omega} = \frac{\mathcal{W}_{kn_1n_3}^{\omega} - \mathcal{W}_{kn_3n_2}^{\omega}}{\hbar(2\omega - i\Gamma) + \varepsilon_{k,n_1} - \varepsilon_{k,n_2}}, \quad (10)$$

and $\chi_{yxx}^{-2\omega} = (\chi_{yxx}^{2\omega})^*$. The zeroth harmonic χ_{yxx}^0 which describes rectification effects can be obtained replacing $\mathcal{W}_{kn_1n_2n_3}^{2\omega}$ in Eq. (9) by

$$\mathcal{W}_{kn_1n_2n_3}^0 = \frac{\mathcal{W}_{kn_1n_3}^{\omega} - \mathcal{W}_{kn_3n_2}^{\omega}}{-i\hbar\Gamma + \varepsilon_{k,n_1} - \varepsilon_{k,n_2}} + \{\omega \rightarrow -\omega\}. \quad (11)$$

The terms with n_1 and n_2 of same parity and opposite to that of n_3 make the second-order Hall effect nonzero. Assuming the limit in which only the lowest Landau is thermally occupied together with a resonance condition $\omega \sim \varepsilon_{n,k} - \varepsilon_{0,k}$ for some range of k (with n some odd-parity Landau level), we find $\chi_{yxx}^0 \sim i(e^3/8\hbar^2\Gamma^2) \hat{v}_{y;k,0,0} |\hat{x}_{k,0,0}|^2$ and $\chi_{yxx}^{2\omega} \sim (\Gamma/\omega)\chi_{yxx}^0$. Note that in related problems the divergence in the limit $\Gamma \rightarrow 0$ has been found to become finite by treating the problem beyond the perturbation theory [57].

A proper Hall current must be dissipationless [58]. In a two-dimensional electron system, the power dissipation attributed to the second-order transverse conductivity reads

$$\mathbf{E} \cdot \mathbf{j}_{\text{NLH}} = \sum_{\alpha \neq \beta} (\chi_{\alpha\beta\beta}^0 + \chi_{\beta\alpha\beta}^0|^* + \chi_{\beta\beta\alpha}^0|^*) E_{\alpha}^* E_{\beta}^2. \quad (12)$$

We have verified explicitly in Appendix B that there is no power dissipation for the second-order Hall current obtained from Eq. (8), in the limit of $\Gamma \rightarrow 0$.

The nonlinear anomalous Hall effect arises from the anomalous velocity which is itself proportional to the electric field [1]. Due to this, the second-order response is determined by the first-order perturbation of the distribution function. In this sense, the electric field plays two roles, giving rise to the anomalous velocity of carriers and perturbing the distribution function such that the average anomalous velocity is finite. Importantly, the latter also requires the point symmetry to be sufficiently low, in particular, inversion symmetry must be broken. The effect here described is different. The crucial symmetry is the even parity of H_0 with respect to x , which in turn is inherited by \hat{v}_y . This forces the linear Hall response to vanish: To this order, only states of opposite parity are connected by the electric field-induced transitions but \hat{v}_y has zero overlaps between such states hence these transitions do not yield a Hall current. The opposite is true in the second-order response: $\hat{\rho}_2$ mixes Landau levels of the same parity which can hold a Hall current.

III. SEMICLASSICAL THEORY

We now consider the semiclassical limit. We assume the 2DEGs to be inversion and Θ symmetric in the absence of external fields. The equations of motion for weak external fields are

$$\dot{\mathbf{r}} = \mathbf{v}_{\mathbf{k}} = \frac{1}{\hbar} \frac{\partial \mathcal{E}(\mathbf{k})}{\partial \mathbf{k}}, \quad (13)$$

$$\hbar \dot{\mathbf{k}} = e \left[\mathbf{E}(t) + \frac{1}{c} \mathbf{v}_{\mathbf{k}} \times \mathbf{B}(x) \right], \quad (14)$$

where \mathbf{r} and \mathbf{k} represent wave-packet center of mass in real and momentum spaces, respectively [59]. We omit the band indices since we consider a homogeneous 2DEG near the band edge and we assume a quadratic energy dispersion. Usually these equations of motions are supplemented with a Boltzmann approach to obtain the nonequilibrium distribution function [60–62]. Here we follow a distinct approach, useful in the clean limit $\Gamma \rightarrow 0$, which consists of computing the Hall current based on the numerical integration of the trajectories followed by independent particles governed by Eqs. (13) and (14). This approach amounts to numerically sampling the distribution function in the clean limit and allows us to compute the Hall current including all of its harmonics and not necessarily close to the weakly nonlinear regime [63].

Before presenting the numerical results, it is instructive to analyze within this classical limit why the linear Hall effect vanishes while higher-order effects are expected to be nonzero. Using the Einstein relation between the diffusion and the conductivity tensors, the former can be written in terms of correlations in time of different components of the velocity,

$$\sigma_{ij} = e^2 N \int_0^{\infty} dt \langle v_i(t) v_j(0) \rangle, \quad (15)$$

where $i, j = \{x, y\}$ and N is the density of states at the Fermi energy [64]. The brackets $\langle \dots \rangle$ denote an average over the available phase space. The linear response is determined by the correlator $\langle v_i(t) v_j(0) \rangle$ in the absence of electric field. For quadratic bands we can formally integrate Eq. (14) and obtain the velocity to zeroth order in E_x as

$$v_x^{(0)}(x, t) = v_{x,0} + \frac{e}{mc} \int_{\mathcal{P}} dy(t) B[x(t)], \quad (16)$$

$$v_y^{(0)}(x, t) = v_{y,0} - \frac{e}{mc} [A[x(t)] - A[x(0)]]. \quad (17)$$

Here $v_{x,0}$ and $v_{y,0}$ are the initial (random) velocities, \mathcal{P} the path associated with the particle trajectory and the identity $\int dt \mathbf{v} B(x) \equiv \int d\mathbf{r} B(x)$ has been used. Therefore, due to parity properties of $B(x)$ and $A(x)$, $v_x^{(0)}(x, 0)$ and $v_y^{(0)}(x, t)$ are odd and even functions of x , respectively, leading to a vanishing first-order Hall conductivity, this time from a semiclassical perspective.

Last, a consideration of the correlator $\langle v_i(t) v_j(0) \rangle$ including a correction of the velocities due to the applied electric field already hints towards the existence of a higher-order Hall effect. The velocity corrections read

$$v_x^{(1)}(x, t) = \frac{e}{m} \int^t dt E_x, \quad (18)$$

$$v_y^{(1)}(x, t) = -\frac{e}{mc} \int^t dt v_x^{(1)}(x, t) B(x), \quad (19)$$

and yield a contribution to the second-order Hall conductivity proportional to $\langle v_y^{(1)}(x, t) v_x^{(0)}(x, 0) \rangle$. Since both $v_y^{(1)}(x, t)$ and $v_x^{(0)}(x, 0)$ are odd functions of x , this contribution is nonzero.

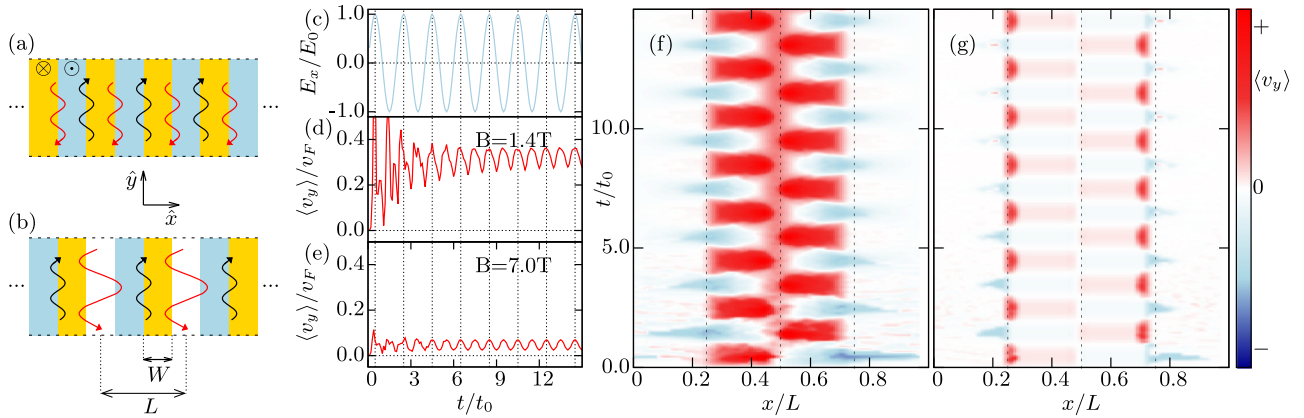


FIG. 2. (a) S -symmetric magnetic field profile $B_z(x)$. Blue and yellow fields correspond to negative (\ominus) and positive (\otimes) magnetic field, respectively. (b) S -broken configuration. (c) Applied electric field along \hat{x} . (d) and (e) Hall current for different magnetic field amplitudes, $B = 1.4$ T and 7.0 T. (f) and (g) Time- and space-resolved Hall current for $B = 1.4$ T and 7.0 T. Vertical dashed lines indicate the positions at which the magnetic field changes. $E_0 = 10^{-2}$ V/nm, $L = 10^3$ nm, and $t_0 = L/v_F = 1/\text{THz}$.

IV. PARAMETRIC RESONANCE AND HIGHER HARMONICS GENERATION

We now present numerical results for a time-dependent electric field $\mathbf{E}(t) = E_0 \sin(\omega t)\hat{x}$, with ω in the THz range, obtained by numerically integrating Eqs. (13) and (14) with the Runge-Kutta method. We consider 2×10^6 particles being initially uniformly distributed in space and having as initial conditions the Fermi velocity $v_F = 10^6$ m/s and the Fermi wave vector 10^{-2} $1/\text{\AA}$ [64]. The Hall current is associated with the average velocity $\langle v_y \rangle$.

We consider periodic boundary conditions so that the system can be regarded as an array of magnetic field steps, as shown in Figs. 2(a) and 2(b). In order to obtain a Hall response, the system must not be symmetric under $S = \Theta \times T_{1/2}$, with $T_{1/2}$ a translational vector along \hat{x} . This symmetry forces j_y to vanish to all orders in the electric field E_x . We show this using the quantum kinetic approach and we also recover this result numerically in our semiclassical calculations (see Appendix C). One possibility to break S is the inclusion of regions where no magnetic field is applied, as shown in Figs. 2(a) and 2(b). For an S -symmetric system, snake orbits of neighboring boundaries exactly mirror each other. When S is broken, a finite real-space magnetic-field dipole arises, which reflects in the asymmetry of neighboring snake orbits. Note that, following the previous sections, a single unit cell in the array is expected to have a finite purely nonlinear Hall effect and in a finite array the net Hall conductance is proportional to the number of unit cells.

Figure 2(c) shows the applied electric field while Figs. 2(d) and 2(e) show the resulting Hall current $\langle v_y \rangle$ for two different magnetic fields. After a transient time, the Hall current becomes approximately periodic and is characterized by a DC offset and an AC THz component twice faster than the driving electric field. A Fourier analysis of the signals shows that they are governed by only even multiples of the driving frequency (see Appendix D). This result obtained in the semiclassical limit is consistent with that in the quantum limit and together firmly establish the possibility of NLHE and second harmonic generation in inversion-symmetric 2DEGs under an inhomogeneous magnetic field.

It is instructive to resolve in time and space the Hall current. Results for the chosen magnetic fields in Figs. 2(d) and 2(e) are shown in Figs. 2(f) and 2(g), respectively. These show, first, that regions without applied magnetic field while being essential to break the S symmetry do not contribute significantly to $\langle v_y \rangle$, which is expected since electrons in these regions are only driven by the electric field. Second, while which area contributes the most can indeed depend noticeably on the magnetic field strength, high contributions tend to locate near the lines at which magnetic field changes sign, hinting to a phenomenon truly arising from the boundary and, therefore, different from previous mechanisms for NLHE that originate in the bulk electronic structure. In particular, the oscillating pattern in Fig. 2(f) reflects the formation of snake orbits and indicates that these provide the main contribution to the Hall current.

We now analyze the role played by different length scales associated with the magnetic field profile, assuming the mean free path to be the largest length. Figures 3(a) and 3(b) show the Hall current as a function of W/L and of W/R_c , respectively. Both curves display a maximum, which together reveal how the NLHE can be engineered via characteristic length scales. Naturally, a finite W is required so the Hall current vanishes when $W \rightarrow 0$. Increasing W/L is beneficial, as long as $W/L < 1/4$. Beyond this point, the system approaches the

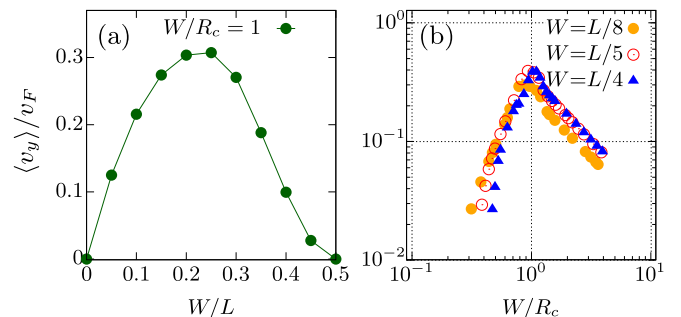


FIG. 3. Hall current as a function of W/L (a) and of W/R_c (b). $L = 10^3$ nm and $E_0 = 10^{-3}$ V/nm.

limit $W/L \rightarrow 1/2$ where it vanishes due to the restoration of the S symmetry. For a wide range of parameters around $W/L \sim 1/4$, the resulting Hall current is largely controlled by W/R_c , as indicated by the nearly collapse of the data obtained from different values of W/L shown in Fig. 3(b). The strong susceptibility to the ratio W/R_c reveals a parametric resonance where the NLHE is maximized when the effective width of the snake orbits approaches the maximum value they can have. This optimum condition corresponds to the profile shown in Fig. 2(f).

The resonant NLHE can be experimentally explored in a large variety of systems. Devices with a corrugated magnetic field that changes its sign have been experimentally established in AlGaAs-GaAs heterojunctions in the proximity of Dy [43] or Co [45] stripes. The parameters chosen for the simulations are all in the order of magnitude of well-established 2DEGs such as AlGaAs-GaAs and Si [64]. Last, the condition of having a reflection symmetry to which the magnetic profile should be aligned in order to ensure a vanishing linear Hall conductivity is satisfied by many two-dimensional systems including graphene [65], transition metal dichalcogenides [66–68], and oxide interfaces [69–72].

V. CONCLUSIONS

In summary, we have established theoretically that a purely nonlinear Hall response can be produced in two-dimensional electron gases by engineering the magnetic field profile. Different from previously explored mechanisms that originate in the bulk electronic structure, the effect here described stems

from states formed at a boundary in which the magnetic field changes sign. Lattice inversion symmetry breaking is not required, only the existence of a mirror symmetry to which the magnetic profile should be aligned is important for the vanishing of the linear response. Last, accessible length scales set by the magnetic field profile provide a clean way of engineering the nonlinear Hall response.

ACKNOWLEDGMENTS

We are thankful to Cosma Fulga, Jih-Shih You, Sheng-Chin Ho, Tse-Ming Chen, Carmine Ortix, and Jeroen van den Brink for enlightening discussions. A.G.M. acknowledges financial support from Iran Science Elites Federation under Grant No. 11/66332. J.I.F. would like to thank the support from the Alexander von Humboldt Foundation. C.-H.C. acknowledges the financial support by the Ministry of Science and Technology (Grants No. MOST-107-2112-M-006-025-MY3, No. MOST-108-2638-M-006-002-MY2, and No. MOST 110-2112-M-006-020-) and by the Yushan Young Scholar Program under the Ministry of Education (MOE) in Taiwan.

APPENDIX A: RELAXATION TIME APPROXIMATION

We start from the quantum Liouville equation [47,48]

$$i\hbar \partial_t \hat{\rho} - [\hat{H}, \hat{\rho}] = -i\hbar \mathcal{I}(\hat{\rho}). \quad (\text{A1})$$

Here the collision operator $\mathcal{I}(\hat{\rho})$ accounts for the average effect on the density matrix of the scattering with an impurity potential \hat{U} . Within the Born approximation it reads [29]

$$\begin{aligned} \mathcal{I}(\hat{\rho})|_{kn_1n_4} = & \frac{\pi \mathcal{N}_{\text{imp}}}{\hbar} \sum_{k'n_2n_3} [U_{kk'}^{n_1n_2} U_{k'k}^{n_2n_3} \rho_{kn_3n_4} \delta(\varepsilon_{k'n_2} - \varepsilon_{kn_3}) + \rho_{kn_1n_2} U_{kk'}^{n_2n_3} U_{k'k}^{n_3n_4} \delta(\varepsilon_{kn_2} - \varepsilon_{k'n_3}) \\ & - U_{kk'}^{n_1n_2} \rho_{k'n_2n_3} U_{k'k}^{n_3n_4} \delta(\varepsilon_{k'n_3} - \varepsilon_{kn_4}) - U_{kk'}^{n_1n_2} \rho_{k'n_2n_3} U_{k'k}^{n_3n_4} \delta(\varepsilon_{kn_1} - \varepsilon_{k'n_2})], \end{aligned} \quad (\text{A2})$$

where $U_{kk'}^{n_1n_2} = \langle kn_1 | U(\mathbf{r}) | k'n_2 \rangle$ and \mathcal{N}_{imp} is the impurity density. In the weak disorder limit and assuming a smooth impurity potential profile, the impurity scattering between Landau levels can be neglected and only the forward scattering terms $U_{kk}^{mn} \equiv U_{kn}$ are considered. Then, introducing the velocity $v_{kn} = \partial_k \varepsilon_{kn}$, the collision operator simplifies to

$$\begin{aligned} \mathcal{I}(\hat{\rho})|_{kn_1n_2} = & \frac{\pi \mathcal{N}_{\text{imp}}}{\hbar} \left[\frac{U_{kn_1}^2}{v_{kn_1}} + \frac{U_{kn_2}^2}{v_{kn_2}} \right. \\ & \left. - U_{kn_1} U_{kn_2} \left(\frac{1}{v_{kn_1}} + \frac{1}{v_{kn_2}} \right) \right] \rho_{kn_1n_2} \end{aligned} \quad (\text{A3})$$

$$= \Gamma_{kn_1n_2} \rho_{kn_1n_2}, \quad (\text{A4})$$

where we have defined the relaxation rate $\Gamma_{kn_1n_2}$ as the prefactor of $\rho_{kn_1n_2}$ in the collision term. $\Gamma_{kn_1n_2}$ encodes microscopic information that measure the timescale in which the density matrix element $\rho_{kn_1n_2}$ relaxes to equilibrium due to the scattering with impurities. It naturally vanishes when $n_1 = n_2$, ensuring that the collision operator is zero when evaluated at a diagonal density matrix such as the equilibrium density

matrix $\hat{\rho}_0$. Generally it follows from Eq. (A3) that, given two states $|k, n_1\rangle$ and $|k, n_2\rangle$, the more different are their band velocities and the more different are their couplings to the impurity potential, the slower the relaxation of $\rho_{kn_1n_2}$ is. These microscopic details are erased by the two additional approximations that yield Eq. (4), namely, neglecting of the relaxation rate dependence on the Landau level indexes and on the momentum.

Let us briefly comment on their possible effects on our results. Once at the level of approximation of Eq. (A3), the $\{n_1, n_2\}$ dependence of the relaxation rate is irrelevant for the discussion of the Hall effect in a 2DEG with a single magnetic field boundary presented in Sec. II. The fundamental reason for this is that, different to Eq. (A2), in Eq. (A3) the collision operator does not mix different elements of the density matrix. The dependence on momentum is also irrelevant since the derivation in that section does not use the momentum dependence of the density matrix. In conclusion, all results in Sec. II remain intact replacing Γ by $\Gamma_{kn_1n_2}$. On the other hand, the momentum dependence of Γ is implicitly considered in Appendix C and may affect the results of that Appendix if Γ is not even in k .

APPENDIX B: DISSIPATIONLESS NONLINEAR HALL CURRENT

In this Appendix we show a reciprocity relation satisfied by the second-order Hall conductivity tensor in the limit $\Gamma \rightarrow 0$ that implies the vanishing of Eq. (12). We leave the case of finite relaxation rate for future study.

First, we note that the matrix elements of the position and velocity operators are related to each other by

$$\hat{x}_{\alpha;kn_1n_2} = \frac{i\hbar \hat{v}_{\gamma;kn_1n_2}}{\varepsilon_{kn_2} - \varepsilon_{kn_1}}, \quad (\text{B1})$$

which follows from the Heisenberg equation of motion

$$\hat{v}_{\gamma;kn_1n_2} = \frac{d}{dt} \hat{x}_{\alpha;kn_1n_2} = \frac{[\hat{x}_{\alpha}, \hat{H}_0]_{kn_1n_2}}{i\hbar} \quad (\text{B2})$$

$$= \frac{d}{dt} \hat{x}_{\alpha;kn_1n_2} = \frac{\hat{x}_{\alpha;kn_1n_2}(\varepsilon_{kn_2} - \varepsilon_{kn_1})}{i\hbar}. \quad (\text{B3})$$

Consequently, the rectification term of the nonlinear Hall response can be rewritten as

$$\chi_{\alpha\beta\gamma}^0 \propto \sum_{k,n_i} \hat{v}_{\alpha;kn_2n_1} \hat{x}_{\beta;kn_1n_3} \hat{x}_{\gamma;kn_3n_2} \mathcal{W}_{kn_1n_2n_3}^0 \quad (\text{B4})$$

$$\propto \sum_{k,n_i} \frac{-\hat{v}_{\alpha;kn_2n_1} \hat{v}_{\beta;kn_1n_3} \hat{v}_{\gamma;kn_3n_2}}{(\varepsilon_{kn_1} - \varepsilon_{kn_3})(\varepsilon_{kn_3} - \varepsilon_{kn_2})} \mathcal{W}_{kn_1n_2n_3}^0. \quad (\text{B5})$$

In 2D, the transverse components of the second-order conductivity tensor read

$$\chi_{\alpha\beta\beta}^0 \propto \sum_{k,n_i} \frac{-\hat{v}_{\alpha;kn_2n_1} \hat{v}_{\beta;kn_1n_3} \hat{v}_{\beta;kn_3n_2}}{(\varepsilon_{kn_1} - \varepsilon_{kn_3})(\varepsilon_{kn_3} - \varepsilon_{kn_2})} \mathcal{W}_{kn_1n_2n_3}^0, \quad (\text{B6})$$

$$\chi_{\beta\alpha\beta}^0 \propto \sum_{k,n_i} \frac{-\hat{v}_{\beta;kn_2n_1} \hat{v}_{\alpha;kn_1n_3} \hat{v}_{\beta;kn_3n_2}}{(\varepsilon_{kn_1} - \varepsilon_{kn_3})(\varepsilon_{kn_3} - \varepsilon_{kn_2})} \mathcal{W}_{kn_1n_2n_3}^0, \quad (\text{B7})$$

$$\chi_{\beta\beta\alpha}^0 \propto \sum_{k,n_i} \frac{-\hat{v}_{\beta;kn_2n_1} \hat{v}_{\beta;kn_1n_3} \hat{v}_{\alpha;kn_3n_2}}{(\varepsilon_{kn_1} - \varepsilon_{kn_3})(\varepsilon_{kn_3} - \varepsilon_{kn_2})} \mathcal{W}_{kn_1n_2n_3}^0, \quad (\text{B8})$$

for $\alpha = x$, $\beta = y$ and vice versa. By taking the complex conjugates of Eqs. (B7) and (B8), we find

$$\chi_{\beta\alpha\beta}^0|^* \propto \sum_{k,n_i} \frac{-\hat{v}_{\alpha;kn_2n_1} \hat{v}_{\beta;kn_1n_3} \hat{v}_{\beta;kn_3n_2}}{(\varepsilon_{kn_1} - \varepsilon_{kn_2})(\varepsilon_{kn_2} - \varepsilon_{kn_3})} \mathcal{W}_{kn_1n_3n_2}^0|^*, \quad (\text{B9})$$

$$\chi_{\beta\beta\alpha}^0|^* \propto \sum_{k,n_i} \frac{-\hat{v}_{\alpha;kn_2n_1} \hat{v}_{\beta;kn_1n_3} \hat{v}_{\beta;kn_3n_2}}{(\varepsilon_{kn_3} - \varepsilon_{kn_1})(\varepsilon_{kn_1} - \varepsilon_{kn_2})} \mathcal{W}_{kn_3n_2n_1}^0|^*, \quad (\text{B10})$$

where we have also interchanged the indices $n_2 \leftrightarrow n_3$ and $n_1 \leftrightarrow n_3$ inside them, respectively.

We also see that $\mathcal{W}_{kn_1n_2n_3}^0|^* = \mathcal{W}_{kn_2n_1n_3}^0$, and subsequently, $\chi_{\beta\alpha\beta}^0|^* = \chi_{\beta\beta\alpha}^0$. Putting all the above results together, we find

$$\begin{aligned} \chi_{\alpha\beta\beta}^0 + \chi_{\beta\alpha\beta}^0 + \chi_{\beta\beta\alpha}^0 &\propto \sum_{k,n_i} \hat{v}_{\alpha;kn_2n_1} \hat{v}_{\beta;kn_1n_3} \hat{v}_{\beta;kn_3n_2} \\ &\times \left[\frac{\mathcal{W}_{kn_1n_2n_3}^0}{(\varepsilon_{kn_1} - \varepsilon_{kn_3})(\varepsilon_{kn_3} - \varepsilon_{kn_2})} \right. \\ &+ \frac{\mathcal{W}_{kn_3n_1n_2}^0}{(\varepsilon_{kn_1} - \varepsilon_{kn_2})(\varepsilon_{kn_2} - \varepsilon_{kn_3})} \\ &\left. + \frac{\mathcal{W}_{kn_2n_3n_1}^0}{(\varepsilon_{kn_1} - \varepsilon_{kn_2})(\varepsilon_{kn_3} - \varepsilon_{kn_1})} \right]. \quad (\text{B11}) \end{aligned}$$

Then, using Eq. (11), and taking the limit of $\Gamma \rightarrow 0$, we obtain

$$\begin{aligned} &\chi_{\alpha\beta\beta}^0 + \chi_{\beta\alpha\beta}^0 + \chi_{\beta\beta\alpha}^0 \\ &\propto - \sum_{k,n_i} \frac{\hat{v}_{\alpha;kn_2n_1} \hat{v}_{\beta;kn_1n_3} \hat{v}_{\beta;kn_3n_2}}{(\varepsilon_{kn_1} - \varepsilon_{kn_2})(\varepsilon_{kn_2} - \varepsilon_{kn_3})(\varepsilon_{kn_3} - \varepsilon_{kn_1})} \\ &\times [\mathcal{W}_{13}^\omega - \mathcal{W}_{32}^\omega + \mathcal{W}_{32}^\omega - \mathcal{W}_{21}^\omega + \mathcal{W}_{21}^\omega - \mathcal{W}_{13}^\omega \\ &+ \{\omega \rightarrow -\omega\}] = 0, \quad (\text{B12}) \end{aligned}$$

where the compact notation $\mathcal{W}_{ij}^\omega = \mathcal{W}_{kn_i n_j}^\omega$ has been used. We notice that the sum of these second-order Hall responses in the limit of $\Gamma \rightarrow 0$ vanishes irrespective of the details of the model encoded in the velocity matrix elements $\hat{v}_{\alpha;kn_i}$, and that due to the broken-time reversal symmetry each of these terms do not necessarily vanish in such limit, as shown by the example presented in Sec. II. Last, since we have seen that $\chi_{\beta\alpha\beta}^0|^* = \chi_{\beta\beta\alpha}^0$, the reciprocity relation (B12) can be equivalently written as $\chi_{\alpha\beta\beta}^0 + \chi_{\beta\alpha\beta}^0|^* + \chi_{\beta\beta\alpha}^0|^* = 0$ and, therefore, the power dissipation attributed to the second-order transverse conductivity [Eq. (12)] vanishes.

APPENDIX C: HALL RESPONSE UNDER COMBINED TIME-REVERSAL AND TRANSLATION SYMMETRY

In this Appendix we elucidate that in the presence of an additional symmetry which is the combination of time-reversal symmetry with a half-period spatial translation denoted by $\hat{S} = \hat{\Theta} \times \hat{T}_{1/2}$, the nonlinear Hall responses become identically zero. An example of a magnetic profile with this symmetry is shown in Fig. 2(a). It should be noted that since time-reversal operator $\hat{\Theta}$ changes the direction of the sign of magnetic field and also the momenta, equivalently, we can assume this symmetry as a screw displacement which is a combination of π rotation around x axis and half-period spatial translation ($\hat{S}_{\text{screw}} = \hat{R}_{\pi,x} \times \hat{T}_{1/2}$).

In the presence of \hat{S} symmetry, the magnetic field profile should satisfy the relation $\mathbf{B}(x) = -\mathbf{B}(x+W)$ which also leads to $A(x) = -A(x+W) + \text{cte}$. Since any constant term in the vector potential can be dropped, as it has no physical effect due to the gauge invariance, we can always consider $A(x) = -A(x+W)$. So we can deduce the symmetry

$$\hat{S} V_k(x) \hat{S}^{-1} = V_{-k}(x+W) = V_k(x), \quad (\text{C1})$$

for the effective potential in Eq. (3). Subsequently, we find that the eigenenergies are symmetric in k as $\varepsilon_{k,n} = \varepsilon_{-k,n}$, and for a given eigenstate $\phi_{k,n}(x)$ with energy $\varepsilon_{k,n}$, the corresponding state $\hat{S}\phi_{k,n}(x) = \phi_{-k,n}(x+W)$ is also an eigenstate.

Now based on above symmetry relations, we see that the matrix elements of the \hat{x} operator are also symmetric as

$$\begin{aligned} \hat{x}_{kn_1n_2} &= \int dx \phi_{k,n_1}^*(x) x \phi_{k,n_2}(x) \\ &= \int dx \phi_{k,n_1}^*(x) \hat{S}^{-1} (\hat{S} x \hat{S}^{-1}) \hat{S} \phi_{k,n_2}(x) \\ &= \int dx \phi_{-k,n_1}^*(x+W) (x+W) \phi_{-k,n_2}(x+W) \end{aligned}$$

$$\begin{aligned}
 &= \int dx \phi_{-k,n_1}^*(x) x \phi_{-k,n_2}(x) \\
 &= \hat{x}_{-kn_1n_2}.
 \end{aligned} \tag{C2}$$

In the same way we find that the vector potential also satisfies

$$\begin{aligned}
 A_{kn_1n_2} &= \int dx \phi_{k,n_1}^*(x) A(x) \phi_{k,n_2}(x) \\
 &= \int dx \phi_{k,n_1}^*(x) \hat{S}^{-1} [\hat{S} A(x) \hat{S}^{-1}] \hat{S} \phi_{k,n_2}(x) \\
 &= - \int dx \phi_{-k,n_1}^*(x+W) A(x+W) \phi_{-k,n_2}(x+W) \\
 &= -A_{-kn_1n_2}.
 \end{aligned} \tag{C3}$$

From Eq. (C3) we can readily see that the transverse velocity v_y whose matrix elements are given by the gauge-invariant form

$$\hat{v}_y|_{kn_1n_2} = \frac{\hbar k}{m} \delta_{n_1,n_2} - \frac{e}{mc} A_{kn_1n_2} \tag{C4}$$

is odd under the change of the momentum sign ($k \rightarrow -k$). However, Eq. (C2) indicates that the position operator matrix elements $\hat{x}_{kn_1n_2}$ are even with respect to k as well as the transition-rate functions such as $\mathcal{W}_{kn_1n_2n_3}^{2\omega}$ and $\mathcal{W}_{kn_1n_2n_3}^0$. The latter can be readily seen from the fact that the transition-rate functions only depend on the energies (and not the eigenstates) which remain unchanged under $k \rightarrow -k$. Note that this statement does not hold if the relaxation rate Γ is not even in k . Therefore, the overall summands in the linear and nonlinear Hall responses (including all orders) are odd with respect to k . Therefore, in the presence of \hat{S} symmetry, the contributions of

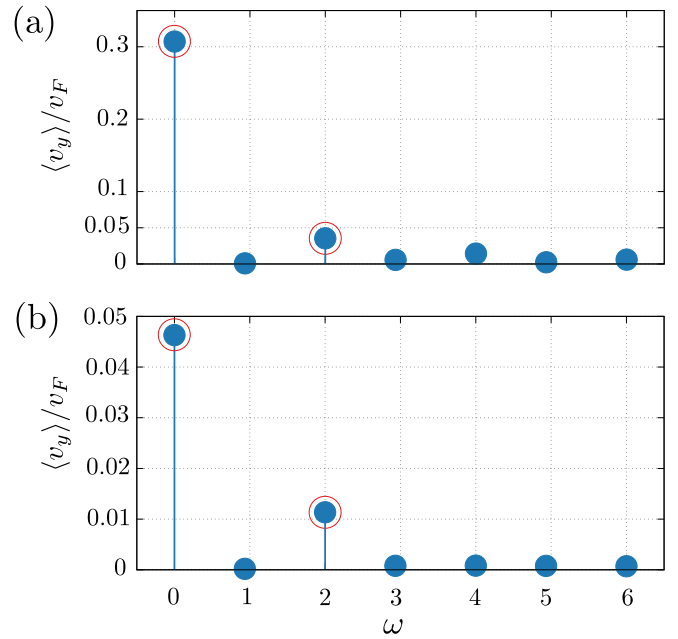


FIG. 4. Fourier transform of the average velocity. In (a) and (b) the parameters are chosen as those for Figs. 2(d) and 2(e), respectively.

opposite k 's in any order cancel out each other and the Hall response identically vanishes.

APPENDIX D: FOURIER ANALYSIS

Figure 4 shows the Fourier transform of the Hall current presented in Figs. 2(d) and 2(e), respectively. As expected, only the even harmonics of the driving frequency are finite.

-
- [1] I. Sodemann and L. Fu, Quantum Nonlinear Hall Effect Induced by Berry Curvature Dipole in Time-Reversal Invariant Materials, *Phys. Rev. Lett.* **115**, 216806 (2015).
- [2] T. Low, Y. Jiang, and F. Guinea, Topological currents in black phosphorus with broken inversion symmetry, *Phys. Rev. B* **92**, 235447 (2015).
- [3] E. Deyo, L. E. Golub, E. L. Ivchenko, and B. Spivak, Semiclassical theory of the photogalvanic effect in non-centrosymmetric systems, *arXiv:0904.1917*.
- [4] E. J. König, M. Dzero, A. Levchenko, and D. A. Pesin, Gyrotropic hall effect in berry-curved materials, *Phys. Rev. B* **99**, 155404 (2019).
- [5] O. Matsyshyn and I. Sodemann, Nonlinear Hall Acceleration and the Quantum Rectification Sum Rule, *Phys. Rev. Lett.* **123**, 246602 (2019).
- [6] Q. Ma, S.-Y. Xu, H. Shen, D. MacNeill, V. Fatemi, T.-R. Chang, A. M. M. Valdivia, S. Wu, Z. Du, C.-H. Hsu *et al.*, Observation of the nonlinear Hall effect under time-reversal-symmetric conditions, *Nature (London)* **565**, 337 (2019).
- [7] K. Kang, T. Li, E. Sohn, J. Shan, and K. F. Mak, Nonlinear anomalous Hall effect in few-layer WTe_2 , *Nat. Mater.* **18**, 324 (2019).
- [8] J. Son, K.-H. Kim, Y. H. Ahn, H.-W. Lee, and J. Lee, Strain Engineering of the Berry Curvature Dipole and Valley Magnetization in Monolayer MoS_2 , *Phys. Rev. Lett.* **123**, 036806 (2019).
- [9] O. O. Shvetsov, V. D. Esin, A. V. Timonina, N. N. Kolesnikov, and E. V. Deviatov, Nonlinear Hall effect in three-dimensional Weyl and Dirac semimetals, *JETP Lett.* **109**, 715 (2019).
- [10] M. Huang, Z. Wu, J. Hu, X. Cai, E. Li, L. An, X. Feng, Z. Ye, N. Lin, K. T. Law *et al.*, Giant nonlinear Hall effect in twisted WSe_2 , *arXiv:2006.05615*.
- [11] S.-C. Ho, C.-H. Chang, Y.-C. Hsieh, S.-T. Lo, B. Huang, C. Ortix, T.-M. Chen *et al.*, Hall effects in artificially corrugated bilayer graphene without breaking time-reversal symmetry, *Nat. Electron.* **4**, 116 (2021).
- [12] S. S. Tsirkin, P. A. Puente, and I. Souza, Gyrotropic effects in trigonal tellurium studied from first principles, *Phys. Rev. B* **97**, 035158 (2018).
- [13] Y. Zhang, Y. Sun, and B. Yan, Berry curvature dipole in Weyl semimetal materials: An *ab initio* study, *Phys. Rev. B* **97**, 041101(R) (2018).

- [14] J.-S. You, S. Fang, S.-Y. Xu, E. Kaxiras, and T. Low, Berry curvature dipole current in the transition metal dichalcogenides family, *Phys. Rev. B* **98**, 121109(R) (2018).
- [15] Z. Z. Du, C. M. Wang, H.-Z. Lu, and X. C. Xie, Band Signatures for Strong Nonlinear Hall Effect in Bilayer WTe_2 , *Phys. Rev. Lett.* **121**, 266601 (2018).
- [16] J. I. Facio, D. Efremov, K. Koepf, J.-S. You, I. Sodemann, and J. van den Brink, Strongly Enhanced Berry Dipole at Topological Phase Transitions in BiTeI , *Phys. Rev. Lett.* **121**, 246403 (2018).
- [17] R. Battilomo, N. Scopigno, and C. Ortix, Berry Curvature Dipole in Strained Graphene: A Fermi Surface Warping Effect, *Phys. Rev. Lett.* **123**, 196403 (2019).
- [18] D.-F. Shao, S.-H. Zhang, G. Gurung, W. Yang, and E. Y. Tsymbal, Nonlinear Anomalous Hall Effect for Néel Vector Detection, *Phys. Rev. Lett.* **124**, 067203 (2020).
- [19] S. Singh, J. Kim, K. M. Rabe, and D. Vanderbilt, Engineering Weyl Phases and Nonlinear Hall Effects in T_d - MoTe_2 , *Phys. Rev. Lett.* **125**, 046402 (2020).
- [20] Y. Gao, F. Zhang, and W. Zhang, Second-order nonlinear Hall effect in Weyl semimetals, *Phys. Rev. B* **102**, 245116 (2020).
- [21] H. Rostami and M. Polini, Nonlinear anomalous photocurrents in Weyl semimetals, *Phys. Rev. B* **97**, 195151 (2018).
- [22] H. Rostami and V. Juričić, Probing quantum criticality using nonlinear Hall effect in a metallic Dirac system, *Phys. Rev. Research* **2**, 013069 (2020).
- [23] D. Wawrzik, J.-S. You, J. I. Facio, J. van den Brink, and I. Sodemann, Infinite Berry Curvature of Weyl Fermi Arcs, *Phys. Rev. Lett.* **127**, 056601 (2021).
- [24] C. Ortix, Nonlinear Hall effect with time-reversal symmetry: Theory and material realizations, *Adv. Quantum Technol.* **4**, 2100056 (2021).
- [25] Z. Z. Du, H.-Z. Lu, and X. C. Xie, Nonlinear Hall effects, *Nat. Rev. Phys.* (2021), doi: [10.1038/s42254-021-00359-6](https://doi.org/10.1038/s42254-021-00359-6).
- [26] R. K. Malla, A. Saxena, and W. J. M. Kort-Kamp, Emerging nonlinear Hall effect in Kane-Mele two-dimensional topological insulators, [arXiv:2108.07860](https://arxiv.org/abs/2108.07860).
- [27] Z. Z. Du, C. M. Wang, S. Li, H.-Z. Lu, and X. C. Xie, Disorder-induced nonlinear Hall effect with time-reversal symmetry, *Nat. Commun.* **10**, 3047 (2019).
- [28] C. Xiao, Z. Z. Du, and Q. Niu, Theory of nonlinear Hall effects: Modified semiclassics from quantum kinetics, *Phys. Rev. B* **100**, 165422 (2019).
- [29] S. Nandy and I. Sodemann, Symmetry and quantum kinetics of the nonlinear Hall effect, *Phys. Rev. B* **100**, 195117 (2019).
- [30] Z. Z. Du, C. M. Wang, H.-P. Sun, H.-Z. Lu, and X. C. Xie, Quantum theory of the nonlinear Hall effect, *Nat. Commun.* **12**, 5038 (2021).
- [31] H. Isobe, S.-Y. Xu, and L. Fu, High-frequency rectification via chiral Bloch electrons, *Sci. Adv.* **6**, eaay2497 (2020).
- [32] B. T. Zhou, C.-P. Zhang, and K. T. Law, Highly Tunable Nonlinear Hall Effects Induced by Spin-Orbit Couplings in Strained Polar Transition-Metal Dichalcogenides, *Phys. Rev. Appl.* **13**, 024053 (2020).
- [33] H. K. Avetissian and G. F. Mkrtchian, High laser harmonics induced by the Berry curvature in time-reversal invariant materials, *Phys. Rev. B* **102**, 245422 (2020).
- [34] D. Kumar, C.-H. Hsu, R. Sharma, T.-R. Chang, P. Yu, J. Wang, G. Eda, G. Liang, and H. Yang, Room-temperature nonlinear Hall effect and wireless radiofrequency rectification in Weyl semimetal TaIrTe_4 , *Nat. Nanotechnol.* **16**, 421 (2021).
- [35] P. He, H. Isobe, D. Zhu, C.-H. Hsu, L. Fu, and H. Yang, Quantum frequency doubling in the topological insulator Bi_2Se_3 , *Nat. Commun.* **12**, 698 (2021).
- [36] Y. Gao and B. Ge, Second harmonic generation in Dirac/Weyl semimetals with broken tilt inversion symmetry, *Opt. Express* **29**, 6903 (2021).
- [37] Y. Zhang and L. Fu, Terahertz detection based on nonlinear Hall effect without magnetic field, *Proc. Natl. Acad. Sci. USA* **118**, e2100736118 (2021).
- [38] J. E. Müller, Effect of a Nonuniform Magnetic Field on a Two-Dimensional Electron Gas in the Ballistic Regime, *Phys. Rev. Lett.* **68**, 385 (1992).
- [39] A. Matulis, F. M. Peeters, and P. Vasilopoulos, Wave-Vector-Dependent Tunneling through Magnetic Barriers, *Phys. Rev. Lett.* **72**, 1518 (1994).
- [40] J. Reijniers and F. M. Peeters, Snake orbits and related magnetic edge states, *J. Phys.: Condens. Matter* **12**, 9771 (2000).
- [41] T. Taychatanapat, J. Y. Tan, Y. Yeo, K. Watanabe, T. Taniguchi, and B. Özyilmaz, Conductance oscillations induced by ballistic snake states in a graphene heterojunction, *Nat. Commun.* **6**, 6093 (2015).
- [42] D. Weiss, K. V. Klitzing, K. Ploog, and G. Weimann, Magnetoresistance oscillations in a two-dimensional electron gas induced by a submicrometer periodic potential, *Europhys. Lett.* **8**, 179 (1989).
- [43] P. D. Ye, D. Weiss, R. R. Gerhardts, and H. Nickel, Magnetoresistance oscillations induced by periodically arranged micromagnets (invited), *J. Appl. Phys.* **81**, 5444 (1997).
- [44] X.-D. Yang, R.-Z. Wang, Y. Guo, W. Yang, D.-B. Yu, B. Wang, and H. Yan, Giant magnetoresistance effect of two-dimensional electron gas systems in a periodically modulated magnetic field, *Phys. Rev. B* **70**, 115303 (2004).
- [45] A. Nogaret, Electron dynamics in inhomogeneous magnetic fields, *J. Phys.: Condens. Matter* **22**, 253201 (2010).
- [46] W.-K. Tse and A. H. MacDonald, Magneto-optical Faraday and Kerr effects in topological insulator films and in other layered quantized Hall systems, *Phys. Rev. B* **84**, 205327 (2011).
- [47] D. Culcer, E. M. Hankiewicz, G. Vignale, and R. Winkler, Side jumps in the spin Hall effect: Construction of the Boltzmann collision integral, *Phys. Rev. B* **81**, 125332 (2010).
- [48] D. Culcer, A. Sekine, and A. H. MacDonald, Interband coherence response to electric fields in crystals: Berry-phase contributions and disorder effects, *Phys. Rev. B* **96**, 035106 (2017).
- [49] F. T. Vasko and O. E. Raichev, *Quantum Kinetic Theory and Applications: Electrons, Photons, Phonons* (Springer Science & Business Media, New York, 2006).
- [50] W. Kohn and J. M. Luttinger, Quantum theory of electrical transport phenomena, *Phys. Rev.* **108**, 590 (1957).
- [51] M. Kocan, AlGaIn/GaN MBE 2DEG heterostructures: interplay between surface-, interface- and device-properties, Ph.D. thesis, Rheinisch-Westfälische Technische Hochschule, Aachen, 2003, <https://core.ac.uk/download/pdf/36425795.pdf>.
- [52] M. G. Betti, V. Corradini, G. Bertoni, P. Casarini, C. Mariani, and A. Abramo, Density of states of a two-dimensional electron gas at semiconductor surfaces, *Phys. Rev. B* **63**, 155315 (2001).
- [53] J. Ishihara, G. Kitazawa, Y. Furusho, Y. Ohno, H. Ohno, and K. Miyajima, Zero-field spin precession dynamics of

- high-mobility two-dimensional electron gas in persistent spin helix regime, *Phys. Rev. B* **101**, 094438 (2020).
- [54] J. Schluck, J. Feilhauer, K. Pierz, H. W. Schumacher, D. Kazazis, U. Gennser, and T. Heinzel, Quantum signatures of competing electron trajectories in antidot superlattices, *Phys. Rev. B* **98**, 165415 (2018).
- [55] J. Shi, F. M. Peeters, K. W. Edmonds, and B. L. Gallagher, Even-odd transition in the Shubnikov–de Haas oscillations in a two-dimensional electron gas subjected to periodic magnetic and electric modulations, *Phys. Rev. B* **66**, 035328 (2002).
- [56] C. Xiao, B. Xiong, and F. Xue, Boltzmann approach to spin-orbit-induced transport in effective quantum theories, *J. Phys.: Condens. Matter* **30**, 415002 (2018).
- [57] O. Matsyshyn, F. Piazza, R. Moessner, and I. Sodemann, Rabi Regime of Current Rectification in Solids, *Phys. Rev. Lett.* **127**, 126604 (2021).
- [58] N. Nagaosa, J. Sinova, S. Onoda, A. H. MacDonald, and N. P. Ong, Anomalous Hall effect, *Rev. Mod. Phys.* **82**, 1539 (2010).
- [59] M.-C. Chang and Q. Niu, Berry phase, hyperorbits, and the Hofstadter spectrum: Semiclassical dynamics in magnetic Bloch bands, *Phys. Rev. B* **53**, 7010 (1996).
- [60] G. D. Mahan, *Many-Particle Physics*, Physics of Solids and Liquids (Springer, New York, 2013).
- [61] G. Sundaram and Q. Niu, Wave-packet dynamics in slowly perturbed crystals: Gradient corrections and Berry-phase effects, *Phys. Rev. B* **59**, 14915 (1999).
- [62] Y. Gao, S. A. Yang, and Q. Niu, Field Induced Positional Shift of Bloch Electrons and Its Dynamical Implications, *Phys. Rev. Lett.* **112**, 166601 (2014).
- [63] N. Rostoker, Test particle method in kinetic theory of a plasma, *Phys. Fluids* **7**, 491 (1964).
- [64] C. W. J. Beenakker and H. van Houten, Quantum transport in semiconductor nanostructures, *Solid State Phys.* **44**, 1 (1991).
- [65] K. S. Novoselov, A. K. Geim, S. V. Morozov, D. Jiang, Y. Zhang, S. V. Dubonos, I. V. Grigorieva, and A. A. Firsov, Electric field effect in atomically thin carbon films, *Science* **306**, 666 (2004).
- [66] K. F. Mak, C. Lee, J. Hone, J. Shan, and T. F. Heinz, Atomically Thin MoS₂: A New Direct-Gap Semiconductor, *Phys. Rev. Lett.* **105**, 136805 (2010).
- [67] D. Xiao, G.-B. Liu, W. Feng, X. Xu, and W. Yao, Coupled Spin and Valley Physics in Monolayers of MoS₂ and Other Group-VI Dichalcogenides, *Phys. Rev. Lett.* **108**, 196802 (2012).
- [68] H. Rostami, A. G. Moghaddam, and R. Asgari, Effective lattice Hamiltonian for monolayer MoS₂: Tailoring electronic structure with perpendicular electric and magnetic fields, *Phys. Rev. B* **88**, 085440 (2013).
- [69] A. Ohtomo and H. Y. Hwang, A high-mobility electron gas at the LaAlO₃/SrTiO₃ heterointerface, *Nature (London)* **427**, 423 (2004).
- [70] A. Brinkman, M. Huijben, M. Van Zalk, J. Huijben, U. Zeitler, J. C. Maan, W. G. van der Wiel, G. J. H. M. Rijnders, D. H. A. Blank, and H. Hilgenkamp, Magnetic effects at the interface between non-magnetic oxides, *Nat. Mater.* **6**, 493 (2007).
- [71] G. Khalsa and A. H. MacDonald, Theory of the SrTiO₃ surface state two-dimensional electron gas, *Phys. Rev. B* **86**, 125121 (2012).
- [72] V. Vildosola, F. Güller, and A. M. Llois, Mechanism to Generate a Two-Dimensional Electron Gas at the Surface of the Charge-Ordered Semiconductor BaBiO₃, *Phys. Rev. Lett.* **110**, 206805 (2013).