

Universal patterns in egocentric communication networks

Received: 16 March 2023

Accepted: 15 August 2023

Published online: 26 August 2023

 Check for updates

Gerardo Iñiguez ^{1,2,3,4} , Sara Heydari ², János Kertész ^{1,5} & Jari Saramäki ² 

Tie strengths in social networks are heterogeneous, with strong and weak ties playing different roles at the network and individual levels. Egocentric networks, networks of relationships around an individual, exhibit few strong ties and more weaker ties, as evidenced by electronic communication records. Mobile phone data has also revealed persistent individual differences within this pattern. However, the generality and driving mechanisms of social tie strength heterogeneity remain unclear. Here, we study tie strengths in egocentric networks across multiple datasets of interactions between millions of people during months to years. We find universality in tie strength distributions and their individual-level variation across communication modes, even in channels not reflecting offline social relationships. Via a simple model of egocentric network evolution, we show that the observed universality arises from the competition between cumulative advantage and random choice, two tie reinforcement mechanisms whose balance determines the diversity of tie strengths. Our results provide insight into the driving mechanisms of tie strength heterogeneity in social networks and have implications for the understanding of social network structure and individual behavior.

Social networks are key to the exchange of ideas, norms, and other cultural constructs in human society¹, influencing the way we communicate², support each other^{3,4}, and form enduring communities⁵. Decades of research have focused on regularities in the patterns of relations among individuals⁶ as well as the drivers and mechanisms behind their origin⁷. One particularly prominent feature of social networks is the diversity of tie strengths⁸, where strong ties are typically embedded within social groups while weak ties are crucial for the cohesiveness of the network as a whole^{8–10}. At the micro level, ego networks—the sets of social ties between an individual (the ego) and their family, friends, and acquaintances (the alters)—commonly feature a small core of close relationships. These close relationships are associated with high emotional intensity and they are surrounded by a larger number of weaker ties. The emergence of this characteristic structural pattern has been associated with

constraints on maintaining social relationships, which include limited information processing capacity¹¹, social cognition^{12–14}, and time availability^{15–17}.

Studies of human communication via mobile phones have shown that in line with the above picture, there is a consistent, general pattern in egocentric networks where a small number of close alters receive a disproportionately large share of communication. Data on the frequency of mobile phone calls and text messages also indicate that within this general pattern, there are clear and persistent individual differences^{18–22}: some people repeatedly focus most of their attention on a few close relationships, while others tend to distribute communication among their alters more evenly¹⁸. These differences are stable in time even under high personal network turnover. However, the mechanisms that generate such heterogeneity of tie strengths, its individual-level variation, and the generality of this pattern beyond

¹Department of Network and Data Science, Central European University, 1100 Vienna, Austria. ²Department of Computer Science, Aalto University School of Science, 00076 Aalto, Finland. ³Faculty of Information Technology and Communication Sciences, Tampere University, 33720 Tampere, Finland. ⁴Centro de Ciencias de la Complejidad, Universidad Nacional Autónoma de México, 04510 Ciudad de México, Mexico. ⁵Complexity Science Hub, 1080 Vienna, Austria.

 e-mail: iniguezg@ceu.edu; jari.saramaki@aalto.fi

mobile-phone-mediated communication, have not yet been established^{14,22–24}.

Here, we explore multiple sets of data on recurring social interactions between millions of people to study heterogeneity in ego network tie strengths and its individual variation, and to shed light on the mechanisms behind this heterogeneity. These large-scale datasets contain metadata on different types of time-stamped interactions, from mobile phone calls to social media, spanning a time range from months to years. They are likely to reflect different aspects of social behavior: e.g., mobile-phone calls between friends, work-related emails, and messages on an Internet forum or dating website serve different purposes and may or may not reflect social relationships that also exist offline. Using social networks reconstructed from the interaction records in our data, we measure the distribution of tie strengths in a massive number of egocentric networks, focusing on how this distribution varies between individuals. We compare observations across several datasets representing different channels of communication and use our observations to construct a minimal, analytically tractable model of egocentric network growth that attributes heterogeneity in tie strengths and its individual variation to the balance between competing mechanisms of tie reinforcement.

We find systematic evidence of broad variation in the distributions of tie strengths in ego networks across all communication channels, including those channels that do not necessarily reflect offline social interactions. The majority of ego networks have heterogeneous tie strengths with varying amounts of heterogeneity, while a minority of individuals distribute their contacts in a homogeneous way. With the help of our model of egocentric network evolution, we attribute the amount of heterogeneity to a mechanism of cumulative advantage^{25–27}, similar to proportional growth²⁸ and preferential attachment^{29–32}. Homogeneity, in turn, is associated with effectively random choice of alters for communication. The balance between these two mechanisms determines the dispersion of tie strengths in an egocentric network. This balance is captured in our model through a single preferentiality parameter that can be fitted to data for each ego. The distributions of fitted values of this parameter are remarkably similar across different datasets, indicating universal patterns of communication in channels that are very different in nature. Similarly to social signatures¹⁸, we also observe that at the level of individuals, the preferentiality parameter is a stable and persistent indicator of the distinctive way people shape their network on the particular channel.

Results

We analyze data on recurring, time-stamped social interactions between millions of individuals across 16 communication channels, including phone call records, text messages, emails, and posts from social networks and online forums (Fig. 1). Data include, among others, anonymized metadata for 1.3B calls and 613M messages made by 6M people in a European country during 2007^{9,21,33–37}, 431k emails by 57k students at Kiel University in 4 months^{38,39}, and 850k wall posts in Facebook made by 45k users in New Orleans during 2006–2009^{39,40}. Periods of observation vary widely, from 1 month of text message logs for 3 mobile phone companies⁴¹ to 7 years of private messages and open forum discussions in the Swedish movie recommendation website Filmtipset^{39,42,43} (for data details see Supplementary Information [SI] Section S1, Table S1, and Fig. S1). The analyzed data covers a wide range of population sizes and time scales of activity, and they come from a large enough variety of channels to include typical social contexts of human online communication.

Tie strengths are heterogeneous and driven by cumulative advantage

The total communication activity a (the number of calls, messages, or posts) between an individual, or ego, and each of the ego's

acquaintances, or alters, increases with time (Fig. 1a). Due to variability in communication patterns with different alters, aggregated ego networks typically have heterogeneous activities (or, equivalently, tie strengths). This heterogeneity leads to a broad alter activity distribution p_a , defined as the probability that a randomly chosen alter has activity a at the end of the observation period. Following⁴⁴, we characterize the spread of p_a by the dispersion index $d = (\sigma^2 - t_r) / (\sigma^2 + t_r)$, where σ^2 is the variance of p_a and $t_r = t - a_0$ its mean relative to the minimum activity in the ego network (Fig. 1b). We find that in our datasets most egos primarily communicate with a few alters, in agreement with previously observed patterns of mobile phone communication^{18,45} and online platform use⁴⁶. These egos have networks with heterogeneous tie strengths, in other words, broad activity distributions p_a with large dispersion d , where most events are concentrated on the most communicative alters^{18,47} (Fig. 1c and SI Fig. S3). Note that in the following, because of their equivalence, we use the term social signature interchangeably for both individual activity distributions and the activity-rank curves of¹⁸. In addition to egos with heterogeneous tie strengths, all studied communication channels contain a smaller fraction of egos who distribute their communication more homogeneously among alters, leading to smaller values of d and narrower activity distributions. Indeed, the distribution p_d of the dispersion indices over an entire dataset shows both over-dispersed egos ($d - 1$) and egos with more Poissonian social signatures ($d - 0$; Fig. 1d and SI Fig. S2). Even egos with similar degrees or strength (total numbers of alters or events) can have heterogeneous or homogeneous activity distributions, which are thus not solely driven by differences in the total level of activity between individuals.

In order to find plausible generative mechanisms behind the diversity of social signatures seen in human communication data, we calculate the probability π_a that an alter with current activity a communicates once more with the ego, averaged over all events and alters in the observation period (SI Fig. S4). This measure is akin to the attachment kernel of growing networks^{48–50}, which has been identified in many cases as a linear function of the degree^{51,52}, and which has been applied in preferential attachment models^{28–30,53}. We further restrict π_a to the aggregated data of egos with given values of dispersion d (Fig. 1e and SI Fig. S6). When averaged over heterogeneous egos (large d), the connection kernel π_a increases monotonically with a , indicating cumulative advantage as the way most individuals interact with their acquaintances. Homogeneous egos (low d), on the other hand, have a flatter and eventually decreasing kernel closer to the average baseline $\pi_a = (1/k)$ where events are allocated among alters uniformly, which can be modeled by random choice. Despite variations in the ratio of heterogeneous to homogeneous activity distributions across channels (signaled by different shapes of the dispersion distribution p_d ; Fig. 1f and SI Fig. S2), the connection kernel π_a has qualitatively the same functional form for all datasets, and it even has a similar slope for a wide range of activity values (Fig. 1g and SI Fig. S4). The observed increasing kernels are also robust to the degree k of the ego network, with low degrees showing slightly higher levels of cumulative advantage (SI Fig. S5).

Modeling tie strength heterogeneity

To explore the simplest theoretical mechanisms that may give rise to the observed variability across ego networks, we consider minimal cumulative-advantage dynamics similar to Price's model^{26,54}, where the probability of communication between an ego and an alter depends on their prior communication activity and a tunable parameter α that modulates random alter choice (Fig. 2). We start with an undirected ego network of degree k where all alters have initial communication activity a_0 . After τ interactions, the probability π_a that an alter with activity a interacts with the ego at

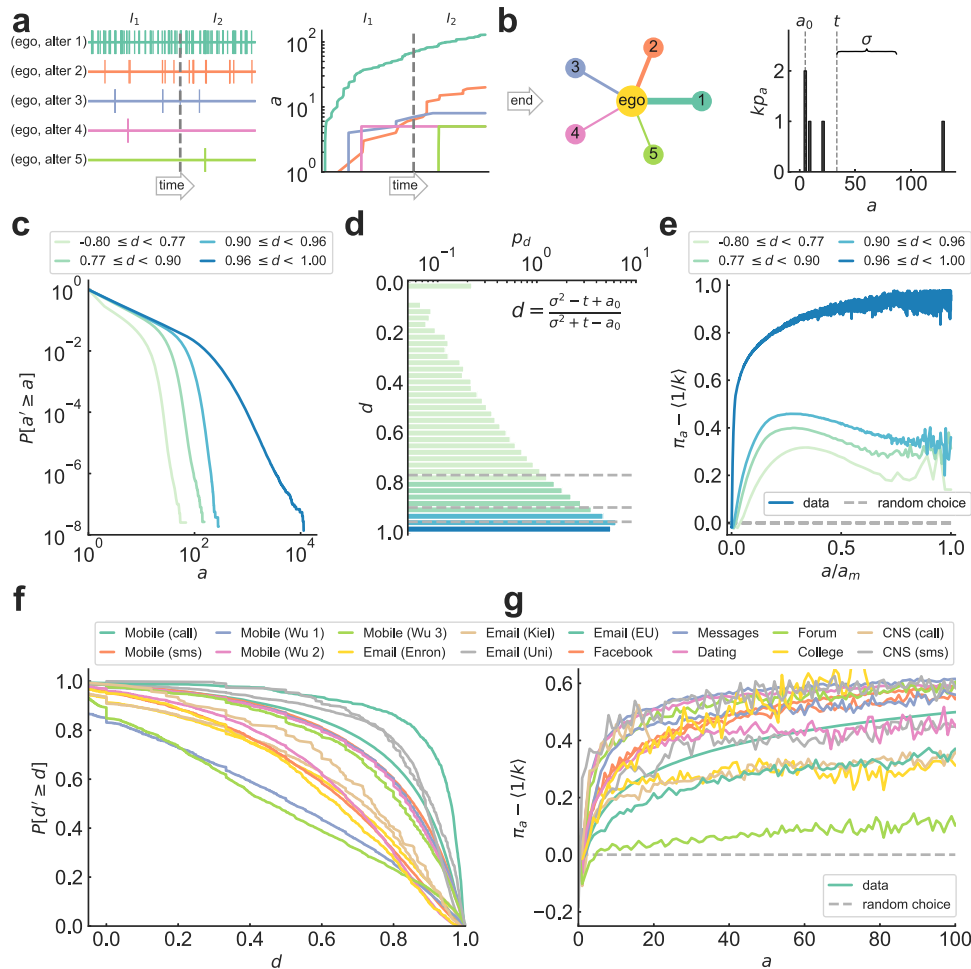


Fig. 1 | Tie strengths are heterogeneous and driven by cumulative advantage.

a Real-time contact sequence between ego and its k alters (left) and timeline of communication activity a (right), for selected ego in the CNS call dataset^{75,76} (data description in SI Section S1). Times are relative to the observation length, so close-by events appear as single lines (left) or sudden increases in a (right). The sequence is divided into two consecutive intervals with the same number of events (I_1 and I_2). With time, some alters communicate more than others. **b** Aggregated ego network (left) and alter activity distribution p_a (right) for (a). The distribution has minimum activity a_0 , mean t , and standard deviation σ . **c** Complementary cumulative distribution function (CCDF) $P[a' \geq a]$ of number of alters with at least activity a , for egos in each quartile range of the dispersion distribution p_d and $k \geq 10$, in the Mobile (call) dataset^{9,24,33–37} (all systems in SI Fig. S3). For larger dispersions, egos communicate with alters heterogeneously. **d** Dispersion distribution p_d for data in

(c), showing more heterogeneous egos (all channels in SI Fig. S2). **e** Relative probability $\pi_a - \langle 1/k \rangle$ that alter with activity a is contacted, averaged over time and egos in each quartile range of the dispersion distribution p_d in (d) (all systems in SI Fig. S6). The baseline $\pi_a = \langle 1/k \rangle$ means alters are contacted at random (each a value corresponds to at least 30 egos and is normalized by the maximum activity a_m in the ego subset). For heterogeneous egos, the increasing tendency indicates cumulative advantage: alters with high prior activity receive more events. **f** CCDF $P[d' \geq d]$ of number of egos having at least dispersion d , for 8.6M egos in 16 communication channels (SI Table S1 and SI Fig. S2; shown only for egos with more than 10 events). **g** Relative connection kernel $\pi_a - \langle 1/k \rangle$ for all datasets (each a value corresponds to at least 50 egos with $k \geq 2$; see SI Figs. S4–S6). Increasing trends indicate cumulative advantage in all channels.

event time $\tau + 1$ is

$$\pi_a = \frac{a + \alpha}{\tau + k\alpha}. \tag{1}$$

When the parameter α is small, π_a increases linearly with activity so egos interact preferentially with the most active alters, following a dynamics similar to stochastic processes driven by cumulative advantage^{27,28}, and preferential attachment in the evolution of connectivity^{29,32,53} and edge weights³⁰ in growing networks. For large α , the connection kernel is flatter and alters are chosen uniformly at random. The parameter α interpolates between heterogeneity and homogeneity in edge weights, even for ego networks with the same mean alter activity $t = \tau/k$ (Fig. 2a; for a detailed model description see Materials and Methods [MM] and SI Section S2).

We solve the model analytically via a master equation for p_a in the limit $\tau, k \rightarrow \infty$ (see MM and SI Section S2 for derivation). By introducing

the preferentiality parameter $\beta = t_r/\alpha_r$, with $t_r = t - a_0$ and $\alpha_r = \alpha + a_0$, the activity distribution can be written as

$$p_a = p_0 \frac{a_r^{-1}}{B(a_r, \alpha_r)} \left(1 + \frac{1}{\beta}\right)^{-a_r}, \tag{2}$$

where $a_r = a - a_0$, $p_0 = (1 + \beta)^{-\alpha_r}$, and $B(a_r, \alpha_r)$ is the Euler beta function. Eq. (2) fits to numerical simulations of the model very well, even for relatively low values of τ and k (Fig. 2b). The preferentiality parameter β , the ratio between the average number of interactions in the ego network and the tendency of the ego and alters to interact preferentially, reveals a crossover in the behavior of the model, corresponding to a dispersion $d = \beta/(2 + \beta)$ (Fig. 2c; derivation in SI Section S2). For large β , dispersion increases (just like in the heterogeneous signatures of Fig. 1) and p_a takes the broad shape of a gamma distribution. When β and d are small, the activity distribution approaches a Poisson distribution and scales like a Gaussian in the limit

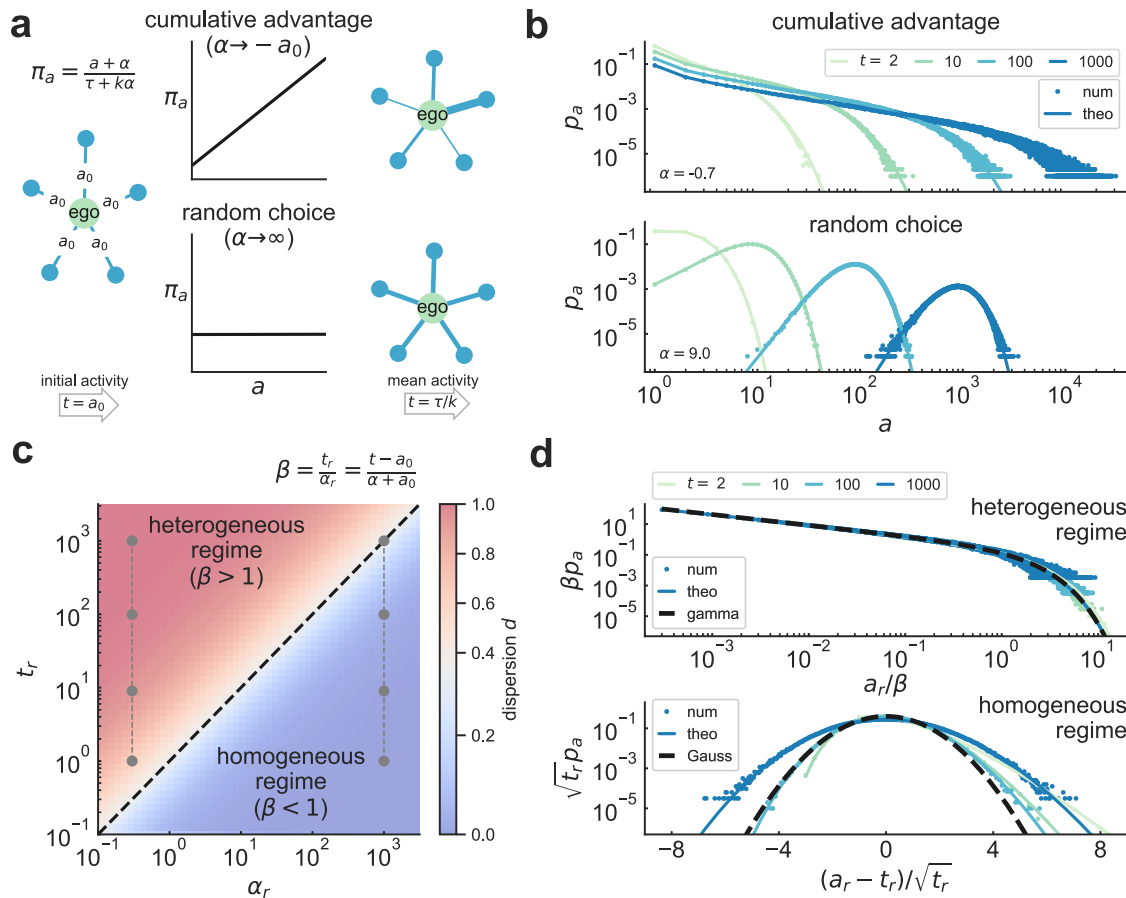


Fig. 2 | Simple model of alter activity shows crossover in shape of social signatures. **a** In a modeled ego network of degree k , alters begin with activity a_0 and engage in new communication events at event time τ with probability π_a , where a is the alter’s current activity and α a parameter interpolating behavior between cumulative advantage ($\alpha \rightarrow -a_0$, top) and random choice ($\alpha \rightarrow \infty$, bottom); see MM and SI Section S2). These dynamics lead to an ego network with mean alter activity (i.e. time) $t = \tau/k$. Plots and networks on the right are shown diagrammatically but correspond to $k=5$, $a_0=1$, $\alpha = -0.9$ (10^3), and $t=3$ (10^3) at the top (bottom). **b** Probability p_a that an alter has activity a at time t , for varying t with $\alpha = -0.7$ (9) at the top (bottom), $k=100$ and $a_0=1$. Numerical simulations (num) match well with

analytical calculations (theo), indicating that cumulative advantage and random choice, respectively, lead to broad or narrow activity distributions. **c** Phase diagram of activity dispersion d in terms of rescaled parameters $\alpha_r = \alpha + a_0$ and $t_r = t - a_0$. The preferentiality parameter $\beta = t_r/\alpha_r$ showcases a crossover between heterogeneous and homogeneous regimes at $\beta=1$ (dashed line). The vertical gray dash-dotted lines are parameter values for plot **(d)**. **d** Rescaled activity distribution p_a for varying t and $\alpha_r = 0.3$ (10^3) at the top (bottom). Heterogeneous (homogeneous) regimes show gamma (Gaussian) scaling in p_a . All simulations are averages over 10^4 realizations.

of large t_r (Fig. 2d). This equivalence between β and d justifies our choice of the dispersion index as a measure of heterogeneity: d depends only on β and allows us to compare egos with different activity levels, while a quantity like the activity variance $\sigma^2 = t_r(1 + \beta)$ depends explicitly on mean activity.

Model reveals diversity and persistence of social signatures

Empirical ego networks have broadly distributed degree and minimum/mean alter activities for all communication channels studied (see SI Table S1 and Fig. S1). With k , a_0 , and t fixed by the data, Eq. (2) becomes a single-parameter model, allowing us to derive maximum likelihood estimates for the preferentiality parameter β in each ego network (Fig. 3; see MM and SI Section S3 for details on the fitting process). After performing a goodness-of-fit test^{55–57} with both Kolmogorov-Smirnov and Cramér-von Mises test statistics⁵⁸, we obtain β estimates for 33–71% of egos in each dataset, amounting to 6.57M individuals over 16 communication channels (SI Tables S2–S3). Values of the preferentiality parameter, capturing the shape of the social signature of an ego, cover a wide region in the (α_r, t_r) space and accumulate around the crossover $\beta=1$ (Fig. 3a; compare with Fig. 2c; all datasets in SI Fig. S13). By accumulating all alter activities over heterogeneous ($\beta > 1$) and homogeneous ($\beta < 1$) egos (Fig. 3b and SI

Fig. S14), activity distributions have the same functional form as in Fig. 1c, revealing the crossover value $d=1/3$ predicted by the model as a principled estimate of the boundary between heterogeneous and homogeneous regimes in Fig. 1c–e.

The heterogeneity of ego network tie strengths is well captured by the preferentiality parameter β , as it is a single number that encapsulates how each individual chooses which alters to interact with (cumulative advantage or effective random choice). Our data and model show that this parameter is broadly distributed (66–99% of ego networks in a dataset have heterogeneous and 1–34% homogeneous signatures; see SI Table S3). Yet, the parameter has a similar functional shape in data representing different communication channels (Fig. 3c), both in value and in the region in (α_r, t_r) space covered by data (see SI Fig. S13). To explore whether β and the associated activity distribution p_a are personal characteristics of each ego and not a product of random variation, we quantify its persistence by separating the communication activity of an ego into two consecutive intervals^{18–21} (with the same number of events; see Fig. 1a), fitting the model independently to each interval. The difference $\Delta\beta$ in preferentiality, relative to β for the whole observation period, is very small for most egos (Fig. 3d). When separating individuals by alter turnover in their ego networks, i.e. the Jaccard similarity coefficient J between sets of alters in both intervals,

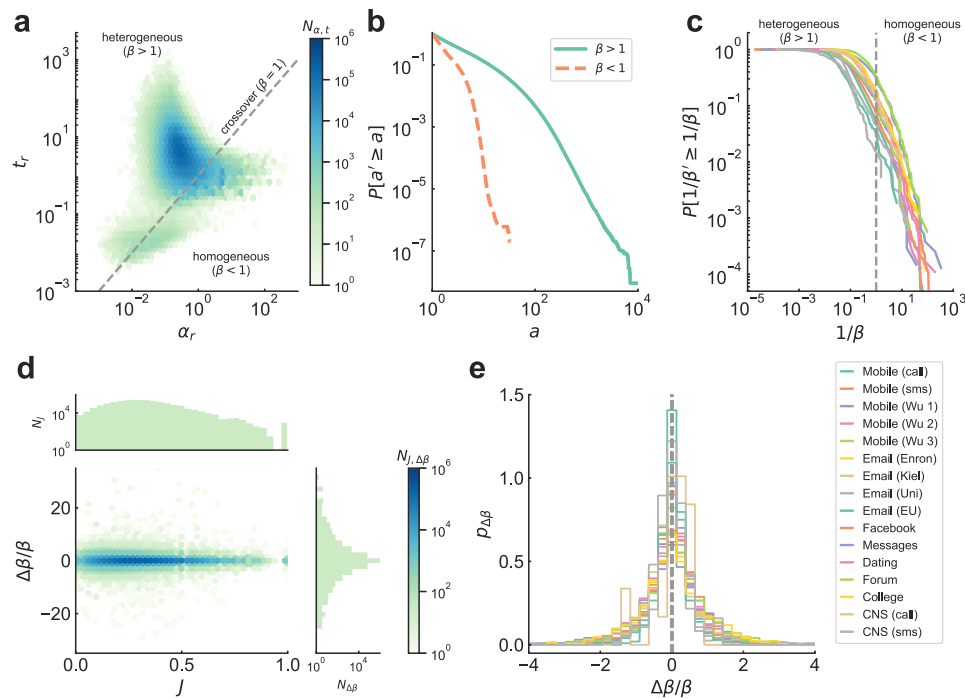


Fig. 3 | Model reveals diversity and persistence of social signatures. **a** Heat map of the number $N_{\alpha,t}$ of egos with given values of $\alpha_r = \alpha + a_0$ and $t_r = t - a_0$ in the Mobile (call) dataset^{9,21,33–37} (data description in SI Section S1; all systems in SI Fig. S13). Most egos (95%) have a heterogeneous social signature. On the other side of the crossover $\beta = 1$, a few egos (5%) have more homogeneous tie strengths (SI Table S3). **b** CCDF $P[\alpha' \geq a]$ of number of alters having at least activity a , aggregated over all egos in the heterogeneous ($\beta > 1$) or homogeneous ($\beta < 1$) regime in data from (a) (all channels in SI Fig. S14). **c** CCDF $P[1/\beta' \geq 1/\beta]$ of rate $1/\beta$, estimated for 6.57M egos in 16 datasets of calls, messaging, and online interactions. All systems show a diversity of social signatures, with 66–99% egos favouring a few of their

alters, and 1–34% communicating homogeneously (SI Table S3 and SI Figs. S11–S12). **d** Number $N_{j,\Delta\beta}$ of egos with given alter turnover J and relative preferentiality change $\Delta\beta/\beta$ when estimating β in two consecutive intervals of activity (I_1 and I_2 , see Fig. 1 and SI Section S3), calculated for egos in (a) (all channels in SI Fig. S15). We also show marginal number distributions of turnover (N_j) and relative preferentiality change ($N_{\Delta\beta}$). Social signatures are persistent in time at the level of individuals, regardless of alter turnover. **e** Distribution $p_{\Delta\beta}$ of relative preferentiality change for all studied datasets. Persistence of social signatures is systematic across communication channels.

the mean of $\Delta\beta$ remains close to zero even for egos with high network turnover ($J \rightarrow 0$; for details see SI Section S3 and SI Fig. S15). The persistence of the preferentiality parameter, found in all of our datasets regardless of communication channel (Fig. 3e) and irrespectively of alter turnover, shows that it indeed captures intrinsic individual differences in social behavior.

Discussion

Our findings demonstrate that humans tend to build similar-looking personal networks on multiple online communication channels. The analysis of egocentric networks reveals a common heterogeneous pattern, in which a small group of alters receive a disproportionate amount of communication, yet substantial inter-individual variation is observed similarly across all datasets. To capture this pattern and its variation, we have developed a parsimonious and analytically tractable model of ego network evolution, which incorporates a preferentiality parameter specific to each ego. This parameter quantifies the degree of heterogeneity in an ego's personal network, reflecting the balance between two distinct mechanisms of tie reinforcement: cumulative advantage and random choice. Importantly, the distribution of fitted preferentiality parameter values characterizing individual social behavior is consistent across datasets from different channels, pointing to the presence of platform-independent universal patterns of communication.

This universality can be considered both expected and unexpected. In the case of people's real social networks, loosely defined as relationships that exist in the offline world, it is not surprising that their structure, characterized by a small number of close relationships, is reflected in online communication as well, such as through mobile

phone calls. The cumulative advantage mechanism that drives the dispersion of tie strength can be thought to effectively result from people putting more emphasis on their closest relationships, which arise in part due to similarities in any number of sociodemographic, behavioral, and intrapersonal characteristics⁵⁹. Generally, the heterogeneity of tie strengths in ego networks has been attributed to cognitive, temporal, and other constraints^{11–13,15–17}, and different personality traits^{60,61} and their relative stability have been proposed as one possible reason for the persistent individual variation in this heterogeneity²⁰.

However, there is no a priori reason why the ego networks generated from work-related emails, dating website messages, or movie-related online forum discussions should exhibit similarities to those arising from mobile telephone communications. The nature of communication in these different contexts often pertains to a specific purpose and is limited to a subset of the ego's alters⁶², who may even only be represented by online aliases. Nevertheless, despite these differences, the overall pattern of heterogeneous tie strengths and the distribution of the preferentiality parameter, which captures inter-individual variability, are remarkably similar across all datasets. This raises questions as to the underlying mechanisms driving these similarities.

One possibility is that our brain is simply wired to consistently shape our social networks in similar ways, independent of the specific medium of communication^{13,63}. Alternatively, the reason may lie in the mechanisms of tie strength reinforcement: cumulative advantage may arise, e.g., because we have already participated in an online conversation with someone and it is easier to continue interacting with the same alter. In other words, while the mechanism of cumulative

advantage effectively explains ego network tie strengths, it can arise because of different reasons: emotional closeness of real relationships, or the ease of repeated interactions in online communication with aliases. A process potentially underlying cumulative advantage is homophily^{27,59,64}. If individuals with similar traits communicate more often, as time goes by, alters with large activity will be those most similar to the ego, and also the ones most likely to interact with the ego again, leading to an increasing connection kernel. Random choice and a flat kernel, in turn, are consistent with a lack of similarity-based tie reinforcement. Observational data including individual traits (beyond the activity counts explored here) may allow us to further explore the explicit relationship between cumulative advantage and homophily^{65,66}.

An alternative perspective to consider is one in which all forms of social connections, whether they occur in-person or virtually, with actual people or pseudonymous entities, are integral components of an egocentric network that encompasses all relationships of an individual. Then, the various communication media can be viewed as distinct dimensions that reflect specific facets of this overarching network. Subnetworks associated with each communication channel are then shaped by the ego's channel preferences and may or may not contain the same alters (see, e.g.,⁶²). It is conceivable that the cognitive and time constraints on personal networks act across the whole set of communication channels. Then, each individual has their own way of allocating their available communication activity on the different channels. The selection of a communication channel is known to affect the capacity to sustain emotionally intense social relationships⁶⁷, and it is plausible that channel-specific variations in an ego's preferentiality parameter may reflect their ability (or inability) to manage channel-specific constraints that impact effective social bonding. This offers additional insights into the debate surrounding competing theories such as media richness⁶⁸ and communication naturalness⁶³. Given that the utilized datasets represent distinct populations, it is yet to be determined whether the preferentiality parameter of each individual displays similar or divergent values across different media. Recent research suggests that the values of the preferentiality parameter are similar at least for calls and text messages²¹, but it is not certain if this finding generalizes to other channels.

It is also notable that the value of the preferentiality parameter of each ego appears to be stable in time, even in the face of personal network turnover. This suggests that the parameter may reflect a persistent individual trait that influences the structure of egocentric networks on various channels. This interpretation raises important questions about the possible links between an ego's preferentiality parameter and their other personal characteristics, such as age, gender, and health, and whether preferentiality itself is subject to homophilous constraints. It is well established that the diversity of social relationships can serve as an indicator of increased longevity⁴, enhanced cognitive functioning during aging⁶⁹, and greater resilience to disease⁷⁰.

Variation in the preferentiality parameter within a population may have also important consequences at the network level. Egocentric network tie strengths and their variation are obviously related to the well-established heterogeneous distribution of tie strengths across the broader network (see, e.g.,³³). Moreover, if an ego's parameter value reflects a personal trait, it may also correlate with their network role. For instance, in social media data, personality traits seem to correlate with the ability of an individual to increase their network size⁷¹, broker new relations between alters⁷², and participate in more communities⁷³. Thus, a broad distribution of preferentiality parameter values among individuals may manifest as a macro-level network structure that reflects a broad array of roles and positions of individuals within the network. These observations highlight the potential for our findings to contribute

to a broader understanding of the underlying mechanisms driving social network formation and individual behavior.

Methods

Model of alter activity

We consider a minimal ego network dynamics where individuals allocate interactions via cumulative advantage and a tunable amount of random choice (for details see SI Section S2). At initial event time $\tau_0 = k a_0$ with k the degree of the ego network, all alters have minimal activity a_0 . At any time $\tau \geq \tau_0$, the probability that an alter with activity a becomes active at time $\tau + 1$ is

$$\pi_a = \frac{a_r / t_r + \beta^{-1}}{k(1 + \beta^{-1})}, \tag{3}$$

with $a_r = a - a_0$, $t_r = t - a_0$, and $t = \tau/k$ the mean alter activity. The preferentiality parameter $\beta = t_r / \alpha_r$ (with $\alpha_r = \alpha + a_0$ and α a tunable parameter) interpolates between two regimes: random alter choice ($\beta \rightarrow 0$ and $\pi_a = 1/k$), and preferential alter selection ($\beta \rightarrow \infty$ and $\pi_a = a_r / t_r$ with $t_r = \tau - \tau_0$).

The model can be treated analytically in the limit $\tau, k \rightarrow \infty$ with constant t (SI Section S2). The probability p_a that a randomly chosen alter has activity a follows the master equation

$$d_t p_a = \frac{1}{t + \alpha} [(a - 1 + \alpha) p_{a-1} - (a + \alpha) p_a], \tag{4}$$

with initial condition $p_a(a_0) = \delta_{a,a_0}$ and d_t the derivative with respect to t . By introducing the probability generating function $g(z, t) = \sum_a p_a z^a$, Eq. (4) reduces to

$$\partial_t g = \frac{z - 1}{t + \alpha} (z \partial_z g + \alpha g), \tag{5}$$

a partial differential equation with initial condition $g(z, a_0) = z^{a_0}$. Via the method of characteristics, g takes the explicit form

$$g(z, t) = z^{a_0} [z + (1 - z)(1 + \beta)]^{-\alpha_r}, \tag{6}$$

from which we obtain the activity distribution p_a in Eq. (2) iteratively by taking partial derivatives of g with respect to z . The distribution p_a has mean t and variance $\sigma^2 = t_r(1 + \beta)$, leading to the dispersion index $d = \beta / (2 + \beta)$.

Fitting data and model

We derive maximum likelihood estimates of the model parameter for empirical ego networks with degree k , minimum/maximum alter activity a_0 and a_m , and total/mean alter activity $\tau = \sum_i a_i$ and $t = \tau/k$ (for details see SI Section S3). Assuming that the k alter activities $\{a_i\}$ are independent and identically distributed random variables following p_a in the model, the likelihood L_α that the sample $\{a_i\}$ is generated by Eq. (2) for given α follows

$$d_\alpha \ln L_\alpha = k [F_\alpha - \ln(1 + \beta)], \tag{7}$$

where $F_\alpha = \frac{1}{k} \sum_i [\psi(a_r + \alpha_r) - \psi(\alpha_r)]$ is an average over all observed relative activities $a_r = a_i - a_0$ of the digamma function $\psi(\alpha) = d_\alpha \Gamma(\alpha) / \Gamma(\alpha)$, i.e. the logarithmic derivative of the gamma function $\Gamma(\alpha)$. The α value that maximizes L_α is given implicitly by

$$\alpha_r = \frac{t_r}{e^{F_\alpha} - 1}, \tag{8}$$

or, equivalently, by $\beta = e^{F_\alpha} - 1$.

A goodness-of-fit test allows us to quantify how plausible is the hypothesis that the empirical data is drawn from the model activity distribution in Eq. (2) (SI Section S3). We measure goodness of fit via the standard Kolmogorov-Smirnov statistic

$$D = \max_{a_0 \leq a \leq a_m} |\Delta P_a|, \quad (9)$$

that is, the largest magnitude of the difference $\Delta P_a(t) = P_{\text{data}}[a' \leq a] - P_a(t)$ between the cumulative distribution of alter activity in data, $P_{\text{data}}[a' \leq a]$, and that of the fitted model, $P_a(t) = \sum_{a'=a_0}^a p_a(t)$, across all activities $a \in [a_0, a_m]$. We check the robustness of our results with three other measures from the Cramér-von Mises family of test statistics (for details see SI Section S3).

Given the sample $\{a_i\}$, we compute the estimate α numerically from Eq. (8) and the statistic D from Eq. (9), where the model activity distribution follows Eq. (2). From the model we generate $n_{\text{sim}} = 2500$ simulated activity samples $\{a_i\}_{\text{sim}}$. For each simulated sample, we find its own estimate α_{sim} and the corresponding statistic D_{sim} . Then, the fraction of simulated statistics D_{sim} larger than the data statistic D is the p -value associated with the goodness-of-fit test, according to D . If the p -value is large enough ($p > 0.1$ with 0.1 an arbitrary significance threshold), we do not rule out the hypothesis that our activity model emulates the empirical data, and we consider that the ego network has a measurable preferentiality parameter β . We aim at obtaining large p -values (rather than small), since we want to keep the assumption that the model is a good description of the observed data (rather than reject it). Our goodness-of-fit test shows that 33–71% of all considered ego networks are well described by the model (or up to 42–88% for other test statistics; see SI Table S2).

Reporting summary

Further information on research design is available in the Nature Portfolio Reporting Summary linked to this article.

Data availability

For data availability see SI Section S1. Processed data is publicly available at <https://github.com/iniguez/Farsignatures>⁷⁴. Raw data is protected and not available due to data privacy laws.

Code availability

Code to reproduce the results of the paper is publicly available at <https://github.com/iniguez/Farsignatures>⁷⁴.

References

1. Wasserman, S. & Faust, K. *Social network analysis: Methods and applications*. Cambridge University Press, Cambridge, (1994).
2. Tomasello M. *Origins of human communication*. MIT Press, Cambridge, MA, (2010).
3. House, J. S., Landis, K. R. & Umberson, D. Social relationships and health. *Science* **241**, 540–545 (1988).
4. Holt-Lunstad, J., Smith, T. B. & Layton, J. B. Social relationships and mortality risk: A meta-analytic review. *PLoS Med.* **7**, e1000316 (2010).
5. Wellman, B. The community question: The intimate networks of East Yorkers. *Am. J. Soc.* **84**, 1201–1231 (1979).
6. Nadel S. F. *The theory of social structure*. Routledge, London, (1957).
7. Borgatti, S. P., Mehra, A., Brass, D. J. & Labianca, G. Network analysis in the social sciences. *Science* **323**, 892–895 (2009).
8. Granovetter, M. S. The strength of weak ties. *Am. J. Soc.* **78**, 1360–1380 (1973).
9. Onnela, J.-P. et al. Structure and tie strengths in mobile communication networks. *Proc. Nat. Acad. Sci. USA* **104**, 7332–7336 (2007).
10. Csérmely P. *Weak links: Stabilizers of complex systems from proteins to social networks*. Springer-Verlag, (2006).
11. Miller, G. A. The magical number seven, plus or minus two: Some limits on our capacity for processing information. *Psychol. Rev.* **63**, 81 (1956).
12. Bernard, H. R. & Killworth, P. D. On the social structure of an ocean-going research vessel and other important things. *Soc. Sci. Res.* **2**, 145–184 (1973).
13. Dunbar, R. I. The social brain hypothesis. *Evol. Anthropol.* **6**, 178–190 (1998).
14. Tamarit, I., Cuesta, J. A., Dunbar, R. I. M. & Sánchez, A. Cognitive resource allocation determines the organization of personal networks. *Proc. Nat. Acad. Sci. USA* **115**, 8316–8321 (2018).
15. Gonçalves, B., Perra, N. & Vespignani, A. Modeling users' activity on Twitter networks: Validation of Dunbar's number. *PLoS ONE* **6**, e22656 (2011).
16. Miritello, G. et al. Time as a limited resource: Communication strategy in mobile phone networks. *Soc. Networks* **35**, 89–95 (2013).
17. Lerman, K. Information is not a virus, and other consequences of human cognitive limits. *Future Internet* **8**, 21 (2016).
18. Saramäki, J. et al. Persistence of social signatures in human communication. *Proc. Natl. Acad. Sci. USA* **111**, 942–947 (2014).
19. Aledavood T. et al. "Channel-specific daily patterns in mobile phone communication," in *Proc. ECCS 2014*, pp. 209–218, Springer, (2016).
20. Centellegher, S., López, E., Saramäki, J. & Lepri, B. Personality traits and ego-network dynamics. *PLoS ONE* **12**, e0173110 (2017).
21. Heydari, S., Roberts, S. G., Dunbar, R. I. M. & Saramäki, J. Multi-channel social signatures and persistent features of ego networks. *Appl. Netw. Sci.* **3**, 8 (2018).
22. Li, Y. & Bond, R. Evidence of the persistence and consistency of social signatures. *Appl. Netw. Sci.* **7**, 10 (2022).
23. Li, R.-D., Liu, J.-G., Guo, Q. & Zhang, Y.-C. Social signature identification of dynamical social networks. *Phys. A* **508**, 213–222 (2018).
24. Koltsova, O. Y., Mararitsa, L. V., Terpilovskii, M. A. & Sinyavskaya, Y. E. Social signature in an online environment: Stability and cognitive limits. *Comput. Hum. Behav.* **122**, 106856 (2021).
25. Merton, R. K. The Matthew effect in science: The reward and communication systems of science are considered. *Science* **159**, 56–63 (1968).
26. Price, D. A general theory of bibliometric and other cumulative advantage processes. *J. Am. Soc. Inform. Sci.* **27**, 292–306 (1976).
27. DiPrete, T. A. & Eirich, G. M. "Cumulative advantage as a mechanism for inequality: A review of theoretical and empirical developments," *Annu. Rev. Soc.*, pp. 271–297, (2006).
28. Simon, H. A. On a class of skew distribution functions. *Biometrika* **42**, 425–440 (1955).
29. Barabási, A.-L. & Albert, R. Emergence of scaling in random networks. *Science* **286**, 509–512 (1999).
30. Barrat, A., Barthélemy, M. & Vespignani, A. Weighted evolving networks: coupling topology and weight dynamics. *Phys. Rev. Lett.* **92**, 228701 (2004).
31. Toivonen, R. et al. A comparative study of social network models: Network evolution models and nodal attribute models. *Soc. Networks* **31**, 240–254 (2009).
32. Karimi, F., Génois, M., Wagner, C., Singer, P. & Strohmaier, M. Homophily influences ranking of minorities in social networks. *Sci. Rep.* **8**, 1–12 (2018).
33. Onnela, J.-P. et al. Analysis of a large-scale weighted network of one-to-one human communication. *New J. Phys.* **9**, 179 (2007).
34. Karsai, M. et al. Small but slow world: How network topology and burstiness slow down spreading. *Phys. Rev. E* **83**, 025102 (2011).

35. Kivelä, M. et al. Multiscale analysis of spreading in a large communication network. *J. Stat. Mech.* **2012**, P03005 (2012).
36. Kovanen, L., Kaski, K., Kertész, J. & Saramäki, J. Temporal motifs reveal homophily, gender-specific patterns, and group talk in call sequences. *Proc. Natl. Acad. Sci. USA* **110**, 18070–18075 (2013).
37. Unicomb, S., Iñiguez, G. & Karsai, M. Threshold driven contagion on weighted networks. *Sci. Rep.* **8**, 1–10 (2018).
38. Ebel, H., Mielsch, L.-I. & Bornholdt, S. Scale-free topology of e-mail networks. *Phys. Rev. E* **66**, 035103 (2002).
39. Saramäki, J. & Holme, P. Exploring temporal networks with greedy walks. *Eur. Phys. J. B* **88**, 334 (2015).
40. Viswanath, B., Mislove, A., Cha, M., & Gummadi, K. P. “On the evolution of user interaction in Facebook,” in *Proceedings of the 2nd ACM workshop on Online social networks*, pp. 37–42, (2009).
41. Wu, Y., Zhou, C., Xiao, J., Kurths, J. & Schellnhuber, H. J. Evidence for a bimodal distribution in human communication. *Proc. Natl. Acad. Sci. USA* **107**, 18803–18808 (2010).
42. Said, A., De Luca, E. W., & Albayrak, S. “How social relationships affect user similarities,” in *Proc. of the 2010 workshop on social recommender systems*, pp. 1–4, (2010).
43. Karimi, F., Ramezani, V. C. & Holme, P. Structural differences between open and direct communication in an online community. *Phys. A* **414**, 263–273 (2014).
44. Goh, K.-I. & Barabási, A.-L. Burstiness and memory in complex systems. *Europhys. Lett.* **81**, 48002 (2008).
45. Reid, D. J. & Reid, F. J. “Textmates and text circles: Insights into the social ecology of sms text messaging,” in *Mobile World: Past, Present and Future* (L. Hamill and A. Lasen, eds.), pp. 105–118, Springer, New York, (2005).
46. Arnaboldi, V., Guazzini, A. & Passarella, A. Egocentric online social networks: Analysis of key features and prediction of tie strength in Facebook. *Comput. Commun.* **36**, 1130–1144 (2013).
47. Iñiguez, G., Pineda, C., Gershenson, C. & Barabási, A.-L. Dynamics of ranking. *Nat. Commun.* **13**, 1–7 (2022).
48. Newman, M. E. Clustering and preferential attachment in growing networks. *Phys. Rev. E* **64**, 025102 (2001).
49. Jeong, H., Néda, Z. & Barabási, A.-L. Measuring preferential attachment in evolving networks. *Europhys. Lett.* **61**, 567 (2003).
50. Pham, T., Sheridan, P. & Shimodaira, H. Pafit: A statistical method for measuring preferential attachment in temporal complex networks. *PLoS ONE* **10**, e0137796 (2015).
51. Krapivsky, P. L. & Redner, S. Organization of growing random networks. *Phys. Rev. E* **63**, 066123 (2001).
52. Eriksen, K. A. & Hörnquist, M. Scale-free growing networks imply linear preferential attachment. *Phys. Rev. E* **65**, 017102 (2001).
53. Bianconi, G. & Barabási, A.-L. Competition and multiscaling in evolving networks. *Europhys. Lett.* **54**, 436 (2001).
54. Price D. “Networks of scientific papers,” *Science*, pp. 510–515, (1965).
55. Clauset, A., Shalizi, C. R. & Newman, M. E. J. Power-law distributions in empirical data. *SIAM Rev.* **51**, 661–703 (2009).
56. Morales, J. A. et al. Generic temporal features of performance rankings in sports and games. *EPJ Data Sci.* **5**, 33 (2016).
57. Voitalov, I., van der Hoorn, P., van der Hofstad, R. & Krioukov, D. Scale-free networks well done. *Phys. Rev. Res.* **1**, 033034 (2019).
58. Stephens, M. A. EDF statistics for goodness of fit and some comparisons. *J. Am. Stat. Assoc.* **69**, 730–737 (1974).
59. McPherson, M., Smith-Lovin, L. & Cook, J. M. Birds of a feather: Homophily in social networks. *Annu. Rev. Soc.* **27**, 415–444 (2001).
60. Swickert, R. J., Rosentreter, C. J., Hittner, J. B. & Mushrush, J. E. Extraversion, social support processes, and stress. *Pers. Individ. Differ.* **32**, 877–891 (2002).
61. Costa Jr, P. T. & McCrae, R. R. Four ways five factors are basic. *Pers. Individ. Differ.* **13**, 653–665 (1992).
62. Török, J., Murase, Y., Jo, H.-H., Kertész, J. & Kaski, K. What big data tells: Sampling the social network by communication channels. *Phys. Rev. E* **94**, 052319 (2016).
63. Kock, N. Media richness or media naturalness? The evolution of our biological communication apparatus and its influence on our behavior toward e-communication tools. *IEEE T. Prof. Commun.* **48**, 117–130 (2005).
64. DiMaggio, P. & Garip, F. Network effects and social inequality. *Annu. Rev. Soc.* **38**, 93–118 (2012).
65. Kossinets, G. & Watts, D. J. Origins of homophily in an evolving social network. *Am. J. Soc.* **115**, 405–450 (2009).
66. Asikainen, A., Iñiguez, G., Ureña-Carrión, J., Kaski, K. & Kivelä, M. Cumulative effects of triadic closure and homophily in social networks. *Sci. Adv.* **6**, eaax7310 (2020).
67. Vlahovic, T. A., Roberts, S. & Dunbar, R. Effects of duration and laughter on subjective happiness within different modes of communication. *J. Comp.-Med. Commun.* **17**, 436–450 (2012).
68. Daft, R. L. & Lengel, R. H. Organizational information requirements, media richness and structural design. *Manag. Sci.* **32**, 554–571 (1986).
69. Fratiglioni, L., Paillard-Borg, S. & Winblad, B. An active and socially integrated lifestyle in late life might protect against dementia. *Lancet Neurol.* **3**, 343–353 (2004).
70. Cohen, S. & Janicki-Deverts, D. Can we improve our physical health by altering our social networks? *Perspect. Psychol. Sci.* **4**, 375–378 (2009).
71. Quercia, D., Lambiotte, R., Stillwell, D., Kosinski, M. & Croccroft, J. “The personality of popular Facebook users,” in *Proceedings of the ACM 2012 Conference on Computer Supported Cooperative Work*, pp. 955–964, (2012).
72. Staiano J. et al. “Friends don’t lie: Inferring personality traits from social network structure,” in *Proceedings of the 2012 ACM Conference on Ubiquitous Computing*, pp. 321–330, (2012).
73. Friggeri, A., Lambiotte, R., Kosinski, M., & Fleury, E. “Psychological aspects of social communities,” in *2012 International Conference on Social Computing*, pp. 195–202, IEEE, (2012).
74. Iñiguez, G., Heydari, S., Kertész, J. & Saramäki, J. “Universal patterns in egocentric communication networks,” <https://doi.org/10.5281/zenodo.8234050> (2023).
75. Stopczynski, A. et al. Measuring large-scale social networks with high resolution. *PLoS ONE* **9**, e95978 (2014).
76. Sapiezynski, P., Stopczynski, A., Lassen, D. D. & Lehmann, S. Interaction data from the Copenhagen Networks Study. *Sci. Data* **6**, 1–10 (2019).

Acknowledgements

G.I. thanks Tiina Näsi for valuable suggestions. G.I. and J.K. acknowledge support from AFOSR (Grant No. FA8655-20-1-7020), project EU H2020 Humane AI-net (Grant No. 952026), and CHIST-ERA project SAI (Grant No. FWF I 5205-N). J.K. acknowledges support from European Union’s Horizon 2020 research and innovation programme under grant agreement ERC No 810115 - DYNASNET. We acknowledge the computational resources provided by the Aalto Science-IT project. The study was part of the NetResilience consortium funded by the Strategic Research Council at the Academy of Finland (grant numbers 345188 and 345183).

Author contributions

G.I., S.H., J.K., and J.S. conceived, designed, and developed the study. G.I. and S.H. analyzed empirical data. G.I. derived analytical results and performed numerical simulations and model fitting. G.I., S.H., J.K., and J.S. wrote the paper.

Competing interests

The authors declare no competing interests.

Additional information

Supplementary information The online version contains supplementary material available at <https://doi.org/10.1038/s41467-023-40888-5>.

Correspondence and requests for materials should be addressed to Gerardo Iñiguez or Jari Saramäki.

Peer review information *Nature Communications* thanks Maksim Kitsak, and the other, anonymous, reviewer(s) for their contribution to the peer review of this work. A peer review file is available.

Reprints and permissions information is available at <http://www.nature.com/reprints>

Publisher's note Springer Nature remains neutral with regard to jurisdictional claims in published maps and institutional affiliations.

Open Access This article is licensed under a Creative Commons Attribution 4.0 International License, which permits use, sharing, adaptation, distribution and reproduction in any medium or format, as long as you give appropriate credit to the original author(s) and the source, provide a link to the Creative Commons license, and indicate if changes were made. The images or other third party material in this article are included in the article's Creative Commons license, unless indicated otherwise in a credit line to the material. If material is not included in the article's Creative Commons license and your intended use is not permitted by statutory regulation or exceeds the permitted use, you will need to obtain permission directly from the copyright holder. To view a copy of this license, visit <http://creativecommons.org/licenses/by/4.0/>.

© The Author(s) 2023