

Poika Isokoski

# Manual Text Input: Experiments, Models, and Systems

ACADEMIC DISSERTATION

To be presented, with the permission of the Faculty of Information Sciences of the University of Tampere, for public discussion in Auditorium A1 on April 23rd, 2004, at noon.

DEPARTMENT OF COMPUTER SCIENCES  
UNIVERSITY OF TAMPERE

A-2004-3  
TAMPERE 2004

Supervisor: Professor Roope Raisamo  
Department of Computer Sciences  
University of Tampere, Finland

Opponent: Dr. Shumin Zhai  
IBM Almaden Research Center, USA

Reviewers: Professor Heikki Mannila  
Basic Research Unit  
Helsinki Institute for Information Technology, Finland

Professor Ari Visa  
Signal Processing Laboratory  
Tampere University of Technology, Finland

Department of Computer Sciences  
FIN-33014 UNIVERSITY OF TAMPERE  
Finland

Electronic dissertation  
Acta Electronica Universitatis Tamperensis 340  
ISBN 951-44-5959-8  
ISSN 1456-954X  
<http://acta.uta.fi>

ISBN 951-44-5955-5  
ISSN 1459-6903

Tampereen yliopistopaino Oy  
Tampere 2004

# Abstract

Despite the emergence of speech controlled computers and direct manipulation that both have diminished the need to operate computers with textual commands, manual text entry remains one of the dominant forms of human-computer interaction. This is because textual communication is one of the main reasons for using computers.

Mobile and pervasive computing have been popular research areas recently. Thus, these issues have a major part in the thesis at hand. Most of the text entry methods that are discussed are for mobile computers. One of the three main contributions of the work is an architecture for a middleware system intended to support personalized text entry in an environment permeated with mobile and non-mobile computers.

The two other main contributions in this thesis are experimental work on text entry methods and models of user performance in text entry tasks. The text entry methods tested in experiments were the minimal device independent text entry method (MDITIM), two methods for entering numbers using a touchpad, Quikwriting in a multi-device environment, and a menu-augmented soft-keyboard. MDITIM was found to be relatively device-independent, but not very efficient. The numeric entry experiment showed that the clock metaphor works with a touchpad, but with a high error rate. An improved “hybrid” system exhibited a lower error rate. Quikwriting was tested to evaluate the claims on its performance made in the original publication and to see if it works with input devices other than the stylus. The performance claims were found to be exaggerated, but Quikwriting worked well with the three tested input devices (stylus, game controller, and a keyboard). The menu augmented soft keyboard was compared to a traditional QWERTY soft keyboard to verify modeling results that show significant performance advantages. No performance advantage was observed during the 20 session experiment. However, extrapolations of the learning curves cross suggesting that with enough practice the users might be able to write faster with the menu augmented keyboard.

The results of the modeling part are two-fold. First, the explanatory power of a simple model for unistroke writing time was measured. The model accounted for about 70% of the variation when applied carefully, and about 60% on first exposure. This sets the level of accuracy that more complex models must achieve in order to be useful. Second, a model that combines two previously known models for text entry rate development was constructed. This model improves the accuracy of text entry rate predictions between measured early learning curve and the theoretical upper limit.



# Acknowledgements

I still find it amazing that I got paid for what I did for the past four years. The goodwill and patience of the Finnish taxpayers seems inexhaustible. I want to express my gratitude to the taxpayers and other anonymous sponsors and planners who contribute to the education system to make it possible for people like me to have all this fun without having to pay for it.

In addition to the large number of system-level operators who are mostly unknown to me, there are others with whom I have closer contact allowing me to name them and thank them for their contribution. The first on this list are my parents, Mauri and Anja, who, during my early years, somehow managed to instill into me the belief that learning is good and that school is a good place to do it.

My supervisor, Professor Roope Raisamo, has tirelessly gathered money so that I have not had to worry about such mundane things as tools and travel budget. Roope's guidance is always friendly - even when you are somewhat reluctant to receive it. Professor Kari-Jouko Rähkä has done the same on a larger scale by creating our research unit, where it is relatively easy to do research. The main channeler of the taxpayers' money for my research has been the Tampere Graduate School for Information Science and Engineering. Thanks to the administrators, Markku Renfors and Pertti Koivisto, for keeping this very useful establishment and my four-year grant running.

All the co-authors over the years, Roope Raisamo (again), Veikko Surakka, Mika Käki, Scott MacKenzie, Marko Illi, and Timo Linden deserve thanks for their time and effort. Not many things are as educating as writing something together. The need to agree on what is being written tends to bring up interesting discussions.

The administrative staff at our department has always performed superbly showing excellent tolerance for my absent-mindedness answering the same questions year after year. Thank you, Tuula, the Helis, the Minnas, and the heads of the department Professors Pertti Järvinen, Seppo Visala, and Jyrki Nummenmaa.

Finally, special thanks to Jukka Raisamo for offering to bring me a cup of coffee so that he would be mentioned in the acknowledgements. The offer for coffee was refused, but it is the thought that counts - regardless of its quality - I suppose.

Tampere, 4.4.2004.

*Poika Isokoski*

# List of publications

This thesis is based on the following research papers:

- I Poika Isokoski and Roope Raisamo, Device Independent Text Input: A Rationale and an Example. *Proceedings of the International Working Conference on Advanced Visual Interfaces (AVI2000)*, ACM Press, 2000, 76-83. [Isokoski and Raisamo, 2000]
- II Poika Isokoski and Mika Käki, Comparison of Two Touchpad-based Methods for Numeric Entry. *CHI2002, Human Factors in Computing Systems, CHI Letters*, 4(1), ACM Press, 2002, 25-32. [Isokoski and Käki, 2002]
- III Poika Isokoski and Roope Raisamo, *Evaluation of a Multi-Device Extension of Quikwriting*. Report A-2003-5, Department of Computer Sciences, University of Tampere, Finland, 2003. [Isokoski and Raisamo, 2003b]
- IV Poika Isokoski, Performance of Menu-augmented Soft Keyboards. *CHI 2004, Human Factors in Computing Systems, CHI Letters*, 6(1), ACM Press, 2004, (in press). [Isokoski, 2004]
- V Poika Isokoski, Model for Unistroke Writing Time. *CHI 2001, Human Factors in Computing Systems, CHI Letters*, 3(1), ACM Press, 2001, 357-364. [Isokoski, 2001]
- VI Poika Isokoski and Scott MacKenzie, Combined Model for Text Entry Rate Development, *CHI 2003 Extended Abstracts*, ACM Press 2003, 752-753. [Isokoski and MacKenzie, 2003]
- VII Poika Isokoski and Roope Raisamo, Architecture for Personal Text Entry Methods. In Morten Borup Harning and Jean Vanderdonckt (editors), *Closing the Gaps: Software Engineering and Human- Computer Interaction*, IFIP, 2003, 1-8. [Isokoski and Raisamo, 2003a]

# Contents

<b>1</b>	<b>Introduction</b>	<b>1</b>
1.1	Context . . . . .	1
1.2	Method . . . . .	5
1.3	Overview of the Thesis . . . . .	6
1.4	Division of Labor . . . . .	6
<b>2</b>	<b>Current State of Manual Text Entry</b>	<b>8</b>
2.1	Keyboards . . . . .	10
2.2	Menus and Menu Hierarchies . . . . .	20
2.3	Text Recognition . . . . .	22
2.4	Composite Systems . . . . .	25
2.5	Multi-Device Methods . . . . .	30
2.6	Performance of the Different Methods . . . . .	32
<b>3</b>	<b>Experiments</b>	<b>37</b>
3.1	MDITIM . . . . .	37
3.2	Touchpad-based Number Entry . . . . .	38
3.3	Quikwriting on Multiple Devices . . . . .	39
3.4	Menu-augmented Soft Keyboards . . . . .	40
3.5	Future Work . . . . .	42
<b>4</b>	<b>Models</b>	<b>43</b>
4.1	Models for Text Entry Rate Development . . . . .	43
4.2	Model for Unistroke Writing Time . . . . .	48
4.3	Modeling Menu-Augmented Soft-Keyboards . . . . .	50
4.4	Future Work . . . . .	51
<b>5</b>	<b>Systems</b>	<b>53</b>
5.1	Text Input Architecture . . . . .	53
5.2	Future Work . . . . .	54
<b>6</b>	<b>Discussion</b>	<b>55</b>
6.1	Experimental Methodology . . . . .	55
6.2	Relationship to Device Manufacturers . . . . .	58
<b>7</b>	<b>Conclusions</b>	<b>59</b>
<b>A</b>	<b>Paper I</b>	<b>71</b>

<b>B Paper II</b>	<b>81</b>
<b>C Paper III</b>	<b>91</b>
<b>D Paper IV</b>	<b>113</b>
<b>E Paper V</b>	<b>123</b>
<b>F Paper VI</b>	<b>133</b>
<b>G Paper VII</b>	<b>137</b>



# Chapter 1

## Introduction

### 1.1 Context

This thesis is about entering text into computers. In the sense that it is understood in the field of Human-Computer Interaction (HCI), text entry began with the emergence of computers during the later part of the 20th century. At about the same time it became a field of technological innovation and topic of scientific study. There have been two waves of text input research activity. One began in the 1970s and another in the 1990s. According to MacKenzie [2002a] the first wave concentrated on desktop computing and the second on pen-based and mobile computing. This thesis belongs to the second wave.

In this thesis I will discuss details of some of the recent developments in text entry. Before that, however, I will briefly introduce some themes that will recur later in the thesis.

One of these recurring issues is the long history of writing and the effects that the established traditions have on text entry research. Writing in general is as old as history itself because it is the emergence of writing that marks the beginning of historic time. Throughout the ages writing systems have interacted with other technology and the societies that have used them. For example the Sumerian cuneiform writing was tightly interwoven with the clay tablet and reed stick technology as well as with the needs of the society. It seems apparent that in this case the writing system evolved to fit the technology. Other cases, such as the Egyptian use of papyrus, exemplify a situation where a whole industry is set up to manufacture material suitable for writing. When a new piece of technology comes along, sooner or later somebody will try to use it for writing. Similarly, when a new writing task emerges, people will try to find the most suitable tools for accomplishing it.

The most influential new piece of technology in our era is the computer. In the light of the historical tendency of trying out new things, it was likely that somebody would try to use the computer for writing. This did indeed happen at a very early stage in the development of computers. Today the majority of writing and written communication happens with computers.

Generally speaking the work in this thesis consists of experiments on how to use computers for writing. Because computers are well established writing

tools it could be argued that the whole work is pointless. This is not the case. The recent proliferation of embedded and mobile computers has led to many situations where traditional text entry systems are ineffective and difficult to use. A persistent skeptic could still argue that although new devices and usage situations have emerged, developing text entry methods for them is relatively simple. Based on the mature knowledge of coding schemes developed in computer science and engineering one should be able to develop optimal systems without much trouble. The counter-argument is the same as in most user interface issues: text entry would indeed be trivial if people were as easily programmed as computers are. Because this is not the case, we need to resort to laborious methods such as experiments to find out how things work when humans are involved.

Branches of science such as HCI that deal with humans are not purely experimental. Sometimes experiments can lead to models of phenomena that can lead to theories that can be used in the same way as theorems in mathematics and laws in physics. Some hope that in the future HCI theory can be developed to a level where a theory-based engineering approach could be used [Scutcliffe, 2000]. At present, however, there are many areas of HCI where theory does not answer all important questions accurately enough.

Although computers offer new options for writing, they do not change everything. The human body is the same as it was 6000 years ago when the first writing systems were developed. The motivation for writing is also the same. The need for writing arises when people need to remember things precisely over long periods of time or to communicate over distance [Woolley, 1963]. Deals have to be written down so that all parties can agree on what was agreed upon even after circumstances have changed over time. Records on prices and debts have to be kept in writing when the economy becomes complex enough.

Once writing emerges for one reason or another, it spreads to other areas of human activity. Serving as a memory for economic activities is just one example. People start writing letters to their loved ones, they write down stories for others to enjoy, and decorate their tombs and other monuments with words that they want to be remembered by.

### **1.1.1 Language Issues**

Not all writing is equal. Character sets and writing systems interact with languages in complicated ways. The importance of the language and its effect on the writing systems is exemplified by the case of Chinese. Writing down the pronunciation of Chinese words in the Latin alphabet simply does not suffice. Chinese has many words that produce the same Latin transliteration, but have different meanings that the Chinese writing system conveys correctly [Sacher, 1998, Wang *et al.*, 2003]. Language issues are important and should be considered in work related to writing. However, a researcher must also recognize his limitations. Verifying that everything in this thesis applies to all languages is clearly beyond my capabilities. Thus, I mostly ignore language issues and confine the discussion within the languages that

can conveniently be written with the Latin alphabet. Generalizing beyond this scope may lead to false conclusions.

### 1.1.2 History of the Latin Alphabet

Of particular interest for writers of modern western European languages is the history of the Latin alphabet. The early part, which is the development of the proto-Semitic script, happened roughly simultaneously with the development of the Chinese writing systems [Gaur, 1987, Woolley, 1963, Grimberg, 1967]. The sites where early semitic texts have been found are close enough to both Mesopotamia and Egypt to make it safe to assume that these older systems were not completely unknown to the early developers of the Semitic scripts. Semitic scripts were phonemic, that is, the sounds were written instead of ideas or words. They were also consonantal, which means that vowels were not written at all.

The next step after the proto Semitic scripts was the Phoenician trade empire that spread their version of the north semitic script throughout the Mediterranean. Later the Greeks added some vowels and adapted the script to their use giving it in turn to the Romans, who left the alphabet in the hands of the Christian church and the associated secular kingdoms that were the main practitioners of writing in Europe for much of the middle ages. The use of the printing press and the industrialization finally lifted the Latin alphabet to the position that it has today in the western industrialized world.

The name of the Latin alphabet comes from the Latin speaking Roman culture. The monumental script that can be observed in Roman ruins still lives in the capital letters of the Roman family of computer fonts. Sometimes the term Roman alphabet is used instead of Latin, and it is not uncommon to see people speaking using modern day associations such calling it the English alphabet.

Because of its long history and wide usage, the Latin Alphabet is likely to be used in the future, too. As explained later in Chapter 2, this is not always convenient for text entry. Luckily the use of computers also offers a partial solution, namely, the separation of input, storage, and output.

### 1.1.3 Separation of Input, Storage, and Output

The reason for text entry being a more interesting topic than some other writing technology, such as the ballpoint pen, is that computers differ from traditional writing tools in many ways. They can take many shapes and sizes and be operated with different input devices. The short history of computers shows both the development of input devices for easier writing with a given text entry method and the development of text entry methods for easier writing with a given input device. The peculiar thing about computers is that the physical writing motion is separated from the shape of the resulting characters. Mechanical typewriters and the printing press have similar qualities, but in the case of computers the separation is cleanest. Finger motion in pressing the “H” key on the keyboard is very similar to pressing any other

key and very different from the shape of the letter “H”. In handwriting the pen motion is exactly the same as the shape of the resulting character and consequently different for all characters. The separation of input activity and character shapes is a powerful feature of computerized writing that has alleviated the problem of having to learn many writing systems. We no longer need to learn a graceful hand for important correspondence, and another for fast jotting of notes. Instead, both types of texts can be written with the same keyboarding skill.

On the other hand, the separation means that any physical activity can be translated to text. Computer manufacturers have utilized this opportunity and developed computers with very different input devices. Commonly keyboards such as those of desktop-size, telephone keypads and mini QWERTY keyboards are used for text input. In addition, styli and even speech can be used. These all require different skills of the user, effectively countering the simplification trend mentioned above. The benefit gained from learning some of these skills is added efficiency. For example, it is not uncommon for people to touch-type twice as fast as they can write with a pen. It is also efficient use of time to send a message using a mobile phone rather than finding a networked desktop computer to send it. This is why people use these devices despite the need to learn new input skills.

One of the main issues in this thesis is coping with the multitude of writing systems and input devices. Neither computers nor manual text entry are passing fads. Both are likely to persist until the end of our civilization. Consequently, everybody must develop a text entry strategy. Text entry method developers should strive to make this as easy as possible.

#### 1.1.4 Terminology

By *text entry* I mean the activity performed to transfer text from the user’s brain to computer memory. *Text input* is synonymous with text entry and often used interchangeably. A *text entry method* is the abstract description of how to accomplish text entry. A *text entry system* is a concrete implementation of a text entry method. As is apparent, text entry is a subset of the activities that are usually referred to by the term *writing*.

Text entry does not include the language related issues of syntax, neither are the semantics of the text an issue in text entry. *Error correction*, however, is a part of text entry by necessity. The way that humans operate always produces errors. This is analogous to a generic information transmission channel in engineering. There is always noise that must be dealt with. The way that human users cope with the noise is first to keep the text entry rate below the channel capacity. Secondly, when an error occurs, it is noticed through the feedback channel and corrected, unless there is an error in the feedback channel, in which case the error goes unnoticed, or in some cases unnecessary correction activity is initiated.

## 1.2 Method

The work reported in chapters 3-5 is done within the paradigms of constructive and empirical research. Constructive research happens in cycle with two phases. One phase is the construction of a system and the other the evaluation of that system. The order and breadth of these phases may vary, but the idea is to develop artefacts with potential practical value and also knowledge of these artefacts. In HCI the artefacts are user interfaces and the targeted knowledge is knowledge of human performance with these interfaces. Most of the work has a heavy empirical emphasis. The reason for this is condensed in the title of Shumin Zhai's recent essay on the state of affairs in human computer interaction. Because, "Evaluation is the worst form of HCI research except all those other forms that have been tried" [Zhai, 2003], I too have to evaluate my systems in order to learn useful things about them.

Within this overall framework I have used snippets of what other branches of science call the scientific method. These include building thorough descriptions such as taxonomies to understand the problem area, doing evaluations following the experimental research methods largely developed by psychologists, and most importantly use of common sense for example in recognizing situations where an experiment or a prototype cannot consolidate knowledge beyond what can be achieved through carefully explained reasoning.

One central methodological issue in applied work is the time perspective used to motivate the work. Dealing with this issue is a balancing act between aiming for results of lasting value and aiming for results of immediate use. Results that may be found useful or theoretically interesting in the future are not necessarily immediately useful in practise. On the other hand results that are not immediately useful may indeed be completely useless. Because text entry methods are so tightly interwoven in the culture and technology of a time and geographical region, any significant change will take a long time. This makes it difficult to see how the change could occur at all. In retrospect, however, we can observe historical developments that have changed writing systems completely. A recent example of a surprising development is the widespread use of the telephone keypad for text entry. Such changes are likely to also occur in the future.

Placing a particular piece of work in the context of long term developments is challenging. I have attempted this in the case of the notion of device independence addressed in Papers I, III, and VII. Faced with that argumentation some people say "maybe" and others say "rubbish" - each according to their position regarding the time perspective. Those with short term goals do not believe in the concept, and those concerned with very long term developments cannot really deny that it might turn out to be useful. Thus, "maybe" is the best we can hope for given the general difficulty of predicting the future. In the other end of the scale are the experimental results such as those in Papers I, II, III, and IV. They are of immediate use. By producing both immediately applicable results and long reaching theoretical observations, I have hoped to keep the center of mass of the whole body of work in the right place. That is, beyond product development work done in

the industry, but with enough ties to reality not to get lost in possibly useless visions.

### 1.3 Overview of the Thesis

The main content of this thesis consists of seven papers published in various scientific forums. The other parts bridge the gaps between the papers and provide more extensive introductory material than could be included in the papers themselves. Most importantly Chapter 2 gives an overview of the current state of manual text entry, including a new framework for classifying and combining text entry techniques.

In the papers we present three kinds of results. First, the results of evaluations of text input systems, second, models that describe human performance in certain situations, and third, software that solves certain practical problems. The papers are linked together in Chapters 3, 4, and 5, each of which concentrates on one type of contribution.

The text entry method evaluations in Chapter 3 include four systems. First, a minimal device independent text input method that was an attempt at building a text entry system that can be operated with almost any input device while maximizing skill transfer between the input devices. Second, a comparison of two touchpad based systems for entering numbers. Third, the evaluation of Quikwriting in a multi-device environment, and fourth an evaluation of menu-augmented soft keyboards.

The modeling part in Chapter 4 includes a model for unistroke writing time and work on a combined model of text entry rate development in longitudinal experiments.

The software part (Chapter 5) consists of a description of a Text Input Architecture. The architecture supports text input methods that follow the user rather than the device.

In Chapter 6 I describe and discuss the general limitations of the work. Finally, conclusions concerning the whole body of work are presented in Chapter 7.

### 1.4 Division of Labor

Because most of the publications were made in cooperation with other researchers, it is necessary to give details on the division of labor in order to satisfy the requirement that the thesis should demonstrate capability for independent research. Below I list those parts in the publications that were significantly contributed to by others. Participation in the writing process means discussing the most effective ways of presenting the material that I had generated and editing the paper to realize the chosen presentation.

*Paper I* is based on my Master's thesis. Professor Roope Raisamo supervised the thesis and the writing of Paper I.

*Paper II* was written on the course for Scientific Writing in Human-Computer Interaction given by Professor Kari-Jouko Räihä. The writing pro-

cess was influenced by Professor Rähä and some participants of the course. Mika Käki wrote the program for analyzing the results of the experiment and participated in the writing of the paper after the course.

*Paper III* was written with the participation of Professor Roope Raisamo.

*Paper IV* was written in two phases. The modeling part was written for a course given by Professor Scott MacKenzie (Research in Advanced User Interfaces: Models, Methods, Measures). Professor MacKenzie's comments on that part influenced the final presentation as well as the decision to undertake the experimental part of the work. Some of the ideas were developed based on discussions with Dr. Grigori Evreinov.

*Paper V* was written on the Advanced Course on Human Computer Interaction given by Professor Kari-Jouko Rähä. The writing process was influenced by Professor Rähä and some participants of the course.

*Paper VI* was written in cooperation with Professor Scott MacKenzie, who proposed model 1 and participated in the writing process.

*Paper VII* was written with Professor Raisamo.

## Chapter 2

# Current State of Manual Text Entry

Essentially, text entry is a process where the user indicates the sequence in which he or she wishes to combine a set of tokens known to the computer. The tokens can be characters, words, or even sentences. The crucial point is that the computer knows the tokens being used, and all that the user needs to do is to indicate which tokens and in which order form the desired text. In user interface terms this means that text entry is a sequence of menu selections where the menu consists of the set of tokens in use.

Sometimes this basic structure of text entry is easy to see. For example, a keyboard is a menu where the correspondence between the tokens (characters) and the menu items (keys) has been made explicit by printing the characters on the keys. In some other cases, such as handwriting recognizers, the selection activity is not as clear. However, with some faith, one can see the same basic structure. The handwriting recognizer knows a list of words or characters that it can recognize. The user writes a passage of text and then the recognizer does its best to match the pen trace to a sequence of its known tokens. The user is not consciously performing menu selections, but the essence of the recognition algorithm is to map the input to a sequence of the tokens just like the trivial algorithm in the keyboard driver.

The preceding paragraphs give an overly simplified overview of the current state of text entry. The simplicity was achieved by abstracting out practical complications including those that are the topic of this thesis. To achieve a more useful description, we need to re-introduce some of these issues. Firstly, it makes sense to differentiate between two types of text entry methods. Those that show the menu to the user explicitly and those where the user is under the illusion that the computer recognizes more freely formatted input. This gives us two basic approaches of text entry: selection and recognition.

A third high-level concept is the use of language models. Recognition based systems often include sophisticated language models to improve the accuracy of the recognition algorithm. Selection based methods can include language models as well, for example to make the more frequent characters easier to select. In some cases language models may exist as independent entities that can be used regardless of what the primary text entry system is.



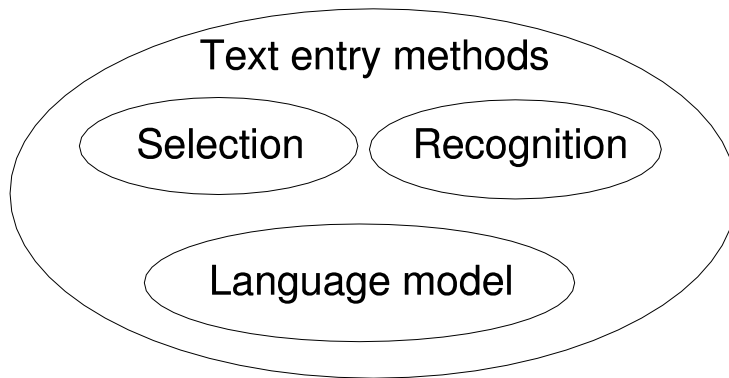


Figure 2.1: Main building blocks of text entry methods.

For example, a spelling checker does not need to care whether the checked text comes from a keyboard, character recognizer or a bar-code reader.

These three main building blocks of text entry systems are shown in Figure 2.1. They will be referred to in the following overview of known text entry systems.

The description in this chapter of the known text entry systems aims to be comprehensive regarding the different types of systems. While being comprehensive regarding individual systems would be an even worthier goal, it turns out to be very difficult. For example, there are hundreds, if not thousands, of publications on handwriting recognizers that appear rather similar to the user, but which function in different ways. Describing all these systems is an effort that serves no purpose in this thesis. Instead, I refer the reader to surveys that specifically address the issue [Tappert *et al.*, 1990, Steinherz *et al.*, 1999, Plamondon and Srihari, 2000, Vinciarelli, 2002].

Another goal of this chapter is to serve as an introduction to some of the problems that are addressed later in the thesis. I list the best practices of handling the various text entry methods theoretically when modeling user performance. This information serves as an introduction to the work reported in the three papers (IV,V, and VI) that deal with user modeling and is given at the end of the discussion on each class of systems. Modeling is an important tool in HCI design and research in general, but particularly so in text entry. Text entry skills are practised often and for extended periods of time. This is why experts can develop skills that are well beyond those of beginners. Thus, it is of great value to be able to model expert user performance as accurately as possible to find those text entry methods that are worth teaching to users.

In addition, this overview discusses two aspects of text entry methods. The first of these aspects is the modularity of composite methods. Composite methods that consist of separable components are good for architectures like the one presented in Paper VII, since the components need to be implemented only once and can then be used in many methods. The opposite of modular composites are composites where the parts are so intertwined that clear and

re-usable interfaces between them are more time consuming to implement than a complete re-write of the whole method. The second emphasized aspect is the multi-device compatibility of text entry methods that is a central theme in Papers I and III. The reasoning behind multi-device methods is that if the same text entry method can be used on many devices, some learning is saved because the user only needs to adapt to the new device instead of learning a whole text entry system.

## 2.1 Keyboards

Keyboards are pure selection interfaces. The user is presented with a matrix of keys and he or she is to select them sequentially to produce text. There are two kinds of keyboards: *hardware keyboards* and *soft keyboards*. The terms virtual keyboards, soft(ware) keyboards, and on-screen keyboards are synonymous in this thesis. I prefer the term soft keyboard because it emphasizes the fact that the keyboard is software rendered in contrast to hardware keyboards, which are physical objects. An important difference between physical keyboards and soft keyboards is that they offer different approaches to user interface design. Physical keyboards are largely immutable. The keys are where they are and function the way they were constructed to function. The user interface designer can do very little to change these things. A new keyboard can be designed, but as there is usually no more than one keyboard in each device, the design must be a compromise that serves all applications and users. The shape and size of soft keyboards on the other hand is entirely software controlled as is the visual appearance of the keys. Soft keyboards can change according to the application, user, or even depending on the context of use.

### 2.1.1 Physical Keyboards

Buttons and keys come in many shapes, sizes and arrangements. However, a collection of keys is a keyboard worth mentioning in the context of text entry only if it is used for entering text. This rules out light switches and other isolated buttons and switches connected to non-digital devices. However, many household appliances such as alarm clocks, TV sets, microwave ovens etc. nowadays contain a small computer that every now and then needs textual input. Mostly this happens infrequently such as setting the time on an alarm clock after changing the batteries, but nevertheless the activity concerns a set of keys and a string of text (in this case numbers) that needs to be entered. While delving into the intricacies of these user interfaces might be interesting, I will limit the following discussion to keyboards that are used for more extensive text entry tasks such as taking notes or writing email messages.

## Desktop Keyboards

The design for desktop keyboards has been inherited from the typewriter era. The QWERTY character layout and its language-specific adaptations dominate the market. It has been observed that the QWERTY layout is not optimal for typing the languages it is used for. Difficult finger movements are needed more often than is necessary. Also, long stretches of text are often written using only one hand. Presumably a layout that relies mostly on the keys on the home row and distributes consequent characters to the left and right hands more equally would be better.

One of the somewhat successful attempts at developing a better layout for the English language is the Dvorak layout [Potosnak, 1988, Noyes, 1983b]. The reason for the limited usage of Dvorak and other non-QWERTY layouts is the fact that, despite its shortcomings, the QWERTY layout actually makes pretty good use of the human hands. While one finger is pressing a key, others can prepare for their work by moving over the following keys. This kind of typing skill takes a while to develop, but once learned, it is fast and error free enough for many practical purposes. Indeed, attempts to demonstrate the benefits of the Dvorak layout have shown only little success in improving text entry rate [Potosnak, 1988]. Speed is not the only important criterion. Increased user comfort and reduced risk of stress injuries with the Dvorak layout have also been claimed [Brooks, 2000]. Further discussion on attempts to improve key arrangement can be found in the review by Noyes [1983b].

Besides key arrangement, other aspects of the design space have been explored. Laptop computers often have slightly smaller keyboards that are sometimes curved to reduce wrist angles. Many of the currently available desktop keyboards have a split design: the keyboard is divided at the middle to allow straighter wrist posture. The keys have also been painted on flat surfaces that can sense one or many points of contact allowing simultaneous keying and gesturing [Potosnak, 1988, FingerWorks, 2003].

Desktop keyboards without an actual keyboard have also been constructed. They operate by sensing the finger movements by some other means such as cameras [Roeber *et al.*, 2003] or pressure sensors [Goldstein *et al.*, 1999]. The keyboard can be projected onto the desktop [Roeber *et al.*, 2003] or typing can occur without any visual guide [Senseboard, 2003, Goldstein *et al.*, 1999].

## Telephone Keypad and Disambiguation

Because each key in a telephone keypad is associated with several characters, a software layer that transforms the keypress stream into text is needed. Because the software turns ambiguous keypresses into unambiguous characters, the process is known as disambiguation. The paper by Rau and Skiena [Rau and Skiena, 1994] is a good source of information on the state of the art in telephone keypad disambiguation preceding the mobile phone era. What is now considered the traditional disambiguation algorithm associates the first consecutive press on a key with the first character on the key, the second

A		
1	2 ABC	3 DEF
4 GHI	5 JKL	6 MNO
7 PQRS	8 TUV	9 WXYZ
*	0	#

B		
1	2 ACB	3 EDF
4 IHG	5 LKJ	6 ONM
7 SRPQ	8 TUV	9 WYXZ
*	0	#

C		
1 RPQ	2 ADF	3 NBZ
4 OLX	5 EUV	6 IMG
7 CYK	8 THJ	9 SU
* Shift	0 Del	# Space

D		
1	2 EWP	3 TFG
4 AMY	5 OCB	6 NUV
7 ILK	8 SDXZ	9 RHQJ
*	0	#

Figure 2.2: Four ways to map the alphabet in a telephone keypad.

with the second and so on. When two characters on the same key need to be entered consecutively, the user needs to wait for a pre-determined period of time (usually about 1.5 seconds), or press a special timeout-cut key. This algorithm is known as the multi-press disambiguation algorithm.

The multi-press system can be configured in many ways. The standard way is configuration A in Figure 2.2. The alphabetical order presumably facilitates novice performance if novices are familiar with alphabetical order. The problem with the alphabetical layout is that the frequent characters may end up at the end of the list requiring more keypresses than some less frequently needed characters. Overall this increases the number of keypresses needed and unnecessarily slows down expert text entry rates. A natural reaction is to suggest re-arranging the characters within each key according to their frequency. Pavlovyh and Stuerzlinger [2003] have done exactly this and labeled their technique Less-Tap. The Less-Tap character layout is shown under B in Figure 2.2. A more comprehensive re-organization can be done disregarding the alphabetical order altogether. Layout C in Figure 2.2 is an adaptation of the JustType keyboard (C) as reported by MacKenzie and Soukoreff [1999].<sup>1</sup> Layout D is the result of my own experimentation in the area.

The JustType layout was optimized for a specific word level disambiguation algorithm. Layout D was constructed by starting from the most frequent character in English and assigning a character for each key (except 1) until all keys had three characters in decreasing frequency order. The remaining characters were assigned to the keys with the lowest overall usage frequency.

Re-arranging is fairly effective. According to Pavlovyh and Stuerzlinger most of the advantage can be gained by within-key re-arrangement. The average number of keypresses per character for writing English with the standard multi-tap arrangement is 2.03. The Less-Tap arrangement manages 1.52. My own computations for layout D indicated 1.47.<sup>2</sup> Although the optimization goal for the JustType keyboard may appear different, it turns out to be sim-

<sup>1</sup>The eight-key layout reported by King *et al.* [1995] is different.

<sup>2</sup>These computations were done using different English language corpora, so the numbers are not necessarily comparable down to the last decimal place.

ilar. For word level disambiguation characters need to be distributed so that the maximum number of different keys are pressed for each word. The end result is that each key must have roughly the same sum of frequencies of assigned characters. Thus, the number of keypresses needed per character in the multi-tap use of layout C is unlikely to differ significantly from layouts B and D.

Despite the keypress efficiency of these optimized key arrangements no implementations are widely available. Now that the covers (including key covers) of mobile phones can be changed by the user, it would be possible to have multiple multi-press systems with the correct printing on the key caps so that new users could quickly pick up the more efficient systems. However, the choice of device manufacturers remains to be the support of visual personalization instead of functional. Given that some of the publications (for example, the Less-Tap paper) are relatively new, such devices may be in the development pipeline. Whether that is the case remains to be seen.

The most popular improvement over the multi-press disambiguation is the T9 disambiguation [AOL, 2003]. T9 is a word-level disambiguation system where the user presses each key only once, thus saving some keypresses. The T9 algorithm uses a word frequency dictionary to determine the most likely interpretation of the keypress sequence. If, at the end of a word, T9 guesses wrong, the user must press the “next” key to scroll through a list of the less frequent words that match the entered key sequence.

In addition to T9 other algorithms with similar properties have been proposed and used in phones. The simplest of these competitors is the system known as LetterWise [MacKenzie *et al.*, 2001]. It uses an n-gram (a sequence of n characters) frequency table instead of a word frequency table.<sup>3</sup> The user is required to monitor the entered text and press a “next” key if LetterWise guesses wrong.<sup>4</sup> More complicated approaches such as EzType and EzText [Zi Corporation, 2003] and iTap [Motorola, 2003] add word prediction to the system allowing text entry with even smaller number of keypresses, but with the added cost of monitoring the system output and reacting to it while writing.

Disambiguation algorithms generalize to all situations where the number of available input actions is smaller than the number of different tokens that needs to be entered. The input actions do not need to be keypresses. For example, the Octave text input system that was marketed by a French company e-acute used a word-level disambiguation algorithm with an eight-armed star on which one moved a stylus. One arm of the star was selected for each character and when the stylus was lifted, the system computed its best guess for the word.

In addition to language models, explicit user input can be used for disam-

---

<sup>3</sup>My impression based on personal communications with Eatoni representatives is that trigram frequencies are good enough and actually used in their products. However, the approach is not limited to three character sequences. Hence, the n-gram expression.

<sup>4</sup>In contrast the output of T9 is often not correct before the word is finished and tends to change as the entry proceeds. For a T9 user, it is actually beneficial not to look at the entered text until the end of the word.

biguating the keypresses. With the traditional layout one needs four “shift” keys to disambiguate the input. Three shifts suffice if more than one are pressed at the same time [Wigdor and Balakrishnan, 2004]. Another alternative is to install an accelerometer into the device and tilt it while pressing the keys [Partridge *et al.*, 2002, Wigdor and Balakrishnan, 2003].

### Other Keyboards for Mobile Use

Keyboards can be seen as a continuum of the number of keys [MacKenzie, 2002b]. At one end the keyboard consists of one key and at the other the number of keys is unlimited. The number of keys is in inverse relationship to the number of keypresses needed for entering one character. Consequently one-key text input is necessarily awkward and time consuming. Useful systems have been constructed for the use of disabled people who cannot conveniently operate more than one button. The approach is usually to use scanning. Scanning means that the possible selections are highlighted sequentially and the user is to press the button when the desired selection is highlighted. Another classic one-button compatible technique is the use of Morse code, which is based on sequences of carefully timed key presses and pauses.

Two keys can be used in many ways. For example, in addition to the one-key techniques, text can be entered so that one key moves the selection and the other confirms it.

Starting from three buttons the variety of approaches increases. All the techniques that work with fewer keys are of course available. In addition multiple selection schemes can be envisaged. The design space has been explored at least by MacKenzie [2002c] and Sandnes *et al.* [2003].

Techniques suitable for four keys include the BinScroll [Lehikoinen and Salminen, 2002], four-key adaptation of our MDITIM work (Paper I), and other direction based systems.

Using five keys adds the ability to select in addition to moving along two axes. An example of a movement and selection interface with five keys is explored by Bellman and MacKenzie [1998]. Five keys is also a natural number for chord keyboards [Gopher and Raji, 1988] because it allows allocating one button for each finger.

Because of the widespread use of mobile phones for text messaging, the telephone keypad is a major milestone in the continuum between five and 27 keys. 27 is an important number because 27 keys have often been used in simplified models and experiments pertaining to “full” keyboards that have a key for each character. Keyboards with more than 27 keys belong in this sense to the same class that generally tends to aim for one keypress per character operation with minor deviations such as the production of upper case characters. Below I will concentrate on chord keyboards and full keyboards.

Originally mobile phones inherited their keyboard layout from desktop telephones. Only recently have mobile phones with keypads other than the 3




Figure 2.3: The Fastap keyboard design [Digit Wireless, 2003]

by 4 key matrix become available<sup>5</sup>. Devices that do not have such historical baggage have used other keyboard designs. A popular solution is a very small keyboard with QWERTY layout. Small QWERTY keyboards have appeared on many devices including PDAs, two-way pagers and even mobile phones.

Although the QWERTY layout remains the most popular full miniature keyboard design, other designs have been proposed. For example, the Fastap design where an alphabetically arranged keyboard is combined with the telephone keypad as shown in Figure 2.3 [Digit Wireless, 2003]. The round telephone keys are not real keys, they are just indentations in the keyboard base plate. The smaller angular alphabet keys are real keys that can be pressed. They are clearly higher than the base plate. When a user tries to press his or her finger into one of the indentations, several of the alphabet keys surrounding the indentation are pressed. The keyboard interprets this as a press of the telephone key. The alphabet keys can be pressed individually. The developers claim that the key arrangement allows packing more keys per unit of base plate area without making the keys too small to press even with large fingers.

Cockburn and Siresena [2002] tested a Fastap prototype device against multi-tap with a traditional mobile phone keyboard and T9 with another traditional phone model. The experiment consisted of an initial test for determining walk-up usability, six 10-minute practice sessions on different days, and a final test to determine expert<sup>6</sup> performance. Walk-up performance with

<sup>5</sup>For example Nokia models 3650, 5510, 6800, 6910, and 7600.

<sup>6</sup>In comparison to many other studies an hour of practise does not seem like enough time to become an expert. The definition of an expert has not become established in text entry research. In the existing literature it is used to refer to virtually anything except for

Fastap was found to be superior to both multi-tap and T9. Experts were faster with T9 except when entering abbreviations. Unfortunately the test did not include a QWERTY keyboard with the same physical dimensions as the Fastap prototype. Including this comparison would have made it possible to evaluate the claims that Fastap improves the text entry user interface over previous miniature full keyboard designs.

A miniature QWERTY keyboard has many buttons, which means that the buttons tend to be rather small. Approaches with fewer and larger keys include the various chording keyboards. Chording means pressing more than one key simultaneously to enter a character. Early work on chord keyboards was done in the context of mail sorting [Noyes, 1983a]. Later work has involved text entry. Experiments with chord keyboards have shown that the interfaces tend to be fairly easy to learn. In some cases even easier than traditional touch-typing [Gopher and Raji, 1988]. However, even a well trained chord typist cannot reach QWERTY touch typing speeds because chording is more sequential, whereas touch-typists can prepare for the following strokes in parallel with the execution of the preceding ones. However, chord keyboards can have a very large character set. Chord stenography machines that allow more than one character per chord to be entered can be operated very rapidly. Also, it should be noted that learning to be a fully trained QWERTY touch-typist takes years of practise. Most people never reach speeds over 100 words per minute. In fact in my experiments typical QWERTY typing rates are in the order of 40 words per minute (wpm)<sup>7</sup>. At these speeds chording would be competitive if people were to find it otherwise appealing. This does not seem to be the case, the need to memorize the chords seems to deter most potential users. Some chord keyboard manufacturers do manage to survive in this niche market. Currently available chord keyboards include Twiddler2 [Handykey Corporation, 2003], Bat [Infogrip Inc., 2003] and CyKey [Bellaire Electronics, 2003]<sup>8</sup>.

Skill transfer from a system known to the users can aid users in learning the use of a new device. The success of mini-QWERTY keyboards and the failure of chord keyboards to enter the market is just one example of this. The Half-QWERTY system is an interesting design that aims to utilize the user's familiarity with the desktop QWERTY keyboard. The Half-QWERTY keyboard is a half of the QWERTY keyboard. The characters of the missing half are located mirrored on the existing half. The space key is used for shifting the active half. Matias et al. tested the design and found that people can transfer some of their two-handed touch-typing skill to half-QWERTY use [Matias *et al.*, 1993, Matias *et al.*, 1996].

---

absolute beginners.

<sup>7</sup>Words per minute remains the dominant unit for reporting text entry speed despite its shortcomings. Word lengths vary and therefore, instead of words, five character chunks are counted. Thus, one word per minute is equal to five characters (including spaces, punctuation, and other non alphabet characters) per minute. The more standard and intuitively clear unit of characters per second is emerging, but has not been favored by reviewers until recently.

<sup>8</sup>CyKey is a descendant of the MicroWriter often mentioned in earlier chord keyboard reviews.



## Physical Keyboard Theory

Physical keyboards have been popular text entry devices for a long time. Consequently, numerous theoretical models for user performance with them have been developed. Rather than giving a detailed historical account, I will give a brief overview of the field.

User populations exhibit very a large spread of keyboarding skills. Some users can barely type, while others are proficient touch-typists reaching speeds up to 100 words per minute. Thus, modeling the performance of the general user population is necessarily guesswork. One might assume that it takes on average 500 milliseconds to type one character or that it takes 250 milliseconds and both guesses could be correct. For the same reason detailed psycho-motor models of typing performance cannot be of much value if the user population is not well known. If the user population is known, the best way to estimate user performance is to take a sample of the population and measure the performance. In short, research over the last 20 years has not added much to the performance figures listed by Card *et al.* [1983].

Despite the difficulties, models for typing with full-sized desktop keyboarding can be constructed. Such work has been summarized at least by Barber [1997] and Potosnak [1988]. The models can explain some aspects of typing activity and produce estimates for the efficiency of different keyboard layouts. While important for understanding the activity, such models have little value in keyboard design. The reason for this is that when both hands and all fingers are used for typing, performance differences between well-trained users that use different layouts are small. Consequently keyboard redesign has been a comparatively dormant area of research in recent years.

Because mobile telephones tend to be so small, only a few fingers can be used for entering text using the telephone keypad. Models for expert performance with one finger and two thumbs have been developed [Silverberg *et al.*, 2000, MacKenzie and Soukoreff, 2002a]. These models are based on the work on soft keyboarding models discussed below.

By and large, the recent work on physical keyboards has been dominated by the effort to minimize the number of keypresses in the context of limited keyboards. There are at least two reasons for this. Firstly the number of keypresses is a concrete measure that is easy to understand and handle in optimization computations. This makes it very attractive to researchers aiming at academic publication or hoping to attract capital in order to set up a company. Secondly, there has been an opportunity to make real improvements, especially in the case of the telephone keypad, that has been an important platform due to the explosive growth of SMS messaging that took most device manufacturers by surprise.

The emphasis on keystrokes per character (KSPC) [MacKenzie, 2002b] has left other aspects of text entry activity with much less attention. Different text entry systems can demand different cognitive and perceptual behavior from the user. Sometimes these issues may be even more important than KSPC in judging the suitability of a particular method for a particular use.

One attempt at describing the differences between disambiguation algo-

rithms was made by Kober *et al.* [2001] in an unpublished paper. Their main concern was the effect of errors in dictionary-based disambiguation. When a word contains one wrong button press, the whole word or a substantial part of it is incorrectly disambiguated. Kober *et al.* call this phenomenon *error amplification*. Multi-press disambiguation does not suffer from error amplification because errors made in one character do not affect other characters in the word. The main result in the paper is that under certain assumptions the throughput of a dictionary based disambiguation algorithm like T9 will degrade below the level of multi tap when keypress error rate exceeds 8%. In addition Kober *et al.* modeled their own disambiguation algorithm known as WordWise. WordWise uses a shift key to explicitly disambiguate eight characters, thus making 45% of English input unambiguous on a telephone keypad. Because unambiguous characters are encountered often within a word, WordWise is not as sensitive to key press errors as T9. The work of Kober *et al.* could be expanded to include other disambiguation methods.

While error amplification is not as great a problem with many other text entry methods, the cost of correcting an error may vary, making modeling the effect of errors on text entry rate a valuable exercise. The work of Kober *et al.* is the only example of this kind of error modeling with disambiguation algorithms, but including errors in performance models in general has been done before. For example, Barber [1997] reviews work on using Markov models and task-network models for computing performance of systems like speech recognizers under different error rates. These models could just as well be adapted to describe manual text entry activity.

Other attempts at including the cognitive and perceptual aspects of text entry systems includes the application of the Keystroke Level Model (KSL) by Card *et al.* [1983] to the use of word completion systems. The results of this work are discussed in more detail in section 2.4.3.

### **2.1.2 Soft Keyboards**

Unlike in 1988 when Potosnak [1988] concluded that virtual keyboards would not be covered in the Handbook of Human-Computer Interaction due to lack of research in the area, we now have a wealth of information. Soft keyboards are an attractive way to enter text on touch-screens and stylus operated computers. The reasons for the attractiveness include the simplicity of the software needed, the self-revealing nature of the user interface, and skill transfer from physical keyboards. Experiments have shown that in addition to all these good properties, soft keyboards are very fast and error free in comparison to many text entry methods.

#### **Soft Keyboard Systems**

In practise the most popular soft keyboard design is the QWERTY layout and its language-specific adaptations. Practically all pen-operated computing devices are equipped with a QWERTY soft keyboard. In addition they may have other text entry methods, but a soft keyboard is always available as the

last resort.

Various alternative layouts have been proposed over the years [Textware Solutions, 2003, MacKenzie and Zhang, 1999, Zhai *et al.*, 2002a] but none of these have gained much popularity. The main reason for this is that although the software-rendered layout is easy to alter, it takes a significant amount of effort to learn to use the new layout. This, together with the relatively small amount of text being entered with soft keyboards, makes users rather conservative in adopting new layouts.

In contrast to physical keyboards, with soft keyboards the key layout has a major effect on the text entry performance. This is because typing is strictly sequential. To type a character one has to move the stylus from one key to the next and during this time there can be no preparation for the following key. Thus, minimizing the distance to be traveled can greatly enhance text entry speed. This can be done more or less through intuition as in the Fitaly keyboard [Textware Solutions, 2003], and the result can be verified with a detailed model of pointing performance as with the OPTI [MacKenzie and Zhang, 1999] and OPTI II [Zhang, 1998, MacKenzie and Soukoreff, 2002b] layouts. Alternatively a suitable algorithm can be used to do the optimization work using the same efficiency metrics that are used for evaluation [Zhai *et al.*, 2002a].

### Soft Keyboard Theory

Modeling user performance with soft keyboards is one of the areas of text entry research that have received the largest amount of attention in recent years. There are at least two reasons for this. First, soft keyboards are widely used making research on them well justified. Second, the task lends itself well to modeling because of the limited and predictable role of the user.

Work on soft keyboards has been reviewed in considerable detail in three papers in the recent special issue of the Human-Computer Interaction Journal [MacKenzie and Soukoreff, 2002b, Zhai *et al.*, 2002a, Hughes *et al.*, 2002]. I will not duplicate this effort. Instead, I give a short overview with some emphasis on issues that are most relevant regarding the work presented later in this thesis.

The basic idea in dominant soft keyboard models is that because the user is typing with only one finger (or a stylus), the typing activity is actually a series of discrete pointing tasks. A pointing task can be modeled using Fitts' law [Fitts, 1954, Card *et al.*, 1983, Soukoreff and MacKenzie, 1995]<sup>9</sup>. The models describe the kind of behavior where the motor act of pointing and tapping on the keys is the bottleneck limiting the text entry speed. This kind of behavior occurs when people have a lot of experience in the task and there are no simultaneous cognitive tasks to slow down their performance. In practise this kind of behavior can usually be observed only in bursts between slower passages. During the slower passages the writer's thoughts being oc-

---

<sup>9</sup>Fitts' law in its present form states that movement time from a starting point to a target at distance  $A$  and with width of  $W$  is, on average, equal to  $a + b \log(\frac{A}{W} + 1)$ , where  $a$  and  $b$  are constants

cupied by something other than the act of typing. However, if the parameters of Fitts' law model are measured from a real usage situation, the model can produce realistic estimates for user performance even when some cognitive delays are present in addition to the motor performance. In this case, however, the modeling assumptions are being stretched. The consequence is that the results are estimates based on the motor performance and an implicit correction for time spent on other activity. Both issues should be considered when comparing such models.

The original model by Soukoreff and MacKenzie [1995] included a component for modeling novice performance with soft keyboards. A person new to a particular soft keyboard needs to scan the keyboard visually and look for the key to press. Soukoreff and MacKenzie used the Hick-Hyman law <sup>10</sup> to describe the visual scanning time. Sears *et al.* [2001] have argued that the Hick-Hyman law is not suitable for describing visual scanning time because it describes choice reaction time. They also used the notion of a novice user in a more convenient manner that does not require the user to be completely new to the keyboard layout under question. With this definition it is clear, as pointed out by Sears *et al.*, that previous experience is a factor that needs to be included in the model. Unfortunately, no workable model has ensued, and the modeling of novice soft keyboarding performance remains a gray area. Luckily novice performance does not need to be modeled because it can be measured. Expert performance, on the other hand, is expensive to measure because training users in the use of a new soft keyboard can take years. The Fitts' law based upper bound component of the model by Soukoreff and MacKenzie remains the best tool for finding an estimate for expert performance. The alternative method by Hughes *et al.* [2002] requires extensive data collection and is therefore more laborious, at least if the quality of the data needs to be good enough to exceed the accuracy of results attainable by the Fitts' law model.

## 2.2 Menus and Menu Hierarchies

### 2.2.1 Menus in General

There is no essential difference between a stationary menu and a soft keyboard. Both are selection-based interfaces. However, both are well known user interface components that are usually conceptualized separately for historical reasons. This is why I discuss keyboards and menus separately.

There are two kinds of menus in user interfaces: stationary and pop-up menus. These are usually managed so that some space on a display is used for a small stationary menu that pops up larger pop-up menus. Context-sensitive pop-up menus containing options pertaining to the object that was clicked to launch the menu are another commonly used technique. All these approaches can be used in text entry. Menu items can be individual characters, prefixes

---

<sup>10</sup>The Hick-Hyman law states that the time from a stimulus to selection of one of  $N$  targets is equal to  $c + d \log_2(N)$  where  $c$  and  $d$  are constants.

or suffixes, words, or entire phrases.

A large vocabulary can be arranged into a tree form and displayed as hierarchical menu system. Such a menu system can be navigated using a very constrained input device. In the extreme only one switch is needed. Menu items are then highlighted automatically in sequence and selections are done by activating the switch while the desired item is highlighted.

Systems like this are used for text entry especially by people with disabilities that prevent the use of other input devices. The menu systems can be context sensitive, so that the tree is pruned of branches that cannot fit the phrase being written.

### 2.2.2 Menu Systems

Hierarchical menus have also been proposed for stylus-based text entry for able-bodied users. The T-Cube system [Venolia and Neiberg, 1994] used a two-level circular menu structure. The first level menu had eight items in a doughnut arrangement around a central ninth item. Landing the stylus on any of these nine items popped up a further eight-item menu. Characters were selected in the second level menu by moving the stylus in the direction of the desired item and lifting it.

The difference between menus and interfaces sometimes labeled “gesture-based” is not entirely clear. The gesture-based techniques such as Cirrin [Mankoff and Abowd, 1998], Quikwriting [Perlin, 1998], EdgeWrite, [Wobbrock *et al.*, 2003] and Weegie [Coleman, 2001] all have an input area that is divided into zones that are selected in specific sequences. Whether we call these sequences selections, menu selections, or gestures does not make that much difference. Herein all these systems are considered menu selection techniques. Systems that claim to be gesture recognizers or character recognizers but work using a similar zone-based algorithm should be considered recognizers. The difference is, as stated above, whether the user is supposed to be aware of the selection nature of the system or not.

### 2.2.3 Menu Theory

The theory to apply to menu-based text entry interfaces depends on the nature of the interface. If the user does not know the menu system or if the menu system is dynamic and therefore requires the user to observe the display and make decisions, the cognitive processes should be present in the models. The best way to go is an appropriate adaptation of the Goals, Operators, Methods, and Selection rules (GOMS) [John and Kieras, 1996] methodology. The lessons learned in menu usage in general [Norman, 1991, Aaltonen *et al.*, 1998, Byrne *et al.*, 1999, Shen *et al.*, 2002, Kurtenbach and Buxton, 1993] should be taken into account and adapted appropriately for the text entry context. If, on the other hand, the system is to be learned so that using it requires only limited cognitive involvement and feedback processing, models of motor performance such as Fitts’ law [Fitts, 1954, MacKenzie, 1992] or Steering law

[Accot and Zhai, 1997] should be used for the motor parts of the usage instead of the time constants in the GOMS framework. A simple model for a text entry method involving pointing and menu selection is described in Paper IV.

## 2.3 Text Recognition

### 2.3.1 Text Recognition in General

Initially teaching computers to read the same text representations that are intended for human use may seem like a good idea. From the human perspective it is indeed a good idea. However, from the perspective of computing it is a horrible idea. Text on paper, regardless of whether it is machine or hand written, is not a suitable way to present information for computers. Decades of research have been invested in developing text recognition algorithms and the results are still far from perfect. The capabilities of the systems currently available are impressive for anyone who has ever tried to construct such a system, but for a lay user they are still too error prone. This is the case if the user is expecting perfection, which is reasonable if the attitude is that computers should not make mistakes. According to studies [Frankish *et al.*, 1995, LaLomia, 1994] users may be expecting perfection, but do not absolutely require it. The required recognition accuracy depends on task and application [Frankish *et al.*, 1995] but 97% accuracy is a good rule of thumb [LaLomia, 1994].

Given the nature of the recognition task, a 97% recognition rate is difficult to achieve. The difficulties stem from the fact that when seen at a low level, text on paper is ambiguous. The same shape may mean different things in different places. A circle may be “.”, “o”, “O”, “0”, or even the dot on “i”, “ä”, “ö” or more likely on “å”. In handwriting the text is not precisely formatted and different shapes may mean the same thing. People make use of the semantic and other redundancies in the text to fill in the blanks and resolve the ambiguities. In order for computers to do the same, they would need roughly the same level of language skills that humans have. Despite the ongoing work on language technology and artificial intelligence, this is unlikely to be reality in the foreseeable future.

Regardless of the computational challenges, many text recognition systems are in use. According to the convention in the area, I have divided these methods and systems into two main classes: off-line recognition and on-line recognition. On-line recognition is by far the more important regarding this thesis as it is the desired method in interactive text entry situations.

### 2.3.2 Off-line Recognition

Off-line text recognition means that text is generated first and recognized later. There are several reasons that make this a good idea. Firstly, computing power used to be very limited. When the algorithms could run as long as they needed it was possible to get better results. Another reason

for using off-line recognition is that there is more information available because the whole text can be used as a context of recognizing a particular character or word. The last reason for off-line recognition is that sometimes it is exactly what is needed. For example, scanning and converting texts from paper to computerized form using optical character recognition is a task that employs off-line recognition naturally. The need for doing this emerges for example when sorting mail or processing cheques automatically [Vinciarelli, 2002, Plamondon and Srihari, 2000].

### **2.3.3 On-line Recognition**

On-line recognition means recognizing text under some sort of real-time requirement. Usually the requirements are of a soft nature, such as not keeping the user waiting for too long. A fundamental difference from off-line methods is that the recognition algorithm can use only past events in the recognition. For example, a character recognizer does not know whether a vertical stroke will be followed by another stroke or not. Dealing with this limitation has led to a variety of solutions.

In the context of handwriting recognition on-line recognition usually means having access to data on the dynamic characteristics of the writing. This means that the order of strokes, pen tip velocity, pen tilt, and pen tip pressure can be used to aid recognition.

In addition to the on-line/off-line continuum, text recognizers are different in the use of the context in the recognition. There is a whole range of possibilities from recognizing each character in isolation to recognizing words or phrases with and without a language model. Language models may be simple rules derived from usage context or more generic systems that include knowledge of grammar and other patterns typical for writing in general or in a specific domain.

#### **Character Recognition**

At one end of the range of context use are character recognizers that recognize text one character at a time. These systems need to deal with the character segmentation problem mentioned above. Solutions include time delays after each stroke in anticipation of another stroke belonging to the same character, boxed recognition, where each character must be drawn in its own box, and tentative recognition, where the recognizer can take back its earlier guess if new information makes it unlikely to be correct.

#### **Off-line Recognition Using On-line Information**

Because character segmentation is difficult, especially for cursive handwriting, and recognizing characters in isolation is sometimes impossible even after perfect segmentation, it makes sense to gather longer passages of input and then recognize words or phrases instead of individual characters. This kind of approach leads to a recognizer with relaxed real-time requirements. The user does not need instant feedback after every character, and can wait for a

few seconds for a passage to be recognized. The recognizer can also work in the background while the user is writing to pre-process the input for recognition and to do tentative recognition. All this means that the recognizer can do most of the things that off-line recognizers do, but it also has access to all of the information produced by a pointing device including timing of the movements. A recognizer that utilizes this technique is included in the Microsoft TabletPC platform.

### Unistrokes

Ambiguity and segmentation are two significant problems in on-line handwriting recognition. If all characters are drawn with a single stroke and the strokes are designed to be as unambiguous as possible, these problems can be eliminated. The advantage is a greatly simplified recognition algorithm with higher recognition accuracy. The downside is that people cannot use their familiar handwriting, but need to learn a new character set.

Avoiding the segmentation problem is an old trick that could not have gone unnoticed by the developers of the early handwriting recognizers. Similarly it must have been clear that designing a character set to fit a recognition algorithm is easier than designing a recognition algorithm that can recognize traditional handwriting. However, these ideas were not put forward as a goal to be pursued until Goldberg and Richardson published their unistroke paper [1993].

Unistrokes are characters that are drawn with a single stroke. This makes character segmentation trivial, because each stylus lift signals the end of a character. The original unistrokes utilized four shapes that were drawn in different directions and orientations to produce the entire English alphabet. Unlike with pen and paper, the direction of stylus movement is a good way to distinguish between characters in on-line handwriting recognition.

Soon after the paper by Goldberg and Richardson, Palm computing<sup>11</sup> published their PDA platform utilizing a text input system called Graffiti [3Com, 1997]. Graffiti characters are mostly drawn with a single stroke. The exception being accented characters that are drawn with two strokes so that the base character is drawn first and the accent with the next stroke. This one stroke per character approach resembles Goldberg and Richardson's Unistrokes. The shapes of the characters, however, are usually closer to Latin hand printing than the shapes proposed by Goldberg and Richardson. Although some people find Graffiti cumbersome and dislike it, it has been a commercial success<sup>12</sup>. Palm PDAs have a large market share and even the

---

<sup>11</sup>In keeping with the dynamic years of the IT bubble, Palm was soon acquired by USRobotics, which was then bought by 3Com. Around this time some of the Palm veterans left the company and set up a competing company called Handspring. A few years later 3Com split Palm into a separate company that then bought Handspring, thus completing the circle. As a result of this history, the references to devices in the Palm product family take many forms in recent publications.

<sup>12</sup>Recently Palm has abandoned their old Graffiti system and bundled a version of Jot by Communication Intelligence Corporation (CIC) with their PDAs. The new system is called "Graffiti 2 powered by Jot". One of the reasons that may have contributed to this



character recognizer in the Microsoft PocketPC platform includes a mode for Graffiti-like characters.

Originally Unistrokes were argued to be faster than traditional handwriting. The claim makes sense because the strokes can be simpler thanks to the added dimension of stroke direction. This issue is discussed further in Chapter 4, where a simple model for the relationship of stroke complexity and drawing time is described.

### 2.3.4 Recognition Interface Theory

Research on handwriting recognition has largely focused on recognition technology. Work on other aspects of the user interface is less common. Notable exceptions to this trend are the character set re-design efforts discussed above. Another departure from the mainstream is work on interaction techniques for dealing with situations when recognizers cannot resolve ambiguities without help from the user. This work has been summarized and extended by Mankoff *et al.* A typical technique is to present the user with a list of possible interpretations so that he or she can choose the intended one. In other words, when recognition fails the user interface falls back to explicit selection. [Mankoff *et al.*, 2000]

Because the design of the characters and handwriting practises in general has been taken as a given and immutable starting point of recognition interface design, there has been little need for models and theories that aid the design of character sets and the recognition interface. One exception is the work on gesture design and gesture design tools by Long *et al.* [1999, 2000]. Although the original context of the work is gesture recognition rather than character recognition, the findings also apply to character recognizers.

## 2.4 Composite Systems

### 2.4.1 Composite Systems in General

Usually classification efforts run into trouble at some point. One of the troublesome points in classifying text entry systems is combinations of two or more basic technologies. To which class does a system like SHARK [Zhai and Kristensson, 2003] with a soft keyboard and handwriting recognizer belong? Is it a soft keyboard or a handwriting recognizer? My solution is to call it a composite system and place it in its own class. The composite system class is an umbrella class that covers all combinations of the basic technologies discussed above. In terms of Figure 2.1 this means introducing a category of systems that overlaps two or more of the other categories. Figure 2.4 shows a more detailed version of the category visualization including the major sub-categories described above.

---

decision is the long-running legal battle over whether the Unistroke patent (US patent 5596656) owned by Xerox, applies to Graffiti.

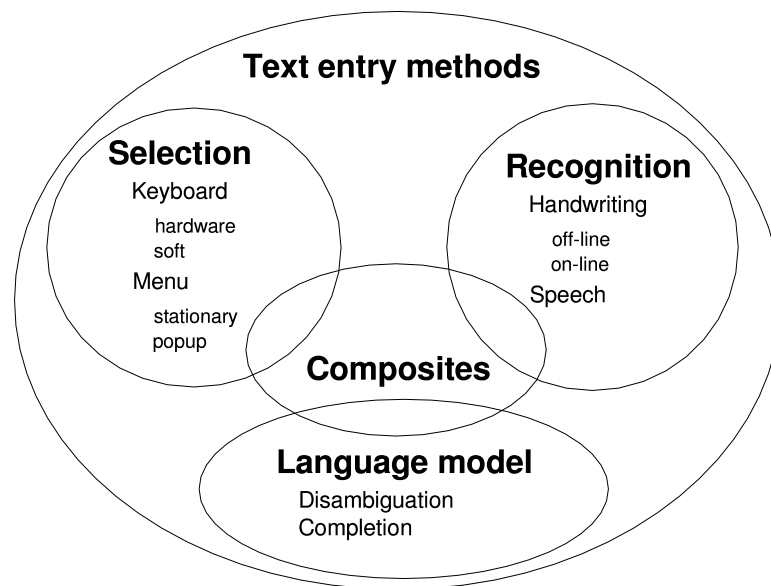


Figure 2.4: Text entry building blocks revisited.

The components of composite methods can be configured in different ways. Parallel and serial configurations are shown in Figure 2.5. In the soft keyboard and handwriting recognizer example above the configuration is parallel. Both components function as independent sources of text. The input is routed to one of them, depending on the type of stylus activity that is taking place. The other obvious configuration is serial. In this case the output of one method is the input of another. The chain could in theory be longer than two methods, but real-world examples are difficult to find.

Typically the first method is a text entry system that can be used on its own and the second method in the chain adds some useful functionality. Word completion algorithms, abbreviation engines, and other language models are popular second layer methods.

Word completion aims to guess the word as the user writes it. If it guesses right, the user can accept the completion and move on to the next word. This technique works well if the words are long and the word endings do not vary much. This is the case for some languages but not for all.

Abbreviation expansion engines have an abbreviation dictionary that they use to expand the abbreviations that the user enters. This kind of a system can be useful when a user needs to enter long phrases or words frequently.

Systems with more than one basic language model operating simultaneously are possible. For example, the EzText system by Zi Corporation combines disambiguation and word prediction for mobile phone use [Zi Corporation, 2003].

In addition to the serial-parallel dimension of organizing the components of text entry methods it is useful to think of the level of modularity of composite systems. In a clear parallel configuration the different methods do not need to communicate. Both can produce text as they see fit. In a clear-cut serial

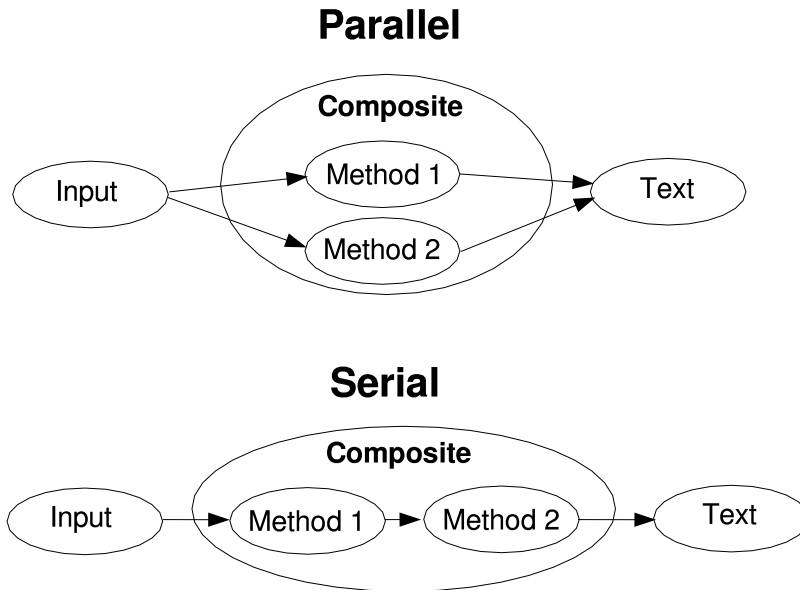


Figure 2.5: Basic composite configurations.

configuration the situation is likewise simple. One method produces a stream of text or other tokens and another processes that stream. In these cases the methods can be implemented quite independently of each other. This is the case for most word completion products. They are relatively independent of the underlying text entry scheme. It may be a hardware keyboard, software keyboard or handwriting recognizer. All the word completion package cares about is receiving character events to use for the prediction.

Sometimes such modularity is not equally easy to realize. For example, if we want to configure a soft keyboard to have a pop-up menu that is dynamically updated to contain the most probable characters following the last character entered (in a way reminiscent of [Shandbhag *et al.*, 2002] and Paper IV), we cannot easily separate the menu and the keyboard into generic modules. The operating logic and the shared display area of the two systems are intertwined in a way that necessitates shared control logic. The control logic can be mediated with systems like Microsoft COM/DCOM that allow control to pass from one process to another, but this does not change the fact that function calls need to be made and somebody has to make them. Therefore, the parts cannot be truly independent. Arguments for the usefulness of independent text entry modules are included in Paper VII.

To illustrate the richness of composite systems that can be generated around any given basic text input technology I will take a closer look at soft keyboard composites. Because soft keyboards have attracted widespread interest in recent years, the number of different composite methods with a soft keyboard component is rather large. A nice feature of the soft keyboard composites is that most of them make some kind of sense and could prove useful in some potential situation.

## 2.4.2 Soft Keyboard Composites

Disambiguation systems, abbreviation engines, and word and phrase completion systems can be used with any text input system including soft keyboards. Because soft keyboards that have approximately one key for each character are relatively fast, the utility of some of these techniques is often questionable. However, there are other ways to use language models with soft keyboards.

Goodman *et al.* [2002] have proposed using a language model to reduce the error rate of soft keyboard text entry. This is a useful approach because, assuming that the user is writing in the language that the model knows, the model will correct errors in the background so that the user does not even notice its existence. However, as we know based on experience with word processors with automatic spelling correction, if the language of the model and the user do not match, the use of the model can actually slow down work and seriously frustrate the user in the process. The basic rules of language specific systems apply. Making one for every language is expensive. On the other hand, a few systems for the major languages go a long way.

Besides invisibly adapting the size of the keys based on the language model and usage context (this is essentially what the system by Goodman *et al.* does), keyboards can adapt in other ways. At least one such system has been constructed [Himberg *et al.*, 2003]. This system adapted the layout of a soft-keyboard according to the pointing coordinates so that the buttons moved and changed their size to better match the user's typing motions. The keyboard that Himberg *et al.* experimented with was the traditional nine-key numeric keypad. It was used on a flat touch-screen with the thumb so that the other fingers were behind the screen. In the experiment the adaptation algorithm behaved mostly in a stable manner and the adaptation seemed to make sense in terms of the movement capabilities of the thumb. However, sometimes the system produced fast and great changes in the keyboard layout, leading to key placement that was clearly undesirable. The adaptation algorithm needs to be improved. It is unclear if this kind of system would be useful in general.

Soft keyboards and menus have been combined in many ways. The two main goals have been to save space and to increase text entry speed. Space can be saved by placing infrequently needed characters in a menu that pops up in convenient places. Shanbhag *et al.* [2002] constructed a soft keyboard and menu composite for entering the Devangari script. In this approach the 50 Devangari script primitives are arranged in groups that are accessed by selecting one of 21 keys showing "group leader" primitives. The initial selection changes the key assignments so that the surrounding keys contain the other characters in the group. Thus characters are entered with taps and menu selections. A similar approach has been used in some soft keyboards for languages that use supersets of the Latin alphabet. For example the Fitaly soft keyboard [Textware Solutions, 2003] includes a "sliding" feature that allows entering an upper case version or an accented version of a character by doing a menu selection after landing on a key. The feature can also be

customized to fit user preferences. The use of this kind of technique for speeding up text entry is examined in Paper IV.

The shorthand aided rapid keyboarding (SHARK) system is an interesting composite system. It combines two kinds of language modeling with a recognition and selection based text entry methods. The soft keyboard component is the ATOMIC keyboard [Zhai *et al.*, 2002a]. The key positions have been optimized to minimize key distances when entering English text. The soft keyboard can be used in the normal manner by tapping the keys. Additionally, when the user draws on the keyboard with the stylus, the trajectory is recognized using a handwriting recognizer. The recognizer knows the shapes that connect the keys of the most frequent words in the language (the second application of language modeling). The user can, therefore, lift the stylus between each key or drag it from one key to the other and both behaviors result in the entry of the same word. Additionally, the recognizer does not mind if the size of the stroke changes. It is still recognized correctly. The shape of the stroke may change within limits giving the user some freedom to cut corners in order to achieve faster strokes. The goal is to let the user use the recognition part for rapid entry of the frequent words and the tapping part for sequences that he or she does not know well enough to draw. Zhai and Kristensson conducted an experiment and showed that the trajectories can be taught to both the handwriting recognizer and the users. Final conclusions on the usefulness of the system are yet to be made, as long term trials with the system have not been conducted to measure the user and recognizer performance. [Zhai and Kristensson, 2003]

While methods for text entry in non-European languages in general are beyond the scope of this thesis, I will mention one system as an example of more complicated composite systems. The Predictive cOmposition Based On eXample (POBox) system [Masui, 1998a, Masui, 1998b] is mainly intended for input of East Asian languages such as Japanese and Chinese, which have a very large number of characters. It can also be used for European languages, but the advantages of using it are more limited. POBox contains a soft keyboard, a handwriting recognizer, an abbreviation expansion engine, a word completion system, a stationary (but dynamically updated) menu, and a popup menu. For a detailed description of the system, we refer the reader to Masui's articles [1998a, 1998b, 1999] on it. It is sufficient here to say that the components have both parallel and serial relationships. Because of the large character set of the Japanese language POBox is an efficient way to enter Japanese into pen-based computers despite the cognitive and perceptual demands it places upon the user. Consequently, it is more widely used than the other systems discussed in this section. Many implementations are available for downloading in the Internet. Additionally adaptations of POBox have been used by Sony in mobile phones in the Japanese market<sup>13</sup>.

---

<sup>13</sup>According to personal communications with Toshiyuki Masui and press releases by Sony and Sony Ericsson.

### 2.4.3 Composite System Theory

The notion of composite systems emerges from the classification effort. It is a useful notion for understanding the structure of text entry systems and identifying the proper context of the different features of the components, but it is not especially useful in modeling user performance. Additionally, most composite systems are marginal in the real world. Thus it is not surprising that no general theory or tools for modeling user behavior with composite methods exists. The way that user modeling is done in these cases is to use ad hoc composite models that combine the models of the component methods. While I am not aware of any examples, it would be relatively easy to combine for example the Keystroke Level model (KSL) [Card *et al.*, 1983] as employed by Dunlop and Grossan [2000] and the Fitts' digram model by Soukoreff and MacKenzie [1995] into a new model that could be used for modeling soft keyboard composites that do require significant cognitive effort.

While it may be difficult to construct accurate models for user performance with complex composite systems, it is sometimes easy to find the limits within which the user performance must be.

For example we can estimate whether word completion will be helpful if the speed of the underlying text entry method and the time needed for selecting or accepting the completion is known. Figure 2.6 shows an adaptation of Figure 1 in Zagler [2002]<sup>14</sup>. The curves show the borders where use of word completion starts to pay off. Below and to the left of any given curve word completion can save some time. Above and to the right using word completion is slower than not using it. The factors accounted for in Figure 2.6 are the speed of the text entry technique being used (horizontal axis), the time needed for each word completion (vertical axis), and the number of characters entered through a completion (curves from 1 to 8).

If we have a text entry system that can produce about 40 words per minute and selecting a word completion takes on average one second, we can see that each completion has to save us from entering seven or more characters in order to speed up text entry. Such a system is very difficult to construct because the average word length in English is less than seven characters. On the other hand if selecting a completion still takes the same amount of time but we are using a very slow text entry system such as a gaze-operated keyboard (10 wpm), we can see that if the system saves more than two characters per completion, it can be helpful.

## 2.5 Multi-Device Methods

### 2.5.1 Multi-Device Methods in General

Some text entry methods are designed for use with a specific device. This makes sense, because many devices have unique capabilities that can be

---

<sup>14</sup>This may have been inspired by Koester and Levine [1994].

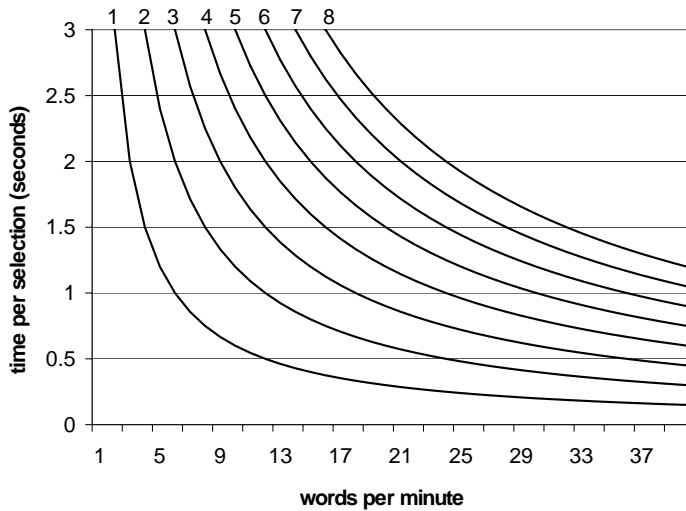


Figure 2.6: Limits for the usefulness of word completion with different numbers of characters saved per completion. Below each curve time can be saved. The lowest curve is for one saved character and the highest for eight saved characters per completion.

exploited to make the method faster and more pleasant to use. However, having a different method for each device creates the need to learn many methods. The idea of multi-device text input methods is to design methods that can be used with as many input devices as possible. This idea is in use for example when the QWERTY layout is used on a soft keyboard. The designer of the soft keyboard has decided to utilize skill transfer from physical desktop keyboards instead of requiring the user to learn a new keyboard layout.

Designing a good multi-device text input system is a difficult task because maximal device independence tends to produce systems that use only those features that all of the compatible devices share. This set of features tends to be very small. Some devices are not used optimally, making it difficult to match the performance of device specific methods.

## 2.5.2 Multi-Device Systems

Dasher by Ward *et al.* [2000] is an example of a multi-device method. It can be used with any input device that allows reasonably good two-dimensional pointing. This includes mice, styli, joysticks and eye trackers.

Dasher is used by pointing characters that appear from the right edge of the display. Each character has its own area within which the pointer has to be in order for the character to be selected. The character areas close to the pointer grow in size until they fill the whole display. the following characters

then grow within the area of the preceding ones. The growing speed of a character area is controlled with the pointer. The closer the pointer is to the right edge of the display, the faster it grows. This dynamic animation is orchestrated by a variation of a data compression algorithm so that the most probable following characters are given the largest initial sizes. Entering “typical” text can be done very fast because the typical strings are present most prominently and therefore they are easy to see and select.

In tests by Ward [2001] Dasher proved to be competitive in both speed and error rate against traditional stylus-based text entry techniques such as handwriting and soft keyboard tapping. It was not as fast as touch typing on a desktop keyboard. In eye tracker use Ward claims the highest text entry rates ever recorded on an eye tracker (up to 20 wpm).

The disadvantages of Dasher include the relatively large display area required and potentially stressful operation as the user needs to control the cursor continuously. Taking a break requires a conscious decision to withdraw the cursor on the central area so that the animation stops.

Multi-device text entry methods are discussed in more detail in Chapter 3, where we report two experiments on such systems.

### **2.5.3 Multi-Device Theory**

As with composite systems, the use of multi-device systems is problematic to model accurately. The reasons for the difficulty are somewhat different. Composite systems themselves may be complicated and therefore their interactions with the user are very varied, necessitating complicated models. The interactions with multi-device systems tend to be simple because they utilize only a limited set of input primitives that are common to all compatible input devices. The existence of multiple input devices is the factor that complicates the situation. Because the input devices may be different, one model most likely cannot handle them all accurately. Device-specific modeling may be more fruitful. The appropriate methodology depends on the implementation on the particular device. Suitable models can be found in the earlier sections.

## **2.6 Performance of the Different Methods**

Comparing the performance of different text entry methods is almost impossible to do accurately. Because of the long learning path of many methods, users exhibit a wide variety of skills. Even empirical pairwise within-subject comparisons are influenced by the earlier experience that the users have. Despite these difficulties there are good reasons for doing performance comparisons. Improved performance is by and large the most obvious objective reason for choosing one text entry method over another.

Using information throughput measures commonly used in engineering for modeling human performance has been a long running undercurrent in HCI. Examples of such work include some uses of Fitts’ law that are based on



the analogy between Fitts' equation and Shannon's theorem for information transfer over a noisy channel [Ward, 2001]. Shannon's concept of information is sometimes directly applicable to user interfaces. For example in a communications system for disabled people the user is often actually selecting one object among many. This is the very task that Shannon used for his definition of information [Shannon and Weaver, 1949]. Consequently in this area there have been calls for using bits per second as the measure of user interface efficiency [Wolpaw *et al.*, 2002].

There is nothing wrong with these endeavors. Shannon's theory does describe information transfer between a computer and a user. However, just like in engineering, the theory only sets the limits under which the systems operate. Exact information transmission rates depend, within these limits, on the practical implementation issues such as coding schemes that are used in the apparatus that is used for the information transmission. Conclusions such as those drawn by Ward [2001] should, therefore, be taken with the caution that while some transmission rate is theoretically possible, it may not be so in practise.

The performance figures given below are based on experimental results available in the literature. In some cases modeling results have been used to fill in the blanks in the experimental work. Overall the numbers have been selected to reflect the best available knowledge and to give a coherent view of the state of the art without going into the intricacies of each system, experiment and model. Consequently the given numbers are unlikely to be strictly accurate. The purpose is to give an overview, not to replace more detailed comparisons.

## Keyboards

Full keyboards are by far the fastest text entry methods in common use. World records of over 200 wpm over short periods of time have been claimed [Blackburn and Ranger, 1999, Grey Owl Tutoring, 2003]<sup>15</sup>. According to the same sources, highly proficient typists can maintain speeds of over 100 wpm for several minutes. Typically typists work at speeds between 50 and 75 wpm [Card *et al.*, 1983].

Often comparison between a desktop keyboard and a text entry method intended for mobile use is not really fair because some mobile devices are used with just one hand. I have been unable to find reports on one-handed typing. Therefore, in the context of work reported in Paper III, I measured one-handed text entry rates in 5-minute transcription tasks. The results indicate a rate of about 20-25 wpm with a desktop QWERTY keyboard. This corresponds to about 70% of the two-handed performance of the same participants who were not particularly fast, averaging only 36 wpm. With faster typists the difference may be greater even if, unlike my participants, they

---

<sup>15</sup>The Internet sources more or less agree on that the fastest burst speeds are around 210 wpm. What they do not agree on is who is the record holder. Most refer to some edition of the Guinness Book of World Records as the source of the information. Undoubtedly different editions may contain different information

take some time to train their one-handed skill. Whether to compare the performance of other text entry methods to one or two-handed typing does not depend only on the one- or two-handedness of the method being compared, but also on whether two handed keyboarding is a realistic alternative. In mobile use this is rarely the case.

Because miniature QWERTY keyboards are too small to fully allow the parallelism that makes desktop-sized keyboards so fast, they are somewhat slower. The results of the Dom Perignon speed contest organized by Textware Solutions [2002] give an indication of the kind of performance that is possible with highly trained users and limited text passages. The highest rate measured in the third contest was 84 wpm. Due to extreme training with the short text passage used in the context, this result exceeds the upper limit estimate of 60.74 wpm produced by the model for two-thumb text entry [MacKenzie and Soukoreff, 2002a]. Typical expert text entry rates with full miniature keyboards are likely to be in the order of 20-40 wpm.

Text entry rates with the telephone keypad have been measured in experiments and estimated with models. Novice performance with multi-tap disambiguation is typically around 7 wpm. The longest experiment with multi-tap was in the LetterWise study by MacKenzie *et al.*. By the 20th 25-minute session the participants reached an average rate of 15.5 wpm. Models predict that the human motor system allows speeds up to 27 wpm [MacKenzie *et al.*, 2001]. Disambiguating language models reduce the number of necessary key presses. MacKenzie *et al.* measured an average text entry rate of 21 wpm with the LetterWise algorithm. Theoretically 38 wpm should be possible [MacKenzie *et al.*, 2001].

Chord keyboards seem to be relatively fast. Speeds up to 36 wpm with one-handed chording and up to 42 wpm with two-handed chording have been reported after 35 hours of training [Gopher and Raj, 1988]. These rates would undoubtedly increase with further training. Due to the scarcity of chord keyboard users, information on highly trained users is not available. However, we can safely assume that chording cannot be as fast as touch typing on regular keyboards. This is because chording is more serial than ten-finger typing. The whole hand is committed to the entry of one character and no preparation for the following ones can happen. Two-handed keyboards allow parallel operation of two input streams, but this is still far from what can be achieved with ten somewhat independent fingers. A reasonable estimate for the range of expert text entry rates possible with chord keyboards is in the order of 40-70 wpm.

The crucial difference between physical keyboards and soft keyboards is that soft keyboards usually allow only one point of contact. This makes the motor activity in text entry strictly serial. Consequently soft keyboards are not quite as fast as physical miniature keyboards. The Dom Perignon III Speed Contest recorded the highest soft keyboard rate of 78 wpm. This rate was recorded with the the Fitaly keyboard that has been modeled to be capable of about 42 wpm [MacKenzie, 2002a]. Again, the modeling result attempts to reflect the average performance of a well trained population of normally talented users, whereas the record rate has been set by an appar-

ently exceptional individual. In an experiment with the OPTI layout that has modeled performance roughly equal to the Fitaly layout, the participants achieved an average text entry rate of 45 wpm. Overall, text entry rates with soft keyboards are in the order of 15-50 wpm depending on the key organization and user skill level.

### **Menus and Menu Hierarchies**

Scanning menu systems intended as communications aids for disabled people tend to be slow. Text entry rates are at best in the order of 10 wpm. With more expressive input devices scanning can be replaced with direct selection, yielding higher rates. The next obstacle is overcoming the need to use the visual feedback loop for guiding the selection. This can happen if the users learn the menu layout so that they do not need to see and comprehend it in order to use it. This may happen, for example, in T-Cube, where the second level menus can be learned. Only the initial selection in the first menu needs to be visually guided. The second selection can happen immediately after it in one fluid motion. A longitudinal pilot experiment with T-Cube yielded text entry rates between 12 and 21 wpm [Venolia and Neiberg, 1994]. At the end text entry rates were still growing, suggesting that with practice the rate would improve. It is likely that efficient menu systems yield text entry rates only slightly lower than soft keyboards. That is, experienced users can enter text at rates between 20 and 40 wpm.

### **Handwriting Recognition**

Text entry rate with handwriting recognition is slightly lower than traditional handwriting speed. The fastest shorthand systems are mostly unsuitable for text entry since they rely heavily on abbreviations effectively increasing the number of strokes to be recognized. This makes constructing a reliable recognizer nearly impossible. Even regular handwriting tends to deteriorate as speed increases. Realistically we can expect fluent recognition to occur when the user is not writing at full speed and so that he or she taking into account some of the special needs of the particular recognizer being used. Alternatively, the user can write fast and spend time on correcting errors. Overall, the end result is that effective text entry rate with handwriting recognition is less than 25 wpm [Ward, 2001, Chang and MacKenzie, 1994, MacKenzie *et al.*, 1994].

### **Composite Methods**

As explained above in the context of word completion systems, composite methods with a language model can be faster than the same method without the language model. Word completion techniques are effective only if the underlying text entry method is slow enough. This is because visual feedback is needed to perceive the suggestions made by the system and cognitive processing of the feedback takes some time. Other composite methods such as the SHARK system [Zhai and Kristensson, 2003] and my work in Paper IV

claim to offer speed advantages, but have not so far demonstrated significant improvements. Overall, composite systems tend to perform no faster than the fastest of the component methods.

### **Multi-Device Methods**

The known multi-device methods achieve their input device compatibility by using some form of two dimensional pointing that degrades gracefully when the performance of the pointing device diminishes. For example, MDITIM in Paper I uses a touchpad or a mouse but extracts only four movement directions and a button press from the input. These can just as well be entered with five keys. Similarly the nine tokens used for Quikwriting input can be entered by pointing or with nine keys. Due to its extreme simplification and unfamiliar character shapes MDITIM is slow: only 7.5 wpm after five hours of practise. Quikwriting and Dasher, on the other hand, are somewhat competitive in comparison to other systems that can be used with the same input devices. With eye trackers Dasher is the fastest known system, allowing expert text entry rates of over 25 wpm [Ward, 2001]. The Highest joystick-based text entry rate of 13 wpm is reported for Quikwriting (Paper III). Although there are no empirical results available, Dasher is likely to be faster in joystick use. Overall, multi-device methods are likely to be slower than the fastest device-specific methods with each device.

# Chapter 3

## Experiments

This and the following two chapters discuss the papers that contain the main contributions of this thesis. For each subject matter in the papers there are two subsections: introduction and discussion. It makes sense to read the introduction before the relevant paper and the discussion after the paper.

The breadth and depth of the treatment in these chapters varies depending on the amount of relevant work that has been left out of the papers due to the space constraints involved in conference publication. In some cases new material is introduced based on feedback received after the publication.

The work is divided between this chapter and Chapter 4 on models based on the content. Some papers contain both experiments and models. Here the experiment is the main focus. Discussion on the central modeling part of Paper IV is left for Chapter 4.

### 3.1 MDITIM

#### 3.1.1 Introduction

One of the main themes in this thesis is coping with the variety of input devices that are available. Paper I presents the idea of designing text input methods that can be used with many devices. Based on the evaluation presented in Paper I the particular implementation was not a great success. Paper I is included in this thesis because it is the origin of the notion of device-independence that is re-visited in Papers III and VII.

#### 3.1.2 Discussion

Statistical tests are not presented in Paper I. I re-analyzed the data from the experiment and present the results here in a form that is similar to the treatment of experimental results in later experimental papers.

Two issues should have been tested. First, we claimed that participants can learn to use the text entry system. A repeated Measures ANOVA confirmed what is obvious based on Figures 4 and 5. The session (i.e. practise) has a significant effect on the text entry rate ( $F_{9,36} = 22.7, p < 0.001$ ).

The second issue was the existence of skill transfer from the touchpad to the other devices. This claim seems reasonable based on Figure 7, but its statistical justification is more difficult based on the collected data. The weakness is that we did not make the same measurements with all devices. The missing piece of information is user performance with other devices than the touchpad before the 5-hour touchpad training. We can assume that the performance would not have been any better than the initial performance with the touchpad, but we do not have the data to see whether this was the case.

Additionally, in the Discussion section we claim to have found differences in text entry rate with the different devices. The best I could do to examine this issue was to run a repeated measures ANOVA on the average text entry rates with the five different input device conditions (last touchpad session, trackball, joystick, keyboard, and mouse). There was a significant effect ( $F_{4,16} = 5.9, p < 0.01$ ), but a closer examination with paired-samples t-tests revealed that none of the pairwise differences were significant enough to withstand the Bonferroni correction for 10 pairwise comparisons.

However, because text entry rate and error rate can be traded within limits depending on the user's speed-accuracy emphasis, we also need to check whether error rates differ. Again, there was an overall effect of the device ( $F_{4,16} = 5.2, p < 0.05$ ). Bonferroni corrected pairwise t-tests showed that only the difference between the trackball and the joystick conditions was significant ( $t_4 = 8.3, p < 0.05$ ). Remembering that the trackball was the second fastest device, it seems that some of that speed was achieved at the cost of diminished accuracy. Similarly, joystick was slow partly because with it the participants seemed to emphasize accuracy more than with some other devices.

In short, although the differences in text entry rate and error rate seem clear in the figures in Paper I, the differences are mostly not statistically significant. This may be because of the small sample of only five users, or because there really are no differences. As argued in Paper I, the performance of different input devices is known to be different. Therefore, the conclusions on speed and error rate in Paper I still seem correct but cannot be supported by statistics.

## 3.2 Touchpad-based Number Entry

### 3.2.1 Introduction

Having recently finished work on MDITIM, I was listening a presentation by Professor MacKenzie on the work that he and his colleagues had done on the PiePad system [McQueen *et al.*, 1994, McQueen *et al.*, 1995]. PiePad used the clock metaphor for easy remembering of the menu locations of numbers. The main problem with it was that the error rate was high. This is understandable because the menu slices were only 30 degrees wide. The two-segment characters in MDITIM were easy to draw and could be recognized

robustly. These two pieces of information were combined in what is referred to as the hybrid design in Paper II.

### 3.2.2 Discussion

The publication of Paper II was met with two kinds of comments. First, it was observed that the results depend on human capabilities and on the capabilities of the algorithms used for recognizing the strokes.<sup>1</sup> We do not claim otherwise. Based on our data we cannot conclude that the better performance is due only to the fact that the hybrid strokes are better for the user. They are also better for the recognizer. The other part of this argument is that the pure stroke recognizer could possibly be improved so that there would be no difference between the two systems. This is possible, but that does not mean that it was futile to test the unimproved pure recognizer. Now that we know that it performs poorly we have the motivation to attempt improvements.

The second type of feedback consisted of suggestions for improving the user interface. This includes ideas like printing or engraving tactile guides on the touchpad and using some adaptive<sup>2</sup> or intelligent recognition algorithms. These are all good suggestions, but like the first point, we consider them ideas for further work rather than shortcomings of Paper II.

## 3.3 Quikwriting on Multiple Devices

### 3.3.1 Introduction

The motivation for undertaking an evaluation of Quikwriting [Perlin, 1998] arose from a number of sources. Firstly, there is a statement in the original publication on Quikwriting being typically three times faster than Graffiti<sup>3</sup>. This statement has been met with disapproval over the years. For example MacKenzie, uses it as an example of inflated claims that are not based on quantitative measurements and should therefore not be made [MacKenzie and Soukoreff, 2002b]. MacKenzie has good grounds for stating that Perlin's claim is not based on properly gathered quantitative evidence. However, to credibly refute the claim one needs to measure the performance of Quikwriting.

Inflated claims are commonplace enough not to justify arduous experimental work on their own. Our main motivation for experimenting with Quikwriting was that it is well suited for adaptations for different input devices. Like MDITIM, it works on all two-dimensional pointing devices and keyboards with four or more keys. Because of this, Quikwriting was a good

---

<sup>1</sup>This view was incisively presented by Guo Jin of Motorola Silicon Valley Human Interface Lab.

<sup>2</sup>Re-analysis of the collected data from the point of view of designing an adaptive recognizer was suggested by Barton A. Smith of IBM Almaden Research Center in a posting at CHIPlace ([www.chiplace.org](http://www.chiplace.org)).

<sup>3</sup>See last paragraph on page 2 in [Perlin, 1998].

tool for testing some of the issues in the text entry architecture (described in Paper VII) that I was developing at that time.

### **3.3.2 Discussion**

We did not compare Quikwriting and Graffiti head-to-head. Therefore, strictly speaking, Perlin's claim still remains to be refuted. However, unlike before, we now have a measured learning curve for the early part of Quikwriting use. Based on this curve it seems unlikely that Quikwriting is orders of magnitude faster than Graffiti or other text entry systems. More importantly, we found Quikwriting well suited for multi-device use and it appeared to perform better than MDITIM.

## **3.4 Menu-augmented Soft Keyboards**

### **3.4.1 Introduction**

As described in Paper IV, adding menus to soft keyboards is becoming increasingly popular. This, like many other trends in user interface development is advancing without publicly available evidence of the usability and usefulness of the changes. I decided to study the performance characteristics of the combination of a marking menu and soft keyboards. This decision was influenced by Dr. Grigori Evreinov, who showed me some of his inventions relating to soft keyboards. In parallel with my work, Dr. Evreinov offered a menu-augmented soft keyboard evaluation as a topic for coursework in his course on new interaction techniques. This project resulted in a report that has been published by the Department of Computer Sciences in a collection of such works [Jhaveri, 2003].

Paper IV is different from the earlier text entry experiment papers in this thesis because it does not address the issue of multi-device compatibility. The connection to the main subject matter of this thesis is through the modeling section discussed in the next chapter. The model shows that combining a soft keyboard and a marking menu makes text entry significantly faster on some soft keyboard layouts. The experiments reported in Paper IV were done to clarify the conditions under which this might occur.

### **3.4.2 Discussion**

The results presented in Paper IV have been met with many kinds of criticism and questions. What was the purpose of the first experiment? What would have happened if the longitudinal experiment had continued? Would it not be easier to learn an optimized soft keyboard layout? Is using the menu really helpful enough to make it worth learning? What is the nature of the cognitive burden measured in the second experiment? Most of these questions concern issues on which I have no data. This makes it impossible to give conclusive answers. However, some aspects of these issues can be discussed in more detail than the space constraints in Paper IV allowed.



The purpose of the first experiment was simply to see if tapping and selecting indeed is as efficient as it intuitively seems. For those readers who trust their intuition this may seem an unnecessary step. I considered it worth taking to make sure that the basic notions in the modeling of the motor efficiency and the whole concept were not fatally flawed.

The longitudinal experiment was preceded by a pilot experiment that took several weeks. I used the same 15+15 -minute protocol that was used in experiment 2 up to session 92. Using the menu started to be faster around session 50. Another person did the same up to session 27. He reached the menuless text entry rate but did not show any speed advantage with the menu-augmented system. We also did short experiments with different learning protocols that introduced the menu items gradually instead of suggesting learning them all at once. To no avail, we observed no benefits under these protocols. Based on these experiences it was clear that we could not demonstrate speed advantage with the menu-augmented system in a 20-session experiment.

However, it was equally clear that the performance of the pilot participants was potentially tainted by intimate knowledge of the workings of the system and possible motivation to show that the menu is a valuable idea. An experiment with more independent participants was therefore needed to see whether these initial experiences were accurate in the sense that the menu usage can be learned and that the text entry rate does indeed increase as rapidly as it seemed to do. The results seemed to confirm our initial observations. Unfortunately the participants did slightly better than we expected, almost reaching the menuless text entry rate by session 20. This makes it seem as if the experiment ended at a very critical moment. However, producing a statistically significant difference in favor of the menu-augmented system would have taken at least until session 30. Running the experiment this long was impossible due to practical scheduling reasons.

It does not seem reasonable to assume that the development of the text entry rate with the menu-augmented system would suddenly stop at the menuless rate. Other experiments have not shown evidence of some common general barrier for text entry rate with different systems even when used with the same input devices [MacKenzie and Zhang, 1999, McQueen *et al.*, 1995, MacKenzie *et al.*, 2001]. Therefore it is reasonable to believe that at least in the short term, the power curves are accurate estimates of future performance.

A different question is whether the speed advantage that expert users might have is significant in practise. Using the menu seems to be cognitively more demanding than using a plain soft keyboard. Even if the cognitive performance can be trained to a level where the motor performance begins to limit text entry rate (as suggested by the model), it could still be demanding enough to impair the user's multi-tasking capability while entering text. If this is the case, using the menu might not always be wise even if faster.

The critical advantage of the menu augmentation is that traditional and menu-augmented usage of a soft keyboard can coexist. Traditional use of a soft keyboard is not disturbed. However, in the context of soft keyboards this

advantage is especially slight. Soft keyboard layout can easily be changed depending on user preferences. Thus, it might indeed make more sense to learn a new optimized soft keyboard layout. The participants in a study that compared QWERTY and an optimized soft keyboard layout achieved their QWERTY performance in about 200 minutes [MacKenzie and Zhang, 1999]. With the menu-augmented system in Paper IV it took about 300 minutes. Due to differences in the experimental procedure these figures may not be directly comparable. However, they suggest that learning a soft keyboard layout may be easier than learning the on-line planning skill that is needed for efficient utilization of the vowel menu.

One aspect of the user interface that was not tested or discussed in Paper IV is the physical strain while using the systems. Rapid text entry with the menu-augmented system seems much more peaceful and relaxed than entering the same text at the same rate without the menu. This is because 30% of the characters seem to appear for free. The input activity in these cases is piggybacked on the tap on the previous key. By reducing the need to move the stylus the menu use also reduces the hand movements. It could be that this reduces the stress on the hand, potentially reducing the risk of stress injuries. Without objective data on the actual strain on the hand this conjecture is, of course, unfounded. However, it is a factor potentially worth investigating in future work.

### 3.5 Future Work

Detailed ideas for further work with each individual system can be found in the papers. On a more general level the experimental work presented above has revolved around the notion of device independent text input methods. Despite the effort, I have failed to find a system that is compatible with a wide range of input devices and competitive in speed and error rate with the best systems for each device. In the future the notion of device independent text entry methods should be kept in mind and if suitable candidates emerge, they should be investigated. When a good device independent text entry method is paired with the kind of system described in Chapter 5, the concept may suddenly have practical value. At this point, however, device independent text entry is unrealizable due to a lack of suitable text entry methods and architectural support.

# Chapter 4

## Models

Experimental work produces isolated pieces of information that sometimes suggest the existence of general rules that govern the phenomena under investigation. Models condense this information into useful constructs that can be used to describe and predict events in similar situations. In short, my approach to modeling is utilitarian in the spirit described by MacKenzie [2003]. The simpler the models are the better, as long as they are useful.

Below I describe models that address three issues in text entry. First, models for learning, second, a model for unistroke writing time, and finally a model for text entry rate with a menu-augmented soft-keyboards.

### 4.1 Models for Text Entry Rate Development

#### 4.1.1 Introduction

Text entry involves extensive learning. A short-term test, say five minutes of writing, does not tell much about the text entry system. What it tells about is how a particular user (or a group of users) performs with a text entry system, given the learning preceding the test. If this is all we want to know a short test is adequate. If, however, we want to know what would happen if the tested text entry system were to be used for extended periods of time, we need to account for learning. Historically commitments to text entry systems tend to be long. This is why we need to understand the effects of learning on the user performance with any system proposed for general use.

Learning has a very different effect on error rate and text entry rate.<sup>1</sup> Error rate is a product of the speed-accuracy trade-off that the users make. Typically in a longitudinal experiment with a new text entry system error rate is initially high but quickly falls to a level that the users are willing to tolerate. If the error tolerance of the users does not change, error rate tends to stay on this same level until the end of the experiment. Text entry rate on the other hand improves following the power law of learning. This

---

<sup>1</sup>This is by no means an original observation. McQueen *et al.* [1994] give Bailey [1989] as a source for this typical speed-accuracy trade-off behavior.

law can be used to describe the time needed for an individual action such as entering one character, word or phrase [Jong, 1957, Card *et al.*, 1978]. The traditional form of the law is:

$$t_n = \frac{t_1}{n^x} \quad (4.1)$$

where  $t_n$  is the average time for operation  $n$ ,  $t_1$  is the time for the first operation, and  $x$  is estimated from the data. Values for  $x$  must be between 0 and 1. Typical values for  $x$  are around 0.32 [Jong, 1957]. The law can be written to describe the rate of doing these individual operations in the form [McQueen *et al.*, 1995]:

$$r_n = r_1 n^x \quad (4.2)$$

where  $r_n$  is the rate (operations per unit of time) at which the work proceeds during repetition  $n$ ,  $r_1$  is the rate during the first repetition and  $x$  is again estimated from measured data. Both curves are linear in two dimensional *log-log* space making the use of linear regression easy for estimating  $x$ .

Measured performance is known to initially follow the power law. In fact the law usually holds long enough to make it seem to hold forever in the light of experimental results. Clearly, this cannot be the case.

A well-known method for estimating the upper limit of text entry speeds is to model it using Fitts' law. These modeling techniques can be used for text entry systems that require repetitive pointing. Knowledge of these two models led us to the idea of combining them into a more comprehensive model. Ideally the model should have the good properties of both of the component models. It should fit the measured data from the beginning of learning almost perfectly and it should not grow to infinity, but should instead approach an upper limit as learning progresses. This work is presented in Paper VI.

### 4.1.2 Discussion

After presenting Paper VI at CHI 2003, we were informed<sup>2</sup> that similar work has been done before. The paper in question appears to be the one published by De Jong [1957]. Because of the similarities it is worthwhile to discuss the differences between our approach and that of De Jong.

De Jong is mainly concerned with the duration of repetitive tasks in industrial settings where it has economic consequences. For example, if workers are paid bonuses based on above-normal performance, it is important to know what is normal. Because workers' skill increases over time, the incentive programs must be structured to take this into account. On a higher level, the planning of production needs to take into account the increasing rate at which the work happens so that different batches of products can be scheduled reliably to avoid costly idle hands in the factories.

---

<sup>2</sup>By Stuart K. Card

De Jong cites earlier work as a source for the basic power law that is presented in the form:

$$T_s = \frac{T_1}{s^m} \quad (4.3)$$

where  $T_1$  is the time required for the first cycle of the repeating task,  $T_s$  is the time for the cycle number  $s$ , and  $m$  is the “exponent of the reduction”.

De Jong introduces the concept of “factor of incompressibility” denoted by  $M$ . And gives an example where  $M$  is used to describe the fall of cycle times using the formula:

$$T_s = T_1 \left( M + \frac{1 - M}{s^m} \right) \quad (4.4)$$

De Jong notes that this equation explains the situation where the fall of the cycle time is limited by a hard lower limit. He does not claim that the account is perfect. Instead he describes it as “satisfactory”. Indeed, as Figure 4.1 reveals, Equation 4.4 suffers from the same phenomenon as Model 1 in Paper VI. It does not fit the data perfectly. The curve is too tight in the early part and too straight in the later parts. Furthermore, the exponent  $m$  is not naturally produced in the process. It needs to be estimated separately. Note that I am not using repetition cycle count as the unit on the horizontal axis. Instead, for compatibility with the figures in Paper VI, the units in Figure 4.1 are sessions. In this case the change does not matter. The same relationship between De Jong’s equation and the OPTI data can be observed in a plot with the cycle count on the horizontal axis. Note also that this is just one set of data from one experiment. The individual data points in the figure contain some measurement error that may or may not be random. Overall, we should not expect a simple function like that in Equation 4.4 to fit such data perfectly. However, the overall features of the fit that I mentioned above are unlikely to be due to measurement error.

De Jong’s factor of incompressibility suggests another approach that can be combined with Model 1 in Paper VI to produce an improved version of model 1. First  $M$  is calculated. This can be done by finding the upper limit of text entry speed  $R_{max}$  and calculating the time needed per character  $T_{min}$ .  $M$  is then  $\frac{T_{min}}{T_1}$ . Then the time spent per character is normalized so that  $T_1 = 1$ , and then  $M$  is subtracted from these normalized values. At this point the data looks like figure 4.1 except that the points have been shifted down by  $M$  (with the OPTI data  $M = 0.29$ ). Now the best fitting power law curve is found through log log linear regression. In the case of the OPTI data the equation is  $T_s - 0.29 = 0.8475s^{-0.712}$ . The cycle times can be approximated and thus the text entry rates calculated for any positive  $s$ . The approximations are limited from above by  $R_{max}$  which was the point of the whole exercise.

In Figure 4.2 the resulting curve is compared to the traditional power law and Model 2 from Paper VI up to session 150. The new model (Model 3) curves slightly too much in the early part and too little in the later part. The advantage of this new procedure over Model 1 is that it improves the model

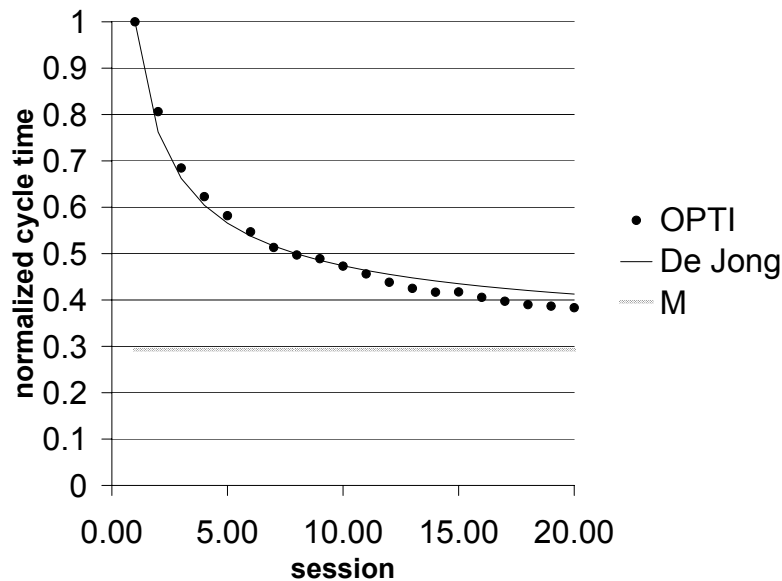


Figure 4.1: Per session average cycle times of MacKenzie and Zhang [1999] and a model after De Jong’s Equation 3.

fit in terms of  $R^2$ . With our example data the  $R^2$  for model 1 was 0.92. With the new model it is 0.99. With De Jong’s Equation 3 the correlation is about the same, but there is the extra trouble of estimating  $m$ . In comparison to model 2 in paper VI, both De Jong’s equation 3 and the new model produce lower medium range predictions. It is not known which of the medium range trends is more accurate. In the early part of the medium range predictions the tendency of all of the models to underestimate the last measured points suggests that Model 2 may be more accurate.

On the whole, the purpose of these models is to maximize the use of the expensively acquired experimental data by allowing reliable extrapolations beyond the end of the experiment. The other facet of this issue is that if reliable models can be developed, we can run shorter experiments. If, for example, we are interested in user performance after ten hours of practise, we could compute  $R_{max}$ , measure a couple of hours of performance and then model the performance at 10 hours, saving eight hours per participant or making it possible to obtain a more representative sample of the user population by processing five times the number of participants in the same amount of time.

For this kind of use, we need to know how accurate the models are. An estimate can be found by examining published data on longitudinal text entry experiments. I did this for 15 data sets from 8 different papers [Gopher and Raij, 1988, Matias *et al.*, 1996, McQueen *et al.*, 1995, Isokoski and Käki, 2002, MacKenzie *et al.*, 2001, MacKenzie and Zhang, 1999, Isokoski and Raisamo, 2003b, Isokoski, 2004]. The data sets were chosen based on their length (minimum of 20 sessions)

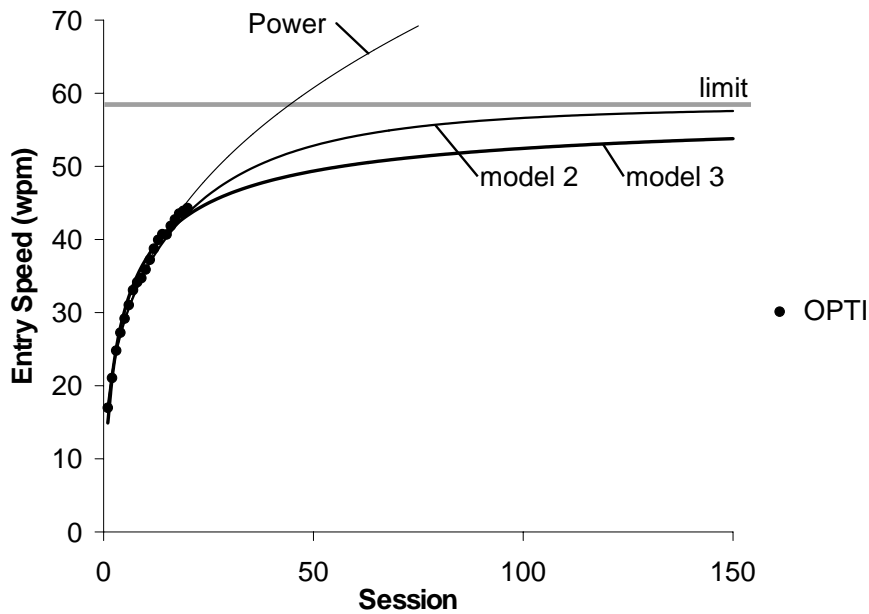


Figure 4.2: Comparison of mid-range predictions of three models on the OPTI data by MacKenzie and Zhang [1999]. Model 3 is the new model, Model 2 is from Paper VI, and Power is the traditional power law prediction.

and suitability of the text entry rate data for naive power law modeling (the one-handed chord keyboard data by Gopher and Raij was rejected because it has too steep a slope between sessions 1 and 2). All data were modeled by using 2, 4, 6, and 8 first points for double log linear regression to determine the power law coefficients. The remaining points were then re-created using the model, and the difference (in %) between the model and the measured value calculated. The results are shown in Figure 4.3. The horizontal axis is proportional to the number of points used so that at 1 the two-point model is predicting point 4, the four-point model is predicting point 8, and so on. We can see that the two point model is somewhat weaker than the others. The 4, 6, and 8 point models can predict roughly at 7% error rate as far into the future as the length of data that they were built on. The error exceeds 10% at around two times the length of data used for building the models.

Except for the two point model the results seem encouraging. It appears that if we are willing to accept a  $\pm 10\%$  error, we can save two thirds of the sessions in a given experiment. Unfortunately the truth is not so positive. The 10% error is the average. The actual errors may be larger. In the data examined there were several examples of learning curves that seemed to jump up or down after 1-4 sessions. Such jumps may be the result of change in the participants' motivation or strategy in completing the text entry task or a feature of the learning process such as overcoming some initial difficulty. Regardless of the reasons of these anomalies in the curves, the consequence

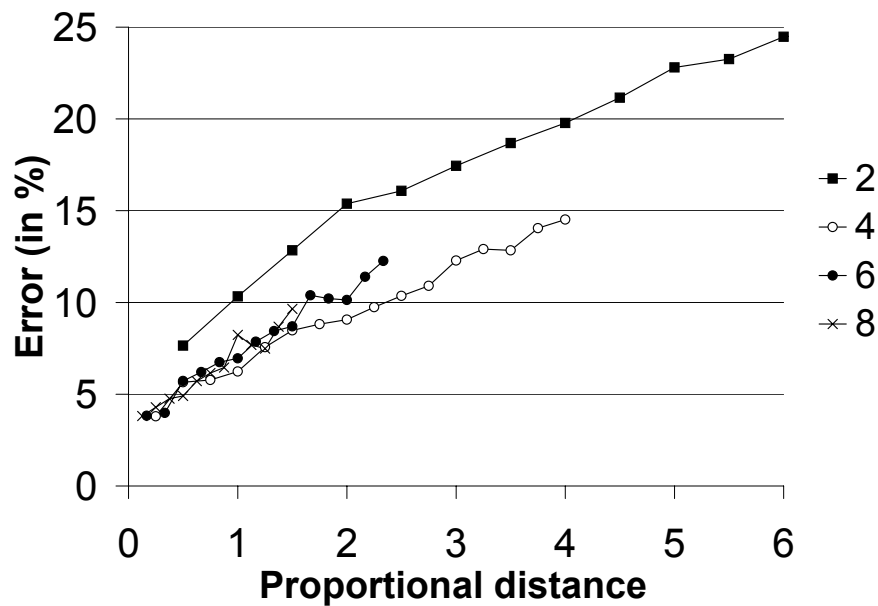


Figure 4.3: The average error in predicting text entry rate development with the power law after using 2, 4, 6, and 8 first sessions for building the model.

is that the very early performance cannot be relied to develop consistently in the long run.

The effect that the combined models discussed above would have on the results in Figure 4.3 is a small increase in the error. The reason for this is that the combined models tend to slightly underestimate the text entry rate. In the basic power law models used to create Figure 4.3 there were a roughly equal number of cases where the models tended to overestimate, be reasonably correct, and underestimate the data. Under these conditions adding a slight bias toward underestimating increases the overall average error. In this light the combined models seem poor. However, this is not what they were made for. The goal in their development was to remove the gross over-estimation that unbounded power curves have in the long run.

## 4.2 Model for Unistroke Writing Time

### 4.2.1 Introduction

The design of handwriting systems has been a surprisingly popular hobby. Especially in the era preceding computers, many people who wrote a lot had their own variations of a mixture of shorthand and regular handwriting. The critical difference that computers have brought to the situation is that the writing no longer needs to be legible on paper. It is enough that a computer can translate it into text.



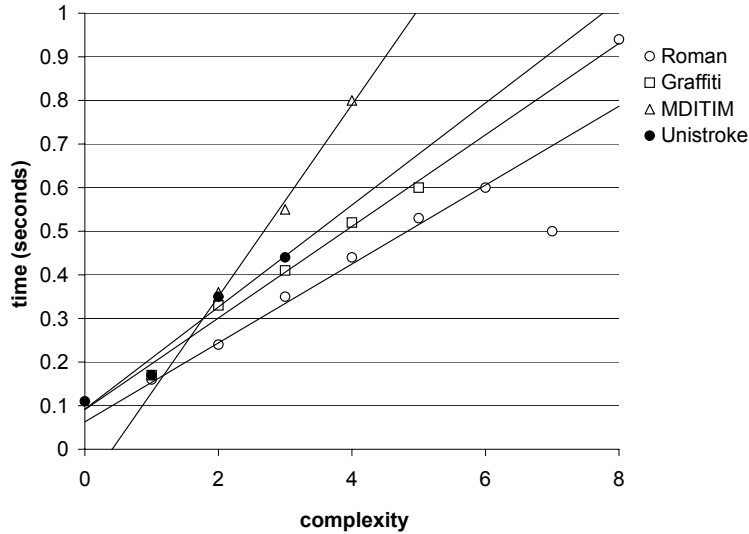


Figure 4.4: Average writing times vs. complexity class for all four tested character sets.

In order to design efficient character sets for computer input, we need to know what factors govern the efficiency. It seems intuitively clear that the more strokes and corners a character consists of the more time it takes to draw it. The accuracy of this simple model is explored in Paper V.

#### 4.2.2 Discussion

While the accuracy of the model in describing or predicting the time consumption per individual instance of character is poor due to random variation, a strong linear relationship between the character complexity and writing time emerges when writing time is averaged over several instances of the character. Averaging over users further strengthens the relationship. Finally if all characters are pooled according to their complexity, a picture like that shown in Figure 4.4 emerges.

Each point in Figure 4.4 represents the average writing time of all characters of a given character set that belong to the same complexity class. The correlations between the complexity and writing time are surprisingly high. MDITIM exhibits the highest correlation ( $r^2 = 0.992$ ). This is partially explained by the nature of the characters that consist of straight lines connected by 90 and 180 degree corners. Additionally, MDITIM has only 3 different complexity classes, making a high correlation likely. Unistrokes ( $r^2 = 0.969$ ) has only four complexity classes. Graffiti ( $r^2 = 0.989$ ) has five and the Roman hand printing characters ( $r^2 = 0.851$ ) have eight. The relatively low correlation for the Roman characters is due to the poorly fitting

points for complexities 7 and 8. These points represent only one character written by only one participant each. Removing them increases the  $r^2$  value to 0.997.

Another feature of the data shown in Figure 4.4 is that the slopes of the regression lines vary. MDITIM has the steepest slope (0.22 seconds per complexity unit), Unistrokes are next (0.117), followed closely by Graffiti (0.105) and Roman characters (0.091). This order is the same as the order of familiarity that the participants had with the character sets. Writing the Roman characters is close to pure motor activity and the other character sets require more cognitive involvement, which slows the performance down. The earlier work that the model is partly based on presented a rule of thumb that states that we have roughly 5 Herz hands. That means that we can perform a controlled movement about 10 times a second<sup>3</sup>. Our data with the more familiar character sets suggests that the model successfully extracts these movements from the character shapes.

## 4.3 Modeling Menu-Augmented Soft-Keyboards

Paper IV includes two parts: modeling of user performance with menu-augmented soft keyboards and two experiments where user performance is measured. Some aspects of the modeling work are discussed below.

### 4.3.1 Introduction

The traditional approach to the modeling of expert soft keyboard tapping has been the Fitts' digraph method by Soukoreff and MacKenzie [Soukoreff and MacKenzie, 1995]. It uses spreadsheets with matrixes for key distances and digram frequencies. This approach works well and is not very labor intensive for plain soft keyboards. However, if the layout is dynamic or if the user interface contains other components that combine in a multiplicative manner with the keys, the distance tables grow. The threshold where the complexity becomes unbearable depends on the researcher performing the modeling. At some point, however, alternative techniques become attractive.

One way to circumvent the complex spreadsheet calculations is to write a program that simulates the user's stylus or finger movements. The computational complexity of this approach is in linear relationship to the size of the text corpus that is used for the simulations. A more sophisticated approach could condense the corpus to, for example n-gram frequencies (with n suitable to the simulated text entry technique), simulate each n-gram once, and weight the results according to the frequency. Such approach has roughly

---

<sup>3</sup>Approximating sine wave for the frequency measurement requires a movement in one direction and a movement back. Thus, 5 Hz equals 10 movements per second. Other examples of this can be found in the key repeat time measurements by Soukoreff and MacKenzie [2002] and Silfverberg et al. [2000]. Similar figures are cited by Card *et al.* [1983]

the same computational complexity as the spreadsheet approach (essentially constant time operation regardless of the size of the corpus once the n-gram frequencies are known).

In Paper IV I was faced with the task of simulating a mixture of soft keyboard tapping and menu selection activity. I used the naive approach of simulating the whole corpus. With corpora of moderate size (less than a million characters) the simulations do not take long to run on modern computers. I used a very small corpus of only about 15000 characters.

### 4.3.2 Discussion

The validity of the modeling results remains unverified. However, the validity is presumably as good as it is with the spreadsheet approach or any other means of calculating the same numbers. Overall, no hard upper limit for text entry speed exists. Because we do not know precisely the level of expertise that we are modeling, the estimates of expert performance produced are likely to be somewhat inaccurate. Thus, the modeled upper limits should not be interpreted too strictly. Another interpretation of the modeling results is to compare the results of different text entry systems. This was the approach taken in Paper IV. I ran the simulations for different soft keyboard layouts. Regardless of whether the magnitude of the simulated text entry rates is correct, we can expect the relative differences between the layouts to be accurately reflected.

## 4.4 Future Work

The modeling of handwriting characters could be conveniently explored with a suitable software package. The work reported in Paper V was done partially as an early feasibility study in order to find out whether there is room to exceed the accuracy of human intuition with suitable tools. This seems to be the case. Human ability to estimate the time consumption of a character using only paper and pencil is surprisingly good, but the accuracy is limited. The construction of the software has not been completed. It might be worth doing.

The work on the learning curve models should be continued as well. The work reported above has concentrated on data fitting only. A more theoretical approach could produce more refined models which, in addition to being theoretically sound, could be tunable depending on the parameters of the task and measured performance. A model that could produce upper limit prediction for text entry rate based on data recorded over a number of sessions would be especially useful.

Modeling expert performance with soft keyboards using Fitts' law based models is beginning to be a routine procedure. However, as detailed in Paper IV, there are a number of issues on which no widespread consensus exists. For example my choice of using the Fitts' law intercept for modeling repeating taps on a key is seems to be supported by some [Zhai *et al.*, 2002b], while

others find it ridiculous [Soukoreff and MacKenzie, 2002]. Such controversies should be solved and a unified methodology developed to increase the inter-study comparability of modeling results. Setting up an open source software package with capabilities for both digraph table and simulation based modeling would allow easy comparison between a baseline model and any new developments that may happen in the future.

# Chapter 5

## Systems

Constructive research produces knowledge and systems. The papers in Chapters 3 and 4 describe the knowledge gained through experiments using the systems produced. In the paper discussed in this chapter the system has the main role.

### 5.1 Text Input Architecture

#### 5.1.1 Introduction

Paper VII presents a text input architecture supporting the personalization of text entry methods. The personalization is achieved through user-specific configurations provided by the user for the system when he or she begins to use it. Text entry methods are implemented as modules that are loaded over the Internet when needed.

This architecture is the result of an evolutionary process that has lasted for five years. At first I began by writing separate pieces of software for each computation and experimental prototype. The work for Paper I was done with this approach. Soon it became apparent that this style of work was unnecessarily laborious. The next step was to combine the common parts of the software into a framework that could be easily extended with new text entry methods. This framework was implemented in C++ and ran under GNU/Linux and X. Papers II and V report work done with this framework.

Finally it became apparent that operating system dependencies should be minimized. I chose Java as the platform for the next framework. The operating system dependent code was separated from the core of the framework and implemented separately for GNU/Linux and Microsoft Windows. Papers III and IV report work done with this latest generation of the framework.

#### 5.1.2 Discussion

The basic concepts of the architecture are an improvement over the present way of making and marketing computing devices and software. Currently little emphasis is placed on the user's ability to transfer his or her data and skills between devices from different manufacturers and device generations.

This is understandable, given that some device and software manufacturers have users who are used to their devices; they do not want to make it too easy for the users to start using their competitors' products.

However, I expect that the time will come when the only valid marketing argument is the service that a particular device or piece of software can offer its user. When viewed from this perspective, the ability to transfer the user's preferred text entry system onto whichever device he or she is using is a basic requirement that must be satisfied. It may take some time before we progress so far. Other aspects of technology can be improved for years before there is a real need to take user interface standardization seriously enough in the area of the architecture in Paper VII addresses. It is also possible that the development will take a path that avoids the need to have user specific text entry methods. If everybody writes only English and agrees to use only one or a small number of input devices to do it, the problem that I have tried to solve will disappear.

## **5.2 Future Work**

The existing implementations of the architecture are for desktop computers. Desktop computers are practically the only platform with adequate text entry capabilities and a user base well trained in their use. Therefore, desktop computers have the smallest need for this kind of architecture. Implementations for the Symbian smart phone platforms or Palm or Microsoft PDA operating systems would be more useful. So far I have not done any of these since the desktop platforms are easier to work with and adequate for demonstration and research purposes. If the architecture is to be of any practical use, the implementations for mobile computing platforms will need to be completed.

# Chapter 6

## Discussion

I have described experiments, models partially based on the results of these experiments, and a text entry system that was needed for doing the experiments. In this chapter I discuss some of the general limitations that apply to this work.

### 6.1 Experimental Methodology

The experiments reported in chapter 3 are somewhere in between typical usability evaluations and rigorous experiments. The goal was to do work with optimal internal and external validity given the practical limitations. Each experiment was typically preceded by a pilot phase that consisted of iterative usability testing of the experimental procedure. Changes were often made to help the participants focus on the essential parts of the task and to improve the working conditions of the experimenter.

#### 6.1.1 Experimenter Bias

The experiments to evaluate the new text entry techniques were conducted by the developer. It is possible that the enthusiasm of the experimenter may have influenced the participants. It is customary in other sciences such as medicine to perform evaluations with the double-blind protocol. In this protocol the treatment (for example a new drug) is compared against a placebo treatment known to have no medical effect or against a known competing treatment. The people who interact with the participants do not know which of the treatments is placebo and which is real. Because of this they cannot influence the participants' perceptions and motivations. The difficulty of applying this protocol to user interface evaluations is that developing a placebo user interface is often very difficult. Due to their previous experience the participants can usually easily understand the experimental setup. Nevertheless, we must be aware of these issues both when designing experiments and when reading and interpreting reports on such experiments. I suspect that subjective evaluations are highly sensitive to whatever bias the experimenter may exert upon the participants. This explains the relative scarcity of subjective data in this thesis.

### 6.1.2 Sampling Methods

Another problematic aspect in the experiments reported in this thesis is the representativeness of the participants. In all cases the participants were recruited from nearby offices of whatever part of the University I happened to be working in. Apart from being convenient for me, this procedure required the minimal amount of work from the participants. The experiments were typically longitudinal, consisting of 10-20 sessions. Because I did not have resources to compensate the work that the participants did for me, I deemed it unlikely that I would be able to recruit participants from a sample of the general public.

However, the result of this sampling protocol is that not only were the participants typically young male adults with university education, but they were also very experienced computer users, and in many cases HCI researchers. If these factors affect a person's performance in experiments like mine, the conclusions drawn based on these experiments may not be representative of the general public.

### 6.1.3 Language Issues

Language is an issue in some of the experiments. It appears that remembering and entering a phrase in a foreign language is more difficult than in the first language. I did the experiments using English phrases. This does not necessarily invalidate the results in situations where two systems are compared under the same conditions. However, cross-study comparisons with studies done on native English speakers should take the language issue into account.

### 6.1.4 Choice of Metrics

When designing experiments one has to decide which parameters will be measured and how. In all the work presented in this thesis, I used efficiency metrics almost exclusively. In the light of the summary data by Nielsen and Levy [1994], performance measures are correlated with subjective preference. On the other hand it has been suggested that relying on one or the other is a dangerously narrow approach. For example Fokjaer et al. [2000] suggest that effectiveness, efficiency, and subjective satisfaction should all be investigated unless it has been shown that in a particular task some aspects do not matter.

These arguments have been framed in the context of usability in general. Whether text entry is a special case where performance in the form of efficiency is the dominant factor of usability and usefulness has not been generally shown. However, efficiency emphasis can be defended as a relevant approach in some areas of text entry. Namely, efficiency is always good in situations where time is money. For example, in transcription typing a slow way of typing is difficult to justify economically. Generally a user whose goal is to be efficient in his or her work will appreciate efficient user interfaces. Strangely enough, there are other uses of text entry where efficiency can



actually be a bad thing, or where zealous efficiency emphasis can at least be questioned. For example, when people entertain themselves by writing SMS messages, they get more entertainment for a given amount of money if the writing is not too efficient because only sending the messages costs. At present there is no reliable evidence that this is the case, but the difference of a game, in which the goal is to entertain the user as long as possible, and an entertaining and funny user interface can sometimes be very small.

Overall, the efficiency emphasis is a feature of the work reported. Efficiency should not be confused with the overall preferability of a given text entry method except when it is clear that the two are synonymous because of the nature of the task and needs of the users.

### 6.1.5 Replication

An important part of rigorous scientific work is independent replication of experimental results. Even when proper care is taken to minimize factors like experimenter bias, skewed sampling, and opportunistic choice of metrics, the fact remains that the experimenter has many interests vested in the experiment. It is possible that the observed effects are sometimes not due to the treatment that is administered. Even if no foul play on the part of the experimenters can be found, statistical conclusions contain a margin of error.

For these reasons it makes sense to replicate important experiments independently in different laboratories using different samples of the user population and experimental apparatus. If the results still hold, it is far more unlikely that it is due to chance or some unnoticed influence by the experimenters.

In HCI there is no systematic tradition of replicating experiments. In fact, it is practically impossible to publish successful replications with no other contributions. They are considered unoriginal and therefore worthless. When replication occurs it is mostly because of ignorance of the original work or because another team of researchers wants to continue the work of others and need access to data similar to what has been previously reported in order to make comparisons.

The work that I report in this thesis has not been independently replicated to verify its validity. The work does contain a small amount of internal replication, since experiments were preceded by pilot experiments used to test the procedure. However, the power of such internal replications to reveal significant flaws in the whole setup is small. As such the work must be considered tentative until independent evidence of its validity appears.

The reported experiments themselves contain instances of partial replication of previous work. The pure clock face condition in Paper II replicates earlier work in a slightly different environment (touchpad instead of stylus). The re-implementation of Quikwriting (Paper III) is another instance of replication as well as the stylus tapping model in Paper IV. Mostly the results confirm earlier findings. A notable exception is the case of Quikwriting, where we did not observe the kind of general superiority to other writing

systems as had been (informally) claimed.

## 6.2 Relationship to Device Manufacturers

The work reported in this thesis has been done independently of device manufacturers, software vendors, and other parties with financial interest in text entry methods. This has both positive and negative consequences. The positive side is that the results are more likely to be impartial regarding the different interest groups. The negative side is that the research questions, and therefore the results, may not be relevant to the questions that one encounters when actually making the devices and software that people buy and use.

An incomplete picture of the world is unavoidable. One simply cannot have it both ways. Close cooperation creates dependencies and bias while detachment hinders the flow of information. In keeping with the academic tradition I have maintained independence. This is certainly not the only possible way - not even necessarily the best.

# Chapter 7

## Conclusions

I have presented new text entry methods, results of modeling different aspects of text entry activity, and a new system for personalized text entry. While many of the results may be interesting, it is difficult to envisage that any of this work will bring about significant changes in text entry. This is not surprising, considering the very long history of writing. In fact, it would be highly surprising to stumble on a completely new and efficient method at this late stage in history. The work presented consists mostly of improvements on earlier work and novel combinations of previously known systems and methods.

One of the goals listed in my original research plan was to develop guidelines for selecting an appropriate text entry method for a given task, device, or user. Despite considerable effort, the results in this respect are meager. The results of the experiments as well as some of the modeling work can be used for this purpose, but they are only small pieces in the puzzle that must be considered, not suitable for general guidelines. The only general guideline that I have found reliable is that in a short time perspective *the best text entry method is the one that the user knows*. Almost everything else requires lengthy learning before it becomes useful and even longer before it performs any better than a system familiar to the user.

Several research themes have emerged in the course of the thesis work. Some of these deserve further investigation. One of the unfinished issues is the relationship between pointing device throughput and text entry throughput. Pointing device performance can be characterized with Fitts' law and a text stream has a certain information content. Combining these notions into one theory of information throughput has been hinted at numerous times. However, no models that would be useful in practise when designing text entry systems have emerged.

Another issue that continues to stimulate my curiosity is the notion of device independence. It could be possible to develop text entry methods that work well enough on all input devices to make it unattractive to learn any other methods. Unfortunately we do not know whether the non-emergence of such methods is due to lack of imagination or because they are impossible.

Finally, the text input architecture work is worth continuing. Device and operating system platform independent text entry methods make sense as

---

user interface components and as a software development model in this particular case. They may not make economic sense because they encourage standardization and free availability of text entry methods, but this can only hinder making money with the idea, not researching it.

The changes in the text entry user interface of mobile computing devices have been rapid during the last few years. For example when the first publication in this thesis (Paper I) was written in 1999, the dominant text entry method in mobile phones was multi-tap. Since then T9 and other disambiguation algorithms have become popular. Now, in 2004, multi-tap and telephone keypad disambiguation are still popular in less expensive phones, while new high-end devices seem to be abandoning the telephone keypad and moving towards stylus-based text entry or minitature QWERTY keyboards. Whether different device models for different uses is the final answer remains to be seen. It seems that the interesting times in mobile text entry are likely to continue for at least a couple of years.

# Bibliography

- [3Com, 1997] *PalmPilot Handbook*. 3Com Corporation, 1997.
- [Aaltonen *et al.*, 1998] Antti Aaltonen, Aulikki Hyrskykari, and Kari-Jouko Räihä. 101 Spots, or How Do Users Read Menus? In *Proceedings of CHI '98*, pages 132 – 139. ACM, 1998.
- [Accot and Zhai, 1997] Johnny Accot and Shumin Zhai. Beyond Fitts' Law: Models for Trajectory-Based HCI Tasks. In *Proceedings of CHI '97*, pages 295 – 302. ACM, 1997.
- [AOL, 2003] T9 Text Input, 2003. <http://www.t9.com>.
- [Bailey, 1989] R. W. Bailey. *Human Performance Engineering*. Prentice Hall, Englewood Cliffs, New Jersey, USA, 2 edition, 1989.
- [Barber, 1997] Christopher Barber. *Beyond the Desktop: Designing and Using Interaction Devices*. Academic Press, San Diego, California, USA, 1997.
- [Bellaire Electronics, 2003] CyKey, 2003. <http://www.bellaire.co.uk/>.
- [Bellman and MacKenzie, 1998] Tom Bellman and I. Scott MacKenzie. Probabilistic Character Layout Strategy for Mobile Text Entry. In *Proceedings of Graphics Interface '98*, pages 168 – 176. Canadian Information Processing Society, 1998.
- [Blackburn and Ranger, 1999] Barbara Blackburn and Robert Ranger. Barbara Blackburn, the World's Fastest Typist, 1999. <http://www.sominfo.syr.edu/facstaff/dvorak/blackburn.html>.
- [Brooks, 2000] Marcus Brooks. Introducing the Dvorak Keyboard, 2000. <http://www.mwbrooks.com/dvorak>.
- [Byrne *et al.*, 1999] Michael D. Byrne, John R. Anderson, Scott Douglass, and Michael Matessa. Eye Tracking the Visual Search of Click-Down Menus. In *Proceedings of CHI '99*, pages 402 – 409. ACM, 1999.
- [Card *et al.*, 1978] Stuart K. Card, William K. English, and Betty J. Burr. Evaluation of Mouse, Rate-Controlled Isometric Joystick, Step Keys, and Text Keys for Text Selection on a CRT. *Ergonomics*, 21(8):601 – 613, 1978.

- [Card *et al.*, 1983] Stuart K. Card, Thomas P. Moran, and Allen Newell. *The Psychology of Human-Computer Interaction*. Lawrence Erlbaum Associates Inc., Hillsdale, New Jersey, USA, 1983.
- [Chang and MacKenzie, 1994] Larry Chang and I. Scott MacKenzie. A Comparison of Two Handwriting Recognizers for Pen-based Computers. In *Proceedings of CASCON '94*, pages 364 – 371. IBM Canada, 1994.
- [Cockburn and Siresena, 2002] Andy Cockburn and Amal Siresena. Evaluating Mobile Text Entry with the Fastap Keypad. In *Proceedings of the 17th British HCI Group Annual Conference, volume 2*, pages 77 – 70. British HCI Group, 2002.
- [Coleman, 2001] Mike Coleman. Weegie Home Page, 2001. <http://weegie.sourceforge.net>.
- [Digit Wireless, 2003] Fastap, 2003. <http://www.digitwireless.com>.
- [Dunlop and Crossan, 2000] Mark D. Dunlop and Andrew Crossan. Predictive Text Entry Methods For Mobile Phones. *Personal Technologies*, 4(2):134 – 143, 2000.
- [FingerWorks, 2003] TouchStream Keyboard, 2003. <http://www.fingerwors.com>.
- [Fitts, 1954] Paul M. Fitts. The Information Capacity of the Human Motor System in Controlling the Amplitude of Movement. *Journal of Experimental Psychology*, 47(6):381 – 391, 1954.
- [Frankish *et al.*, 1995] Clive Frankish, Richard Hull, and Pam Morgan. Recognition Accuracy and User Acceptance of Pen Interfaces. In *Proceedings of CHI '94*, pages 503 – 510. ACM, 1995.
- [Frøkjær *et al.*, 2000] Erik Frøkjær, Morten Hertzum, and Kasper Hornbæk. Measuring usability: Are Effectiveness, Efficiency, and Satisfaction Really Correlated? *CHI 2000, ACM Conference on Human Factors in Computing Systems, CHI Letters*, 2(1):345 – 352, 2000.
- [Gaur, 1987] Albertine Gaur. *A History of Writing*. The British Library, London, UK, 2 edition, 1987.
- [Goldberg and Richardson, 1993] David Goldberg and Kate Richardson. Touch-Typing With a Stylus. In *Proceedings of INTERCHI '93*, pages 80 – 87. ACM, 1993.
- [Goldstein *et al.*, 1999] Mikael Goldstein, Robet Brook, Gunilla Alsiö, and Silvia Tessa. Non-Keyboard QWERTY Touch Typing: A Portable Input Interfce For The Mobile User. In *Proceedings of CHI '99*, pages 32 – 39. ACM, 1999.

- [Goodman *et al.*, 2002] Joshua Goodman, Gina Venolia, Keith Steury, and Chauncey Parker. Language Modeling for Soft Keyboards. In *Proceedings of Eighteenth National Conference on Artificial Intelligence*, pages 419 – 424. American Association for Artificial Intelligence, 2002.
- [Gopher and Raij, 1988] D. Gopher and D. Raij. Typing on a Two-Handed chord keyboard: Will QWERTY Become Obsolete? *IEEE Transactions on Systems, Man, and Cybernetics*, 18:601 – 609, 1988.
- [Grey Owl Tutoring, 2003] World Records in Typing, 2003.  
<http://www.greyowltutor.com/essays/typing.html>.
- [Grimberg, 1967] Carl Grimberg. *Kansojen Historia*. WSOY, Finland, 1967.
- [Handykey Corporation, 2003] Twiddler2, 2003.  
<http://www.handykey.com/site/twiddler2.html>.
- [Himberg *et al.*, 2003] Johan Himberg, Jonna Häkkinä, Petri Kangas, and Jani Mäntyjärvi. On-line Personalization of a Touch Screen Based Keyboard. In *Proceedings of the 2003 International Conference on Intelligent User Interfaces*, pages 77 – 84. ACM Press, 2003.
- [Hughes *et al.*, 2002] Dominic Hughes, James Warren, and Orkut Buyukkokten. Empirical Bi-Action Tables: A Tool for the Evaluation and Optimization of Text-Input Systems. Application I: Stylus Keyboards. *Human-Computer Interaction*, 17(2&3):271 – 310, 2002.
- [Infogrip Inc., 2003] Bat Personal Keyboard, 2003.  
[http://www.infogrip.com/bat\\_kybd\\_details.asp](http://www.infogrip.com/bat_kybd_details.asp).
- [Isokoski and Käki, 2002] Poika Isokoski and Mika Käki. Comparison of Two Touchpad-Based Methods for Numeric Entry. *CHI 2002, ACM Conference on Human Factors in Computing Systems, CHI Letters*, 4(1):25 – 32, 2002.
- [Isokoski and MacKenzie, 2003] Poika Isokoski and I. Scott MacKenzie. Combined Model for Text Entry Rate Development. In *CHI 2003 Extended Abstracts*, pages 752–753. ACM Press, 2003.
- [Isokoski and Raisamo, 2000] Poika Isokoski and Roope Raisamo. Device Independent Text Input: A Rationale and an Example. In *Proceedings of the International Working Conference on Advanced Visual Interfaces AVI2000*, pages 76 – 83. ACM, 2000.
- [Isokoski and Raisamo, 2003a] Poika Isokoski and Roope Raisamo. Architecture for Personal Text Entry Methods. In Morten Borup Harning and Jean Vanderdonckt, editors, *Closing the Gaps: Software Engineering and Human-Computer Interaction*, pages 1 – 8. IFIP, 2003.

- [Isokoski and Raisamo, 2003b] Poika Isokoski and Roope Raisamo. Evaluation of a Multi-device Extension of Quikwriting. Report A-2003-5, Department of Computer Sciences, University of Tampere, Finland, 2003.
- [Isokoski, 2001] Poika Isokoski. Model for Unistroke Writing Time. *CHI 2001, Human Factors in Computing Systems, CHI Letters*, 3(1):357 – 364, 2001.
- [Isokoski, 2004] Poika Isokoski. Performance of Menu-Augmented Soft Keyboards. *CHI 2004, ACM Conference on Human Factors in Computing Systems, CHI Letters*, 6(1):-, 2004. (in press).
- [Jhaveri, 2003] Natalie Jhaveri. Two Characters per Stroke - A Novel Pen-Based Text Input Technique. In Grigori Evreinov, editor, *New Interaction Techniques 2003 (Report B-2003-5)*, pages 10 – 15. Department of Computer Sciences, University of Tampere, Tampere, Finland, 2003.
- [John and Kieras, 1996] Bonnie E. John and David E. Kieras. The GOMS Family of User Interface Analysis Techniques: Comparison and Contrast. *ACM Transactions on Computer-Human Interaction*, 3(4):320 – 351, 1996.
- [Jong, 1957] J. R. De Jong. The Effects of Increasing Skill on Cycle Time and its Consequences for Time Standards. *Ergonomics*, 6:51 – 60, 1957.
- [King *et al.*, 1995] Martin T. King, Clifford A. Kushler, and Dale A. Grover. JustType - Efficient Communication with Eight Keys. In *Proceedings of the RESNA '95*, pages 94 – 96, 1995.
- [Kober *et al.*, 2001] Hedy Kober, Eugene Skepner, Terry Jones, Howard Gutowitz, and Scott MacKenzie. Linguistically Optimized Text Entry on a Mobile Phone. Report, Eatoni Ergonomics Inc., 171 Madison Avenue, New York, New York 10016, USA, 2001.
- [Koester and Levine, 1994] Heidi Horstmann Koester and Simon P. Levine. Modeling the Speed of Text Entry with a Word Prediction Interface. *IEEE Transactions on Rehabilitation Engineering*, 2(3):177 – 187, 1994.
- [Kurtenbach and Buxton, 1993] Gordon Kurtenbach and William Buxton. The Limits of Expert Performance Using Hierarchic Marking Menus. In *Proceedings of INTERCHI '93*, pages 482 – 487. ACM, 1993.
- [LaLomia, 1994] Mary LaLomia. User Acceptance of Handwritten Recognition Accuracy. In *Proceedings of the '94*, page 107. ACM, 1994.
- [Lehikoinen and Salminen, 2002] J. Lehikoinen and I. Salminen. An Empirical and Theoretical Evaluation of BinScroll: A Rapid Selection Technique for Alphanumeric Lists. *Personal and Ubiquitous Computing*, 6(2):141 – 150, 2002.



- [Long *et al.*, 1999] A. Chris Long, James A. Landay, and Lawrence A. Rowe. Implication for a Gesture Design Tool. In *Proceedings of CHI '99*, pages 40 – 47. ACM, 1999.
- [Long *et al.*, 2000] A. Chris Long, James A. Landay, Lawrence A. Rowe, and Joseph Michiels. Visual Similarity of Pen Gestures. *CHI 2000, ACM Conference on Human Factors in Computing Systems, CHI Letters*, 2(1):360 – 367, 2000.
- [MacKenzie and Soukoreff, 2002a] I. Scott MacKenzie and William Soukoreff. A Model for Two-Thumb Text Entry. In *Proceedings of Graphics Interface 2002*, pages 117 – 124. Canadian Information Processing Society, 2002.
- [MacKenzie and Soukoreff, 2002b] I. Scott MacKenzie and William Soukoreff. Text Entry for Mobile Computing: Models and Methods, Theory and Practice. *Human-Computer Interaction*, 17(2&3):147 – 198, 2002.
- [MacKenzie and Zhang, 1999] I. Scott MacKenzie and Shawn X. Zhang. Design and Evaluation of a High-Performance Soft Keyboard. In *Proceedings of CHI '99*, pages 25 – 31. ACM Press, 1999.
- [MacKenzie *et al.*, 1994] I. S. MacKenzie, R. Blair Nonnecke, J. Craig McQueen, Stan Riddersma, and Malcolm Meltz. A Comparison of Three Methods of Character Entry on Pen-based Computers. In *Proceedings of the Human Factors and Ergonomics Society 38th Annual Meeting*, pages 330 – 334. Human Factors Society, 1994.
- [MacKenzie *et al.*, 1999] I. Scott MacKenzie, Shawn X. Zhang, and William Soukoreff. Text Entry Using Soft Keyboards. *Behaviour and Information Technology*, 18:235 – 244, 1999.
- [MacKenzie *et al.*, 2001] I. S. MacKenzie, H. Kober, T. Jones, and E. Skepner. LetterWise: Prefix-Based Disambiguation for Mobile Text Input. *UIST 2001, ACM Symposium on User Interface and Software Technology, CHI Letters*, 3(2):111 – 120, 2001.
- [MacKenzie, 1992] I. Scott MacKenzie. Fitts' Law as a Research and Design Tool in Human-Computer Interaction. *Human-Computer Interaction*, 7:91 – 139, 1992.
- [MacKenzie, 2002a] I. Scott MacKenzie. Introduction to this Special Issue on Text Entry for Mobile Computing. *Human-Computer Interaction*, 17(2&3):141 – 145, 2002.
- [MacKenzie, 2002b] I. Scott MacKenzie. KSPC (Keystrokes per Character) as a Characteristic of Text Entry Techniques. In *Proceedings of the Fourth International Symposium on Human Computer Interaction with Mobile Devices*, pages 195 – 210. Springer Verlag, 2002.

- [MacKenzie, 2002c] I. Scott MacKenzie. Mobile Text Entry Using Three Keys. In *Proceedings of the Second Nordic Conference on Human-Computer Interaction*, pages 27 – 34. ACM Press, 2002.
- [MacKenzie, 2003] I. Scott MacKenzie. Motor Behavior Models for Human-Computer Interaction. In John M. Carroll, editor, *HCI Models, Theories, and Frameworks*, pages 27 – 54. Morgan Kaufmann, 2003.
- [Mankoff and Abowd, 1998] Jennifer Mankoff and Gregory D. Abowd. Cirrin: A Word-level Unistroke Keyboard for Pen Input. In *Proceedings of UIST '98*, pages 213 – 214. ACM Press, 1998.
- [Mankoff *et al.*, 2000] Jennifer Mankoff, Scott E. Hudson, and Gregory D. Abowd. Providing Integrated Toolkit-Level Support for Ambiguity in Recognition-Based Interfaces. *CHI 2000, ACM Conference on Human Factors in Computing Systems, CHI Letters*, 2(1):368 – 375, 2000.
- [Masui, 1998a] Toshiyuki Masui. An Efficient Text Input Method for Pen-based Computers. In *Proceedings of CHI '98*, pages 328 – 335. ACM Press, 1998.
- [Masui, 1998b] Toshiyuki Masui. Integrating Pen Operations for Composition by Example. In *Proceedings of UIST '98*, pages 211 – 212. ACM Press, 1998.
- [Masui, 1999] Toshiyuki Masui. POBox: An Efficient Text Input Method for Handheld and Ubiquitous Computers. In *Proceedings of Handheld and Ubiquitous Computing: First International symposium, HUC '99, Lecture Notes in Computer Science 1707*, pages 289 – 300. Springer Verlag, 1999.
- [Matias *et al.*, 1993] Edgar Matias, I. Scott MacKenzie, and William Buxton. Half-QWERTY: A One-handed Keyboard Facilitating Skill Transfer From QWERTY. In *Proceedings of the INTERCHI '93*, pages 88 – 94. ACM Press, 1993.
- [Matias *et al.*, 1996] Edgar Matias, I. Scott MacKenzie, and William Buxton. One-Handed Typing with a QWERTY Keyboard. *Human-Computer Interaction*, 11:1 – 27, 1996.
- [McQueen *et al.*, 1994] C. McQueen, I. S. MacKenzie, B. Nonnecke, and S. Riddersma. A Comparison of Four Methods of Numeric Entry on Pen-based Computers. In *Proceedings of Graphics Interface '94*, pages 75 – 82. Canadian Information Processing Society, 1994.
- [McQueen *et al.*, 1995] J. Craig McQueen, I. Scott MacKenzie, and Shawn X. Zhang. An Extended Study of Numeric Entry on Pen-based Computers. In *Proceedings of Graphics Interface '95*, pages 215 – 222. Canadian Information Processing Society, 1995.
- [Motorola, 2003] iTap, 2003.  
<http://www.motorola.com/lexicus/html/itap.html>.

- [Nielsen and Levy, 1994] Jakob Nielsen and Jonathan Levy. Measuring Usability: Preference vs. Performance. *Communications of the ACM*, 37(4):66 – 75, 1994.
- [Norman, 1991] Kent L. Norman. *The Psychology of Menu Selection: Designing Cognitive Control at the Human-Computer Interface*. Ablex Publishing, 1991.
- [Noyes, 1983a] J. Noyes. Chord Keyboards. *Applied Ergonomics*, 14:55 – 59, 1983.
- [Noyes, 1983b] Jan Noyes. The QWERTY Keyboard: a review. *International Journal on Man-Machine Studies*, 18:265 – 281, 1983.
- [Partridge *et al.*, 2002] Kurt Partridge, Saureav Chatterjee, Vibha Sazawal, Gaetano Boriello, and Roy Want. TiltType: Accelerometer-Supported Text Entry for Very Small Devices. *UIST 2002, ACM Symposium on User Interface and Software Technology, CHI Letters*, 4(2):201 – 204, 2002.
- [Pavlovych and Stuerzlinger, 2003] Andriy Pavlovych and Wolfgang Stuerzlinger. Less-Tap: A Fast and Easy-to-learn Text Input Technique for Phones. In *Proceedings Graphics Interface 2003*, pages 319 – 326. Canadian Information Processing Society, 2003.
- [Perlin, 1998] Ken Perlin. QuikWriting: Continuous Stylus-Based Text Entry. In *Proceedings of UIST '98*, pages 215 – 216. ACM Press, 1998.
- [Plamondon and Srihari, 2000] Réjean Plamondon and Sargur N. Srihari. On-Line and Off-Line Handwriting Recognition: A Comprehensive Survey. *IEEE Transactions on Pattern Analysis and Machine Intelligence*, 22(1):63 – 84, 2000.
- [Potosnak, 1988] K. M. Potosnak. Keys and Keyboards. In M. Helander, editor, *Handbook of Human-Computer Interaction*, pages 475 – 494. North-Holland, Amsterdam, 1988.
- [Rau and Skiena, 1994] Harald Rau and Stevens S. Skiena. Dialing for Documents: an Experiment in Information Theory. In *Proceedings of ACM UIST '94*, pages 147 – 155. ACM Press, 1994.
- [Roeber *et al.*, 2003] Helena Roeber, John Bacus, and Carlo Tomasi. Typing in thin air: The Canesta Projection Keyboard - a New Method of Interaction with Electronic Devices. In *CHI 2003 Extended abstracts*, pages 712 – 713. ACM Press, 2003.
- [Sacher, 1998] Heiko Sacher. Interactions in Chinese: Designing Interfaces for Asian Languages. *Interactions*, 5(5):28 – 38, 1998.
- [Sandnes *et al.*, 2003] Frode Eika Sandnes, Alexander Arvei, Haarvard Wiik Thorkildssen, and Johannes O. Bruverud. TriKey: Mobile Text-Entry Techniques for Three Keys, 2003. <http://www.iu.hio.no/~frodes/trikey>.

- [Scutliffe, 2000] Alistair Scutliffe. On the Effective Use and Reuse of HCI Knowledge. *ACM Transactions on Computer-Human Interaction (TOCHI)*, 7(2):197 – 221, 2000.
- [Sears *et al.*, 2001] Andrew Sears, Julie A. Jacko, Josey Chu, and Francisco Moro. The Role of Visual Search in the Design of Effective Soft Keyboards. *Behaviour & Information Technology*, 20(3):159–166, 2001.
- [Senseboard, 2003] Senseboard, 2003. <http://www.senseboard.com>.
- [Shandbhag *et al.*, 2002] Shrinath Shandbhag, Durgesh Rao, and R. K. Joshi. An Intelligent Multi-Layered Input Scheme for Phonetic Scripts. In *Proceedings of the 2nd International Symposium on Smart Graphics*, pages 35 – 38. ACM Press, 2002.
- [Shannon and Weaver, 1949] C. E. Shannon and W. Weaver. *The Mathematical Theory of Communications*. Univeristy of Illinois Press, 1949.
- [Shen *et al.*, 2002] Mowei Shen, Rong Tao, and Ying Liu. Visual Search and Selection Performance of Pull-down Menu: An Eye-tracking Research. In *Proceedings of the 5th Asia-Pacific Conference on Human-Computer Interaction (APCHI2002)*, pages 131 – 140. Science Press, Beijing, China, 2002.
- [Silfverberg *et al.*, 2000] Mika Silfverberg, I. Scott MacKenzie, and Panu Korhonen. Predicting Text Entry Speeds on Mobile Phones. *CHI 2000, ACM Conference on Human Factors in Computing Systems, CHI Letters*, 2(1):9 – 16, 2000.
- [Soukoreff and MacKenzie, 1995] William Soukoreff and I. Scott MacKenzie. Theoretical Upper and Lower Bounds on Typing Speed Using a Stylus and Soft Keyboard. *Behaviour & Information Technology*, 14:370 – 379, 1995.
- [Soukoreff and MacKenzie, 2002] R. William Soukoreff and I. Scott MacKenzie. Using fitts' law to model key repeat time in text entry models, 2002. Poster presented at Graphics Interface 2002, available at <http://www.yorku.ca/mack/gi02-poster.html>.
- [Steinherz *et al.*, 1999] Tal Steinherz, Ehud Rivlin, and Nathan Intrator. Offline Cursive Script Word Recognition - a Survey. *International Journal on Document Analysis and Recognition*, 2:90 – 110, 1999.
- [Tappert *et al.*, 1990] Charles C. Tappert, Ching Y. Sue, and Toru Wakahara. The State of the Art in On-Line Handwriting Recognition. *IEEE Transactions on Pattern Analysis and Machine Intelligence*, 12(8):787 – 808, 1990.
- [Textware Solutions, 2002] Dom Perignon III Speed Contest, 2002. <http://www.fitaly.com/domperignon/domperignono3.htm>.

- [Textware Solutions, 2003] The Fitaly keyboard, 2003.  
<http://www.fitaly.com/fitaly/fitaly.htm>.
- [Venolia and Neiberg, 1994] Dan Venolia and Forrest Neiberg. T-Cube: a Fast, Self-Disclosing Pen-based Alphabet. In *Proceedings of CHI '94*, pages 265 – 270. ACM Press, 1994.
- [Vinciarelli, 2002] Alessandro Vinciarelli. A Survey on Off-line Cursive Word Recognition. *Pattern Recognition*, 35:1433 – 1446, 2002.
- [Wang *et al.*, 2003] Jingtao Wang, Shumin Zhai, and Hui Su. Chinese Input with Keyboard and Eye-tracking: an Anatomical Study. *CHI Letters: ACM Conference on Human Factors in Computing Systems, CHI 2001*, 3(1):349 – 356, 2003.
- [Ward *et al.*, 2000] David J. Ward, Alan F. Blackwell, and David J.C.MacKay. Dasher - a Data Entry Interface Using Continuous Gestures and Language Models. *UIST 2000, ACM Symposium on User Interface and Software Technology, CHI Letters*, 2(2):129 – 137, 2000.
- [Ward, 2001] David J. Ward. *Adaptive Computer Interfaces*. PhD thesis, University of Cambridge, 2001.
- [Wigdor and Balakrishnan, 2003] Daniel Wigdor and Ravin Balakrishnan. TiltText: Using Tilt for Text Input to Mobile Phones. *UIST 2003, ACM Symposium on User Interface and Software Technology, CHI Letters*, 5(2):81 – 90, 2003.
- [Wigdor and Balakrishnan, 2004] Daniel Wigdor and Ravin Balakrishnan. A Comparison of Consecutive and Concurrent Input Text Entry Techniques for Mobile Phones. *CHI 2004, ACM Conference on Human Factors in Computing Systems, CHI Letters*, 6(1), 2004. (in press).
- [Wobbrock *et al.*, 2003] Jacob. O. Wobbrock, Brad A. Myers, and J. A. Kembel. EdgeWrite: A Stylus-Based Text Entry Method Designed for High Accuracy and Stability of Motion. *UIST 2003, ACM Symposium on User Interface Software and Technology, CHI Letters*, 5(2):61 – 70, 2003.
- [Wolpaw *et al.*, 2002] Jonathan R. Wolpaw, Niels Birbaumer, Dennis J. McFarland, Gert Pfurtscheller, and Theresa M. Vaughan. Brain-Computer Interfaces for Communication and Control. *Clinical Neuropsychology*, 113:767 – 791, 2002.
- [Woolley, 1963] Leonard Woolley. *The Beginnings of Civilization*. History of Mankind: Cultural and Scientific Development. UNESCO, 1963.
- [Zagler, 2002] Wolfgang L. Zagler. Matching Typing Persons and Intelligent Interfaces: Introduction to the Special Thematic Session. In K. Miesenberger, J. Klaus, and Wolfgang Zagler, editors, *Lecture Notes In Computer Science 2398: ICCHP 2002*, pages 241 – 242. Springer Verlag, 2002.

- [Zhai and Kristensson, 2003] Shumin Zhai and Per-Ola Kristensson. Shorthand Writing on Stylus Keyboard. *CHI 2003, ACM Conference on Human Factors in Computing Systems, CHI Letters*, 5(1):97 – 104, 2003.
- [Zhai *et al.*, 2002a] Shumin Zhai, Michael Hunter, and Barton A. Smith. Performance Optimization of Virtual Keyboards. *Human-Computer Interaction*, 17(2&3):229 – 269, 2002.
- [Zhai *et al.*, 2002b] Shumin Zhai, Allison Sue, and Johnny Accot. Movement Model, Hits Distribution and Learning in Virtual Keyboarding. *CHI 2002, ACM Conference on Human Factors in Computing Systems, CHI Letters*, 4(1):17 – 24, 2002.
- [Zhai, 2003] Shumin Zhai. Evaluation is the Worst Form of HCI Research Except All those Other Forms that Have Been Tried, 2003. <http://www.almaden.ibm.com/u/zhai/papers/EvaluationDemocracy.htm>.
- [Zhang, 1998] Shawn X. Zhang. A High Performance Soft Keyboard for Mobile Systems. Master's thesis, University of Guelph, Canada, 1998.
- [Zi Corporation, 2003] Text Input, 2003. <http://www.zicorp.com/texinputhome.htm>.

# Appendix A

## Paper I

Poika Isokoski and Roope Raisamo, Device Independent Text Input: A Rationale and an Example. *Proceedings of the International Working Conference on Advanced Visual Interfaces (AVI2000)*, ACM Press, 2000, 76-83.

©ACM, 2000. This is a minor revision reprinted with permission.

Official copy available at:

<http://doi.acm.org/10.1145/345513.345262>

(requires access to the ACM digital library)

Unofficial copy available at:

<http://www.cs.uta.fi/~poika/publications.html>

# Appendix B

## Paper II

Poika Isokoski and Mika Käki, Comparison of Two Touchpad-based Methods for Numeric Entry. *CHI 2002, Human Factors in Computing Systems, CHI Letters*, 4(1), ACM Press, 2002, 25-32.

©ACM, 2002. Reprinted with permission.

Official copy available at:

<http://doi.acm.org/10.1145/503376.503382>

(requires access to the ACM digital library)

Unofficial copy available at:

<http://www.cs.uta.fi/~poika/publications.html>



# Appendix C

## Paper III

Poika Isokoski and Roope Raisamo, *Evaluation of a Multi-Device Extension of Quikwriting*. Report A-2003-5, Department of Computer Sciences, University of Tampere, Finland, 2003.

Unofficial copy available at:

<http://www.cs.uta.fi/~poika/publications.html>

# Appendix D

## Paper IV

Poika Isokoski, Performance of Menu-augmented Soft Keyboards. *CHI 2004, Human Factors in Computing Systems, CHI Letters*, 6(1), ACM Press, 2004, (in press).

©ACM, 2004. Reprinted with permission.

Official copy available at:

<http://www.acm.org/dl>

(requires access to the ACM digital library)

Unofficial copy available at:

<http://www.cs.uta.fi/~poika/publications.html>

# Appendix E

## Paper V

Poika Isokoski, Model for Unistroke Writing Time. *CHI 2001, Human Factors in Computing Systems, CHI Letters*, 3(1), ACM Press, 2001, 357-364.

Copyright ACM, 2001. Reprinted with permission.

Official copy available at:

<http://doi.acm.org/10.1145/365024.365299>

(requires access to the ACM digital library)

Unofficial copy available at:

<http://www.cs.uta.fi/~poika/publications.html>

# Appendix F

## Paper VI

Poika Isokoski and Scott MacKenzie, Combined Model for Text Entry Rate Development. *CHI 2003 Extended Abstracts*, ACM Press, 2003, 752 - 753.

Official copy available at:

<http://doi.acm.org/10.1145/765891.765970>

(requires access to the ACM digital library)

Unofficial copy available at:

<http://www.cs.uta.fi/~poika/publications.html>

# Appendix G

## Paper VII

Poika Isokoski and Roope Raisamo, Architecture for Personal Text Entry Methods. In Morten Borup Harning and Jean Vanderdonckt (editors), *Closing the Gaps: Software Engineering and Human- Computer Interaction*, IFIP, 2003, 1-8.

Official copy available at:

<http://www.se-hci.org/bridging/interact/proceedings.html>

Unofficial copy available at:

<http://www.cs.uta.fi/~poika/publications.html>