

Superfluid weight and Berezinskii-Kosterlitz-Thouless transition temperature of twisted bilayer graphene

A. Julku,¹ T. J. Peltonen,² L. Liang,^{1,3} T. T. Heikkilä,^{2,*} and P. Törmä^{1,†}

¹*Department of Applied Physics, Aalto University, P.O. Box 15100, 00076 Aalto, Finland*

²*Department of Physics and Nanoscience Center, University of Jyväskylä, P.O. Box 35 (YFL), FI-40014, Finland*

³*Computational Physics Laboratory, Physics Unit, Faculty of Engineering and Natural Sciences, Tampere University, P.O. Box 692, FI-33014 Tampere, Finland*



(Received 17 June 2019; revised manuscript received 20 November 2019; accepted 3 January 2020; published 24 February 2020)

We study superconductivity of twisted bilayer graphene with local and nonlocal attractive interactions. We obtain the superfluid weight and Berezinskii-Kosterlitz-Thouless (BKT) transition temperature for microscopic tight-binding and low-energy continuum models. We predict qualitative differences between local and nonlocal interaction schemes which could be distinguished experimentally. In the flat-band limit where the pair potential exceeds the band width we show that the superfluid weight and BKT temperature are determined by multiband processes and quantum geometry of the band.

DOI: [10.1103/PhysRevB.101.060505](https://doi.org/10.1103/PhysRevB.101.060505)

Recent experimental discoveries of superconductivity in bilayer graphene twisted close to a “magic angle” θ^* [1–3] call for a reconsideration of traditional theories of superconductivity [4,5], in particular because the superconductivity occurs in a regime where the noninteracting electronic states form an asymptotically flat (dispersionless) band [6–17]. As the system is two-dimensional, the transition to superconductivity is bound to occur at the Berezinskii-Kosterlitz-Thouless (BKT) temperature T_{BKT} [18–20] which can be determined from $k_B T_{\text{BKT}} = \frac{\pi}{8} \sqrt{\det[D^s(T_{\text{BKT}})]}$ [21,22]. Here D^s is the superfluid weight that yields the size of the supercurrent for a given phase gradient of the order parameter. In conventional theory of superconductivity [23], D^s is proportional to the group velocity of electronic bands around the Fermi level. Thus $D^s = 0$ for a flat band, and superconductivity in twisted bilayer graphene (TBG) appears puzzling. One might argue it to be due to the bands not being perfectly flat; however, we show here that a more likely explanation goes beyond the conventional theory. Here we calculate T_{BKT} for TBG as a function of the superconducting order parameter and filling. We use two models of TBG including both the flat and a number of dispersive bands and show that superconductivity in the flat-band regime has essentially a quantum geometric origin.

Recently, it was found that D^s has, in addition to the conventional contribution proportional to group velocity, a geometric contribution arising from multiband processes [24–28]. In a flat-band limit the geometric contribution dominates and is bounded from below by the band Berry curvature [27] and Chern number [24] [see also the discussion in the Supplemental Material (SM) [29] and Ref. [30] therein]. Here we show

that the geometric contribution dominates D^s and T_{BKT} in the flat-band regime of TBG. Importantly, we show that including only the few flat bands is *not* sufficient but one needs also a number of dispersive bands to correctly predict the geometric contribution. Therefore, approximate models of TBG such as those with only flat bands, as used for deriving upper [31] and lower [32] bounds of the superfluid weight and in many other works [33–45], may not be suited for quantitative predictions of TBG superconductivity. Moreover, we predict that, in the flat-band regime, local (*s*-wave) and nonlocal interactions yield distinct behavior, namely, an *anisotropic superfluid weight* in the latter case. We propose a four-terminal radio frequency spectroscopy experiment that can detect the possible anisotropy and thus distinguish between the two pairing mechanisms.

An outstanding problem in describing the TBG physics theoretically [33–44,46–62] is the fact that the unit cell of the moiré superlattice with twist angles close to θ^* contains a large amount of carbon atoms [Fig. 1(a)], and therefore TBG theory should take a stand on how to describe the interlayer couplings within this unit cell. Here we use and compare with each other two of the previously used approximation procedures: (1) the *renormalized moiré* (RM) approach [56,63], where we scale some coupling energies by a suitable scaling factor to find the flat bands at a higher θ , resulting in a smaller unit cell, and (2) the *Dirac point approximation* (DP) [11,51,64], where we make a low-energy approximation near the graphene Dirac points by linearizing the intralayer Hamiltonians and using a cutoff in the superlattice Fourier space. Both of these approaches go beyond those often used in TBG literature, either based on a single-parameter coupling model, or a vastly reduced four-band model [31,32,65–67].

Theoretical models. In the renormalized moiré lattice method (RM), we deploy the Fermi-Hubbard Hamiltonian as [29] $H = H_{\text{kin}} - \mu N + H_{\text{int}}$, where $H_{\text{kin}} = \sum_{i\alpha j\beta\sigma} t_{i\alpha j\beta} c_{i\alpha\sigma}^\dagger c_{j\beta\sigma}$ is the kinetic term, N is the total particle number operator, and H_{int} is the effective

*tero.t.heikkila@jyu.fi

†paivi.torma@aalto.fi

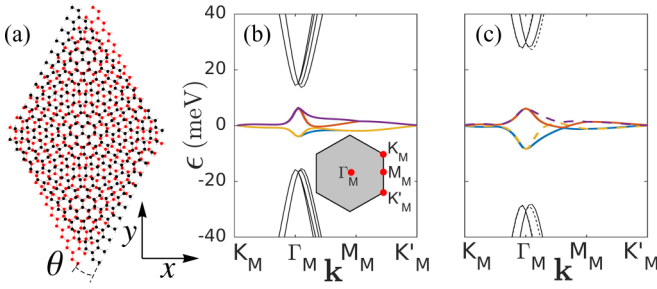


FIG. 1. (a) The moiré superlattice of TBG depicted with a twist angle θ and the choice of the x and y axes. (b), (c) Single-particle energy band structures of the RM and DP methods, respectively, plotted within the moiré Brillouin zone along the path connecting the high symmetry points shown in the inset of (b). In the DP model (c) the bands coming from the valley \mathbf{K} (\mathbf{K}') are drawn as solid (dashed) lines.

attractive interaction described below. Here $c_{i\alpha\sigma}$ annihilates a fermion in the α th lattice site of the i th moiré superlattice unit cell with spin $\sigma \in \{\uparrow, \downarrow\}$, μ is the chemical potential, and the hopping $t_{i\alpha j\beta}$ includes both the intra- and interlayer terms.

Since the type of the interaction is not currently known, we consider two different singlet pairing potentials, namely, the local pairing $H_{\text{int}} = J \sum_{i\alpha} c_{i\alpha\uparrow}^\dagger c_{i\alpha\downarrow}^\dagger c_{i\alpha\downarrow} c_{i\alpha\uparrow} \equiv H_{\text{loc}}$ and the nearest-neighbor (NN) pairing $H_{\text{int}} = \frac{J}{2} \sum_{\langle i\alpha j\beta \rangle} h_{i\alpha j\beta}^\dagger h_{i\alpha j\beta} \equiv H_{\text{RVB}}$, where $h_{i\alpha j\beta} = (c_{i\alpha\uparrow} c_{j\beta\downarrow} - c_{i\alpha\downarrow} c_{j\beta\uparrow})$ and $J < 0$ is the interaction strength. The local interaction has been used to study s -wave superconductivity, mediated by electron-phonon interaction, both in graphene [68–71] and in TBG [51,52]. The nonlocal, called resonance valence bond (RVB) interaction [72,73], has also been used both in the case of monolayer graphene [74–78] (see also SM [29] and Refs. [79–81] therein) and TBG [56]. We keep only the pairing channels by applying mean-field theory to approximate $H_{\text{loc}} \approx \Delta_{i\alpha} c_{i\alpha\uparrow}^\dagger c_{i\alpha\downarrow}^\dagger + \text{H.c.}$ and $H_{\text{RVB}} \approx \Delta_{i\alpha j\beta} h_{i\alpha j\beta}^\dagger + \text{H.c.}$, where $\Delta_{i\alpha} = J \langle c_{i\alpha\downarrow} c_{i\alpha\uparrow} \rangle$ and $\Delta_{i\alpha j\beta} = \frac{J}{2} \langle h_{i\alpha j\beta} \rangle$ are the superfluid order parameters, respectively.

To reduce the number of lattice sites M within a moiré unit cell (around 12 000 for twist angle $\theta \sim 1^\circ$), we apply a rescaling trick [56,63] under which the Fermi velocity of a monolayer graphene and the moiré periodicity remain invariant but θ becomes larger and thus reduces M . In our computations we use the rescaling such that $M = 676$ and the rescaled angle is $\theta' = 4.41^\circ$ [29] which reproduces the four narrow bands of the bandwidth of 10 meV found experimentally with $\theta \sim 1^\circ$ [see Fig. 1(b)].

In the Dirac point continuum method (DP) we employ the low-energy [11,29,51] Dirac point approximation for the two graphene layers as $H_{\text{kin}}^1 = \sum_{\sigma\rho\mathbf{k}\mathbf{G}} c_{\sigma\rho,1}^\dagger(\mathbf{k} + \mathbf{G})\hbar v_F \boldsymbol{\sigma} \cdot (\mathbf{k} + \mathbf{G}) c_{\sigma\rho,1}(\mathbf{k} + \mathbf{G})$ and $H_{\text{kin}}^2 = \sum_{\sigma\rho\mathbf{k}\mathbf{G}} c_{\sigma\rho,2}^\dagger(\mathbf{k} + \mathbf{G})\hbar v_F \boldsymbol{\sigma}_\theta \cdot (\mathbf{k} + \mathbf{G}) c_{\sigma\rho,2}(\mathbf{k} + \mathbf{G})$ and couple the layers by $H_{\text{kin}}^\perp = \sum_{\sigma\rho\mathbf{k}\mathbf{G}\mathbf{G}'} c_{\sigma\rho,1}^\dagger(\mathbf{k} + \mathbf{G} + \rho \frac{\Delta\mathbf{K}}{2}) t_\perp^\rho(\mathbf{G} - \mathbf{G}') c_{\sigma\rho,2}(\mathbf{k} + \mathbf{G}' - \rho \frac{\Delta\mathbf{K}}{2}) + \text{H.c.}$ Here $c_{\sigma\rho,l}(\mathbf{k}) = [c_{\sigma\rho,lA}(\mathbf{k}), c_{\sigma\rho,lB}(\mathbf{k})]^\top$ in the sublattice space, where $c_{\sigma\rho,lS}(\mathbf{k})$ is the annihilation operator for spin σ , valley $\rho \in \{+, -\}$, layer l , sublattice s , and wave vector \mathbf{k} , $\boldsymbol{\sigma}^\rho = (\rho\sigma_x, \sigma_y)$ is a vector of Pauli matrices in the

sublattice space, $\boldsymbol{\sigma}_\theta^\rho = R(\theta)\boldsymbol{\sigma}^\rho$ is the θ -rotated version of it, $t_\perp^\rho(\mathbf{G})$ is the Fourier component [82] of a Slater-Koster [83] parametrized interlayer potential (times an exponential factor), $\Delta\mathbf{K} = R(\theta)\mathbf{K} - \mathbf{K}$ is the difference vector from the graphene \mathbf{K} point to its rotated counterpart, and v_F is the graphene Fermi velocity. The \mathbf{k} sum is over the the moiré Brillouin zone and the \mathbf{G}, \mathbf{G}' sums are over the (truncated) reciprocal superlattice.

We then write the total Hamiltonian as $H = H_{\text{kin}}^1 + H_{\text{kin}}^2 + H_{\text{kin}}^\perp - \mu N + H_{\text{int}}$, where N is the total particle number operator. To describe the superconducting state with a local pairing interaction λ we use $H_{\text{int}} = \lambda \sum_{ls} \int dr \mathbf{r} \psi_{\uparrow\rho,ls}^\dagger(\mathbf{r}) \psi_{\downarrow\bar{\rho},ls}^\dagger(\mathbf{r}) \psi_{\downarrow\bar{\rho},ls}(\mathbf{r}) \psi_{\uparrow\rho,ls}(\mathbf{r})$, which is treated in the mean-field level [29]. Here $\bar{\rho}$ is the opposite valley of ρ and $\psi_{\sigma\rho,ls}(\mathbf{r})$ is the continuum electron field operator.

Order parameters, superfluid weight, and pairing symmetry. In experiments [1–3] superconducting (SC) and correlated insulating states have been observed with the magic angle twist such that insulating states emerge for the flat-band fillings $\nu \in \{0, \pm 1, \pm 2, \pm 3\}$ and SC states surround the insulating states close to $\nu \in \{0, \pm 1, \pm 2\}$ with the SC phase near $\nu = -2$ being observed at temperature as high as ~ 3 K [2,3]. Here ν is the electron density per moiré unit cell so that the charge neutrality point (CNP) corresponds to $\nu = 0$ and narrow bands are empty (full) when $\nu = -4$ ($\nu = 4$).

To determine the superfluid weight D^s , we first solve order parameters from the BCS gap equations [29]. In Figs. 2(a) and 2(b) we show the spatial profiles for the local and RVB interactions computed with the RM method at $\nu \approx -2$. Here J is chosen such that the maximum value of the order parameter is $\max |\Delta| \approx 3.4$ meV. From Figs. 2(c) and 2(d) we see $\max |\Delta|$ depending almost linearly on the interaction constant, which is typical for generic flat-band systems [4,5,24,25,51]. From the obtained order parameter values one can compute D^s . For easier comparison between the RM and DP models, below we use $\max |\Delta|$ as a “parameter.” For clarity, note that the used interaction strengths are much larger than the actual energy gap $\max |\Delta|$, and they are of the order of the energy separation to the dispersive bands [see Figs. 2(c) and 2(d)].

To obtain D^s we use linear response theory. In the mean-field level [84,85] the zero-frequency, long-wavelength limit of the current-current response function $K_{\mu\nu}(\mathbf{q}, \omega)$ is D^s , i.e. $(\mu, \nu \in \{x, y\})$,

$$D_{\mu\nu}^s = \lim_{\mathbf{q} \rightarrow 0} [\lim_{\omega \rightarrow 0} K_{\mu\nu}(\mathbf{q}, \omega)]. \quad (1)$$

In Ref. [27] this was computed for a generic multiorbital lattice geometry with the local interaction. The details on how $D_{\mu\nu}^s$ is obtained for our different models are discussed in the SM [29].

In Fig. 2(e) we present D^s as a function of $\max |\Delta|$ at $\nu = -2$ for both local (obtained with RM and DP) and RVB interactions (only RM). Figures 2(a), 2(b), and 2(e) depict a striking distinction between the local and RVB pairing schemes related to the pairing symmetry and the resulting form of D^s . The local pairing, yielding an s -wave symmetry, conserves the underlying C_3 symmetry of the TBG lattice [Fig. 2(a)] and D^s is isotropic [29], i.e., $D_{xx}^s = D_{yy}^s$ and $D_{xy}^s = D_{yx}^s = 0$. By contrast, the RVB pairing with strong enough

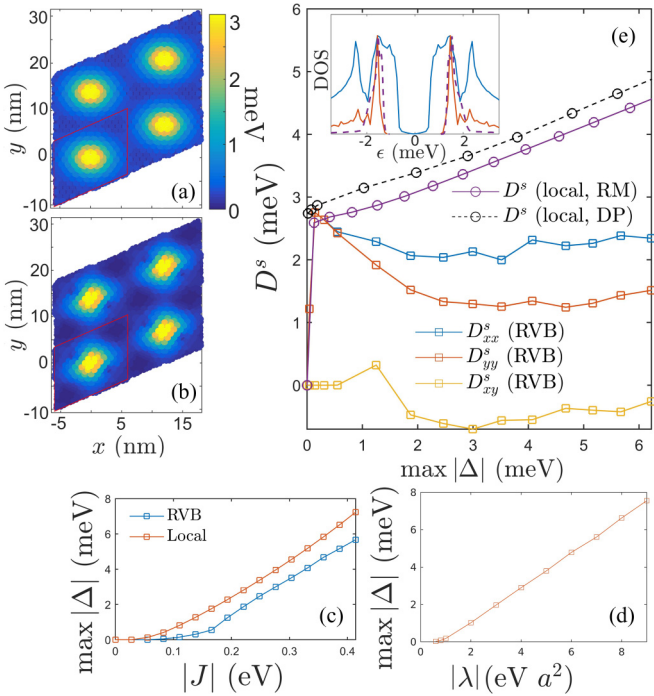


FIG. 2. (a), (b) Spatial profiles of the order parameter for local and RVB interaction schemes, respectively, computed with RM. The DP model for the local interaction yields a similar spatial distribution [51]. In the case of RVB, $\Delta_{i\alpha j\beta}$ are plotted at $\mathbf{r}_{i\alpha}$. Red parallelograms represent the moiré unit cell. The maximum order parameter in both cases is $\max |\Delta| \approx 3.4$ meV. (c), (d) $\max |\Delta|$ as a function of the interaction strength at $\nu \approx -2$ for the RM and DP methods, respectively. Here a is the graphene lattice constant. (e) Spatial components of D^s as a function of $\max |\Delta|$ at $\nu \approx -2$ for local and RVB pairing. For local interaction $D^s_{xx} = D^s_{yy} = D^s$. Inset of (e) shows the total density of states (DOS) for RVB (blue curve) and local interaction (red) at $\max |\Delta| \approx 3.4$ meV computed with RM. The dashed curve is the DOS for local interaction obtained with DP at $\max |\Delta| \approx 3.5$ meV. From the DOS we see the nematic phase being gapless, while the s -wave state is gapped. The RM results are evaluated at $T \approx 0.1$ K, whereas the DP results at $T = 0$.

interaction breaks the C_3 -rotational symmetry and yields a nematic pairing pattern in real space [Fig. 2(b)] which leads to an anisotropic response, i.e., $D^s_{xx} \neq D^s_{yy}$ and $D^s_{xy} = D^s_{yx} \neq 0$. The s wave is gapped, whereas the nematic phase has nodal points in the moiré Brillouin zone [see also the inset of Fig. 2(e)]. The anisotropic D^s results in an anisotropic kinetic inductance of TBG, and it can in principle be accessed via radio frequency impedance spectroscopy [86] in a Hall-like four-probe setup.

As seen from Fig. 2(e), D^s for the RVB interaction in the weak-coupling regime is still isotropic. This phase has the mixed $(d + id) + (p + ip)$ symmetry with a full energy gap, whereas the nematic phase of the flat-band regime is identified as a mixture of s -, p -, and d -wave components [56], with the d wave being the dominant symmetry. Our results for the pairing symmetry are in agreement with Ref. [56] and they differ from the topological $d + id$ symmetry predicted in many TBG studies [33,36,37,41,42,46,53,59,60,87] and also from other proposed symmetries which include s wave [50–52,55,57,59],

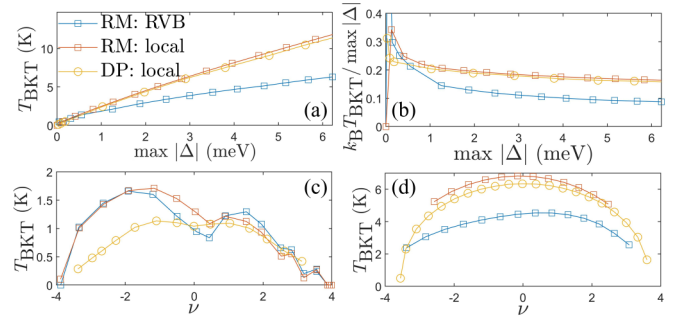


FIG. 3. (a), (b) T_{BKT} and $k_B T_{\text{BKT}} / \max |\Delta(T = 0)|$, respectively, as a function of $\max |\Delta(T = 0)|$ at $\nu \approx -2$. This result is almost independent of the filling [29]. (c), (d) T_{BKT} as a function of ν at $\max |\Delta| \approx 0.4$ meV and $\max |\Delta| \approx 3$ meV at CNP, respectively.

extended s wave [40,43,48,87], p wave [55,58], $p + ip$ wave [39], d wave [52,55,58], and f wave [38,41,42,55]. Apart from Ref. [56], nematic pairing has been predicted only in a few works [39,44,53,54,61,88].

BKT-transition temperature. By computing D^s , one can determine T_{BKT} . In Fig. 3(a) we show T_{BKT} as a function of $\max |\Delta|$. We can distinguish two qualitatively different regimes: In the weak-coupling limit the RVB and local interactions yield similar T_{BKT} , whereas for stronger interactions T_{BKT} depends on the pairing model. Moreover, around $\max |\Delta| \gtrsim 2$ meV the behavior of the T_{BKT} curves is almost linear, in accordance with previous studies [24,25] where D^s of a flat band with the local interaction was shown to depend linearly on the pairing strength. In our case the narrow bands are not exactly flat but slightly dispersive and thus their flat-band characteristics manifest only when the interaction strength is sufficiently large [51]. Because of this, we call the regime with $\max |\Delta| \gtrsim 2$ meV as the flat-band limit. In this regime the DP and RM results are in agreement, whereas for weak interactions the results differ due to different band structures.

The difference of the two interaction schemes is further highlighted in Fig. 3(b) which presents the ratio $k_B T_{\text{BKT}} / \max |\Delta(T = 0)|$. At the flat-band limit this ratio approaches a constant whose value depends on the pairing potential. In experiments one can measure T_{BKT} and in principle also deduce Δ [from the local density of states (LDOS)] and thus the ratio of these two quantities can be used to characterize the SC pairing observed in experiments.

In Figs. 3(c) and 3(d) we present T_{BKT} as a function of ν . The weak-coupling regime shows a dome-shaped structure of T_{BKT} which reaches its maxima near the half-fillings of the hole- and electron-doped regimes, similar to experiments [3]. In the RM model the hole-doped region is much stronger due to higher density of states at negative energies [see Fig. 1(b)], while the DP model exhibits approximate electron-hole symmetry. The strong asymmetry of the RM model is due to the applied rescaling approximation which amplifies the finite but small asymmetry of the unscaled model [29]. In the flat-band limit, the shape of the one-particle dispersions are, except for the pronounced particle-hole asymmetry of the RM model, completely dissolved.

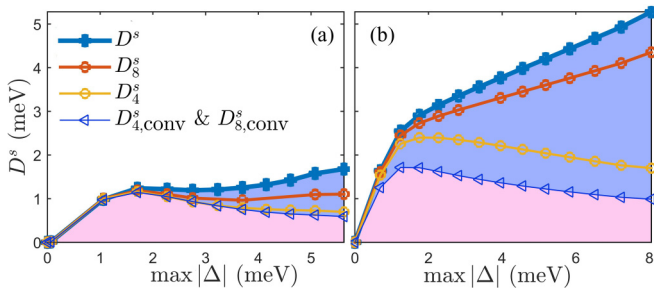


FIG. 4. Various superfluid components as a function of $\max |\Delta|$ at $\nu \approx -2$ and $T = 1.5$ K for the (a) RVB and (b) local interaction obtained from the RM model. Blue curve is D^s and blue (pink) area depicts D_{geom}^s (D_{conv}^s). Results for D^s and D_{conv}^s computed by considering only four and eight Bloch bands are also shown, labeled as D_4^s , D_8^s , and $D_{4/8,\text{conv}}^s$. We have numerically checked that $D_{\text{conv}}^s \approx D_{4,\text{conv}}^s$.

Geometric contribution. One can decompose D^s to conventional, D_{conv}^s , and geometric, D_{geom}^s , parts, so that $D^s = D_{\text{conv}}^s + D_{\text{geom}}^s$ [24,27,29]. The conventional term depends on the inverse of the effective mass of the Bloch bands and is thus a single-band contribution, whereas D_{geom}^s is a multiband effect depending on the overlap of the Bloch states and their momentum derivatives of the form $\langle \partial_{\mathbf{k}} n | m \rangle$, where $|m\rangle$ are the single-particle states of the m th Bloch band and $n \neq m$ [27], i.e., $D_{\text{geom}}^s = 0$ for a single-band system. For a strictly flat band, $D_{\text{conv}}^s = 0$ so its superconductivity is purely a multiband process characterized by a finite D_{geom}^s . This raises an intriguing question related to the TBG system: How much do the interband terms between dispersive and narrow bands affect D^s via D_{geom}^s ?

We study this question in Fig. 4 for RVB [Fig. 4(a)] and local [Fig. 4(b)] pairing by presenting the total D^s and its components. We further show results obtained by taking into account [29] either only the four flat bands or the eight lowest (four flat, four dispersive) bands labeled as D_4^s and D_8^s , respectively. In both pairing cases the contribution coming from the four flat bands only is relatively small for larger interactions. The contribution of eight bands is larger due to a larger D_{geom}^s , which is caused by the interband terms between dispersive and flat bands as the terms between the dispersive bands only are negligible. The slight dispersion of the narrow bands results in a finite D_{conv}^s . Note that $D_{\text{conv}}^s \approx D_{4,\text{conv}}^s$, i.e., $D^s - D_{4,\text{conv}}^s$ gives the total D_{geom}^s . From Fig. 4 we see that, at $\max |\Delta| \sim 1 \dots 2$ meV, i.e., when the system enters the flat-band regime, D_{geom}^s surpasses D_{conv}^s for local pairing and becomes significant in the RVB case. An important implication of Fig. 4 is the importance of the dispersive bands when computing D^s and the insufficiency of four-band models even if the pairing occurs predominantly within the four narrow

bands. Also for a noninteracting system, higher bands have been argued to be necessary, but for different (symmetry) reasons [89].

Discussion. Our work shows that TBG is characterized by two distinct superconducting regimes. When Δ is much smaller than the flat-band bandwidth, the superfluid weight D^s and the BKT transition temperature T_{BKT} are well described by conventional theory of superconductivity. On the other hand, in this weak-coupling regime the results are somewhat different for the RM and DP models. This is consistent with the low-energy dispersion in TBG being very sensitive to the details of the model used [90]. In the flat-band regime where Δ is larger than the width of the significant density of states in the flat bands, a major contribution to the superfluid weight D^s originates from the geometric properties of the bands. The geometric contribution D_{geom}^s is proportional to the quantum metric [24] whose importance in physics has been recently emerging [24–28,91–104]. Moreover, in the flat-band regime, both D^s and T_{BKT} depend sensitively on the pairing mechanism, but not strongly on the employed microscopic model. In particular, for a non-local RVB interaction D^s becomes anisotropic, which could be seen in four-terminal radio frequency spectroscopy experiments to reveal information about the pairing mechanism more directly than the LDOS measurements of [105–107].

Within both of our models, at θ^* the crossover between the two regimes takes place for $\Delta = 1 \dots 2$ meV, implying $T_{\text{BKT}} \approx 1.5 \dots 3$ K. This is also the ballpark of the experimentally accessed critical temperatures [2,3]. Thus the geometric contribution of the superfluid weight and the dependence on the pairing mechanism should be relevant for current experiments. An interesting future direction of research is to include other interaction channels than pairing and explore the insulating states observed in TBG [2,3,108]. Based on our results, one can anticipate that quantum geometry and multiband processes are important in superconductivity and correlated states of other twisted multilayer materials [42,109–122].

Note added. Recently, a related work [123] appeared at the arXiv preprint server.

Acknowledgments. We thank R. Ojajärvi for discussions. This work was supported by the Academy of Finland under Projects No. 303351, No. 307419, No. 317118, and No. 318987, and by the European Research Council (ERC-2013-AdG-340748-CODE). L.L. acknowledges the Aalto Centre for Quantum Engineering for support. A.J. acknowledges support from the Vilho, Yrjö, and Kalle Väisälä Foundation. Computing resources were provided by Triton cluster at Aalto University. We acknowledge grants of computer capacity from the Finnish Grid and Cloud Infrastructure (persistent identifier urn:nbn:fi:research-infras-2016072533).

[1] Y. Cao, V. Fatemi, S. Fang, K. Watanabe, T. Taniguchi, E. Kaxiras, and P. Jarillo-Herrero, *Nature (London)* **556**, 43 (2018).

[2] M. Yankowitz, S. Chen, H. Polshyn, Y. Zhang, K. Watanabe, T. Taniguchi, D. Graf, A. F. Young, and C. R. Dean, *Science* **363**, 1059 (2019).

- [3] X. Lu, P. Stepanov, W. Yang, M. Xie, M. A. Aamir, I. Das, C. Urgell, K. Watanabe, T. Taniguchi, G. Zhang, A. Bachtold, A. H. MacDonald, and D. K. Efetov, *Nature (London)* **574**, 653 (2019).
- [4] N. B. Kopnin, T. T. Heikkilä, and G. E. Volovik, *Phys. Rev. B* **83**, 220503(R) (2011).
- [5] R. Ojajärvi, T. Hyart, M. A. Silaev, and T. T. Heikkilä, *Phys. Rev. B* **98**, 054515 (2018).
- [6] G. Li, A. Luican, J. M. B. Lopes dos Santos, A. H. Castro Neto, A. Reina, J. Kong, and E. Y. Andrei, *Nat. Phys.* **6**, 109 (2010).
- [7] R. Bistritzer and A. H. MacDonald, *Proc. Natl. Acad. Sci. USA* **108**, 12233 (2011).
- [8] S. Shallcross, S. Sharma, E. Kandelaki, and O. A. Pankratov, *Phys. Rev. B* **81**, 165105 (2010).
- [9] E. Suárez Morell, J. D. Correa, P. Vargas, M. Pacheco, and Z. Barticevic, *Phys. Rev. B* **82**, 121407(R) (2010).
- [10] I. Brihuega, P. Mallet, H. González-Herrero, G. Trambly de Laissardière, M. M. Ugeda, L. Magaud, J. M. Gómez-Rodríguez, F. Ynduráin, and J.-Y. Veuillen, *Phys. Rev. Lett.* **109**, 196802 (2012).
- [11] J. M. B. Lopes dos Santos, N. M. R. Peres, and A. H. Castro Neto, *Phys. Rev. B* **86**, 155449 (2012).
- [12] G. Trambly de Laissardière, D. Mayou, and L. Magaud, *Phys. Rev. B* **86**, 125413 (2012).
- [13] S. Shallcross, S. Sharma, and O. Pankratov, *Phys. Rev. B* **87**, 245403 (2013).
- [14] K. Uchida, S. Furuya, J. I. Iwata, and A. Oshiyama, *Phys. Rev. B* **90**, 155451 (2014).
- [15] S. Fang and E. Kaxiras, *Phys. Rev. B* **93**, 235153 (2016).
- [16] D. Weckbecker, S. Shallcross, M. Fleischmann, N. Ray, S. Sharma, and O. Pankratov, *Phys. Rev. B* **93**, 035452 (2016).
- [17] N. N. T. Nam and M. Koshino, *Phys. Rev. B* **96**, 075311 (2017).
- [18] V. L. Berezinskii, *Zh. Eksp. Teor. Fiz.* **61**, 1144 (1972) [*Sov. Phys. JETP* **34**, 610 (1972)].
- [19] J. M. Kosterlitz and D. J. Thouless, *J. Phys. C* **5**, L124 (1972).
- [20] J. M. Kosterlitz and D. J. Thouless, *J. Phys. C* **6**, 1181 (1973).
- [21] D. R. Nelson and J. M. Kosterlitz, *Phys. Rev. Lett.* **39**, 1201 (1977).
- [22] Y. Cao, S.-H. Zou, X.-J. Liu, S. Yi, G.-L. Long, and H. Hu, *Phys. Rev. Lett.* **113**, 115302 (2014).
- [23] M. Tinkham, *Introduction to Superconductivity* (Courier Corporation, New York, 2004).
- [24] S. Peotta and P. Törmä, *Nat. Commun.* **6**, 8944 (2015).
- [25] A. Julku, S. Peotta, T. I. Vanhala, D.-H. Kim, and P. Törmä, *Phys. Rev. Lett.* **117**, 045303 (2016).
- [26] M. Tovmasyan, S. Peotta, P. Törmä, and S. D. Huber, *Phys. Rev. B* **94**, 245149 (2016).
- [27] L. Liang, T. I. Vanhala, S. Peotta, T. Siro, A. Harju, and P. Törmä, *Phys. Rev. B* **95**, 024515 (2017).
- [28] P. Törmä, L. Liang, and S. Peotta, *Phys. Rev. B* **98**, 220511(R) (2018).
- [29] See Supplemental Material at <http://link.aps.org/supplemental/10.1103/PhysRevB.101.060505> for details on the renormalized moiré (RM) and Dirac point (DP) models, calculation of the order parameter, calculation of the superfluid weight and its separation to conventional and geometric parts, discussion of why our calculations are not in agreement with Ref. [31], T_{BKT} results at the CNP, and D^s results for different renormalization strengths in the RM model.
- [30] C. Brouder, G. Panati, M. Calandra, C. Mourougane, and N. Marzari, *Phys. Rev. Lett.* **98**, 046402 (2007).
- [31] T. Hazra, N. Verma, and M. Randeria, *Phys. Rev. X* **9**, 031049 (2019).
- [32] F. Xie, Z. Song, B. Lian, and B. A. Bernevig, *Phys. Rev. Lett.* (to be published), [arXiv:1906.02213](https://arxiv.org/abs/1906.02213).
- [33] H. Guo, X. Zhu, S. Feng, and R. T. Scalettar, *Phys. Rev. B* **97**, 235453 (2018).
- [34] B. Lian, Z. Wang, and B. A. Bernevig, *Phys. Rev. Lett.* **122**, 257002 (2019).
- [35] L. Chen, H.-Z. Li, and R.-S. Han, *J. Phys.: Condens. Matter* **31**, 065601 (2019).
- [36] C. Xu and L. Balents, *Phys. Rev. Lett.* **121**, 087001 (2018).
- [37] C.-C. Liu, L.-D. Zhang, W.-Q. Chen, and F. Yang, *Phys. Rev. Lett.* **121**, 217001 (2018).
- [38] Q.-K. Tang, L. Yang, D. Wang, F.-C. Zhang, and Q.-H. Wang, *Phys. Rev. B* **99**, 094521 (2019).
- [39] B. Roy and V. Juričić, *Phys. Rev. B* **99**, 121407(R) (2019).
- [40] Y. Sherkunov and J. J. Betouras, *Phys. Rev. B* **98**, 205151 (2018).
- [41] Y.-P. Lin and R. M. Nandkishore, *Phys. Rev. B* **98**, 214521 (2018).
- [42] L. Classen, C. Honerkamp, and M. M. Scherer, *Phys. Rev. B* **99**, 195120 (2019).
- [43] S. Ray, J. Jung, and T. Das, *Phys. Rev. B* **99**, 134515 (2019).
- [44] J. F. Dodaro, S. A. Kivelson, Y. Schattner, X. Q. Sun, and C. Wang, *Phys. Rev. B* **98**, 075154 (2018).
- [45] J. Kang and O. Vafek, *Phys. Rev. Lett.* **122**, 246401 (2019).
- [46] T. Huang, L. Zhang, and T. Ma, *Sci. Bull.* **64**, 310 (2019).
- [47] V. Kozii, H. Isobe, J. W. F. Venderbos, and L. Fu, *Phys. Rev. B* **99**, 144507 (2019).
- [48] Z. Liu, Y. Li, and Y.-F. Yang, *Chin. Phys. B* **28**, 077103 (2019).
- [49] D. M. Kennes, J. Lischner, and C. Karrasch, *Phys. Rev. B* **98**, 241407(R) (2018).
- [50] Y. W. Choi and H. J. Choi, *Phys. Rev. B* **98**, 241412(R) (2018).
- [51] T. J. Peltonen, R. Ojajärvi, and T. T. Heikkilä, *Phys. Rev. B* **98**, 220504(R) (2018).
- [52] F. Wu, A. H. MacDonald, and I. Martin, *Phys. Rev. Lett.* **121**, 257001 (2018).
- [53] F. Wu, *Phys. Rev. B* **99**, 195114 (2019).
- [54] F. Wu and S. Das Sarma, *Phys. Rev. B* **99**, 220507(R) (2019).
- [55] F. Wu, E. Hwang, and S. Das Sarma, *Phys. Rev. B* **99**, 165112 (2019).
- [56] Y. Su and S.-Z. Lin, *Phys. Rev. B* **98**, 195101 (2018).
- [57] H. C. Po, L. Zou, A. Vishwanath, and T. Senthil, *Phys. Rev. X* **8**, 031089 (2018).
- [58] H. Isobe, N. F. Q. Yuan, and L. Fu, *Phys. Rev. X* **8**, 041041 (2018).
- [59] E. Laksono, J. N. Leaw, A. Reaves, M. Singh, X. Wang, S. Adam, and X. Gu, *Solid State Commun.* **282**, 38 (2018).
- [60] M. Fidrysiak, M. Zegrodnik, and J. Spałek, *Phys. Rev. B* **98**, 085436 (2018).
- [61] J. W. F. Venderbos and R. M. Fernandes, *Phys. Rev. B* **98**, 245103 (2018).

- [62] J. González and T. Stauber, *Phys. Rev. Lett.* **122**, 026801 (2019).
- [63] L. A. Gonzalez-Arraga, J. L. Lado, F. Guinea, and P. San-Jose, *Phys. Rev. Lett.* **119**, 107201 (2017).
- [64] J. M. B. Lopes dos Santos, N. M. R. Peres, and A. H. Castro Neto, *Phys. Rev. Lett.* **99**, 256802 (2007).
- [65] N. F. Q. Yuan and L. Fu, *Phys. Rev. B* **98**, 045103 (2018).
- [66] J. Kang and O. Vafek, *Phys. Rev. X* **8**, 031088 (2018).
- [67] M. Koshino, N. F. Q. Yuan, T. Koretsune, M. Ochi, K. Kuroki, and L. Fu, *Phys. Rev. X* **8**, 031087 (2018).
- [68] E. Zhao and A. Paramekanti, *Phys. Rev. Lett.* **97**, 230404 (2006).
- [69] B. Uchoa and A. H. Castro Neto, *Phys. Rev. Lett.* **98**, 146801 (2007).
- [70] N. B. Kopnin and E. B. Sonin, *Phys. Rev. Lett.* **100**, 246808 (2008).
- [71] M. V. Hosseini, *Europhys. Lett.* **110**, 47010 (2015).
- [72] P. W. Anderson, *Science* **235**, 1196 (1987).
- [73] P. A. Lee, N. Nagaosa, and X.-G. Wen, *Rev. Mod. Phys.* **78**, 17 (2006).
- [74] G. Baskaran, *Phys. Rev. B* **65**, 212505 (2002).
- [75] A. M. Black-Schaffer and S. Doniach, *Phys. Rev. B* **75**, 134512 (2007).
- [76] S. Pathak, V. B. Shenoy, and G. Baskaran, *Phys. Rev. B* **81**, 085431 (2010).
- [77] A. M. Black-Schaffer, *Phys. Rev. Lett.* **109**, 197001 (2012).
- [78] A. M. Black-Schaffer and C. Honerkamp, *J. Phys.: Condens. Matter* **26**, 423201 (2014).
- [79] B. Roy and I. F. Herbut, *Phys. Rev. B* **82**, 035429 (2010).
- [80] M. L. Kiesel, C. Platt, W. Hanke, D. A. Abanin, and R. Thomale, *Phys. Rev. B* **86**, 020507(R) (2012).
- [81] C. Honerkamp, *Phys. Rev. Lett.* **100**, 146404 (2008).
- [82] In Ref. [51] we only included three of the largest Fourier components of the interlayer coupling. Now we include all of them, up to the same cutoff used also in the Hamiltonians. With this added modification the magic angle moves to $\theta = 1.08^\circ$, the bandwidth of the flat bands increases to ~ 10 meV, and a gap of 20 meV is opened between the flat bands and the next lowest bands.
- [83] J. C. Slater and G. F. Koster, *Phys. Rev.* **94**, 1498 (1954).
- [84] D. J. Scalapino, S. R. White, and S. C. Zhang, *Phys. Rev. Lett.* **68**, 2830 (1992).
- [85] D. J. Scalapino, S. R. White, and S. Zhang, *Phys. Rev. B* **47**, 7995 (1993).
- [86] F. Chiodi, M. Ferrier, K. Tikhonov, P. Virtanen, T. Heikkilä, M. Feigelman, S. Guéron, and H. Bouchiat, *Sci. Rep.* **1**, 3 (2011).
- [87] M. Angeli, E. Tosatti, and M. Fabrizio, *Phys. Rev. X* **9**, 041010 (2019).
- [88] D. V. Chichinadze, L. Classen, and A. V. Chubukov, *arXiv:1910.07379*.
- [89] H. C. Po, L. Zou, T. Senthil, and A. Vishwanath, *Phys. Rev. B* **99**, 195455 (2019).
- [90] N. R. Walet and F. Guinea, *arXiv:1903.00340*.
- [91] I. Bengtsson and K. Życzkowski, *Geometry of Quantum States* (Cambridge University Press, Cambridge, UK, 2006).
- [92] S.-J. Gu, *Int. J. Mod. Phys. A* **24**, 4371 (2010).
- [93] T. Neupert, C. Chamon, and C. Mudry, *Phys. Rev. B* **87**, 245103 (2013).
- [94] R. Roy, *Phys. Rev. B* **90**, 165139 (2014).
- [95] E. Dobardžić, M. V. Milovanović, and N. Regnault, *Phys. Rev. B* **88**, 115117 (2013).
- [96] A. Srivastava and A. Imamoğlu, *Phys. Rev. Lett.* **115**, 166802 (2015).
- [97] Y. Gao, S. A. Yang, and Q. Niu, *Phys. Rev. B* **91**, 214405 (2015).
- [98] F. Piéchon, A. Raoux, J.-N. Fuchs, and G. Montambaux, *Phys. Rev. B* **94**, 134423 (2016).
- [99] T. Ozawa, *Phys. Rev. B* **97**, 041108(R) (2018).
- [100] M. F. Lapa and T. L. Hughes, *Phys. Rev. B* **99**, 121111(R) (2019).
- [101] M. Yu, P. Yang, M. Gong, Q. Cao, Q. Lu, H. Liu, M. B. Plenio, F. Jelezko, T. Ozawa, and N. Goldman, *Natl. Sci. Rev.* **nwz193** (2019).
- [102] A. Gianfrate, O. Bleu, L. Dominici, V. Ardizzone, M. De Giorgi, D. Ballardini, K. West, L. N. Pfeiffer, D. D. Solnyshkov, and D. Sanvitto, *arXiv:1901.03219*.
- [103] L. Asteria, D. T. Tran, T. Ozawa, M. Tarnowski, B. S. Rem, N. Fläschner, K. Sengstock, N. Goldman, and C. Weitenberg, *Nat. Phys.* **15**, 449 (2019).
- [104] X. Tan, D.-W. Zhang, Z. Yang, J. Chu, Y.-Q. Zhu, D. Li, X. Yang, S. Song, Z. Han, Z. Li, Y. Dong, H.-F. Yu, H. Yan, S.-L. Zhu, and Y. Yu, *Phys. Rev. Lett.* **122**, 210401 (2019).
- [105] Y. Jiang, X. Lai, K. Watanabe, T. Taniguchi, K. Haule, J. Mao, and E. Y. Andrei, *Nature (London)* **573**, 91 (2019).
- [106] Y. Choi, J. Kemmer, Y. Peng, A. Thomson, H. Arora, R. Polski, Y. Zhang, H. Ren, J. Alicea, G. Refael, F. von Oppen, K. Watanabe, T. Taniguchi, and S. Nadj-Perge, *Nat. Phys.* (2019).
- [107] A. Kerelsky, L. J. McGilly, D. M. Kennes, L. Xian, M. Yankowitz, S. Chen, K. Watanabe, T. Taniguchi, J. Hone, C. Dean, A. Rubio, and A. N. Pasupathy, *Nature (London)* **572**, 95 (2019).
- [108] Y. Cao, V. Fatemi, A. Demir, S. Fang, S. L. Tomarken, J. Y. Luo, J. D. Sanchez-Yamagishi, K. Watanabe, T. Taniguchi, E. Kaxiras, R. C. Ashoori, and P. Jarillo-Herrero, *Nature (London)* **556**, 80 (2018).
- [109] G. Chen, A. L. Sharpe, P. Gallagher, I. T. Rosen, E. J. Fox, L. Jiang, B. Lyu, H. Li, K. Watanabe, T. Taniguchi, J. Jung, Z. Shi, D. Goldhaber-Gordon, Y. Zhang, and F. Wang, *Nature (London)* **572**, 215 (2019).
- [110] C. Shen, N. Li, S. Wang, Y. Zhao, J. Tang, J. Liu, J. Tian, Y. Chu, K. Watanabe, and T. Taniguchi, *arXiv:1903.06952*.
- [111] X. Liu, Z. Hao, E. Khalaf, J. Y. Lee, K. Watanabe, T. Taniguchi, A. Vishwanath, and P. Kim, *arXiv:1903.08130*.
- [112] Y. Cao, D. Rodan-Legrain, O. Rubies-Bigordà, J. M. Park, K. Watanabe, T. Taniguchi, and P. Jarillo-Herrero, *arXiv:1903.08596*.
- [113] G.-Y. Zhu, T. Xiang, and G.-M. Zhang, *Sci. Bull.* **63**, 1087 (2018).
- [114] G.-Y. Zhu, T. Xiang, and G.-M. Zhang, *arXiv:1806.07535*.
- [115] Y.-H. Zhang and T. Senthil, *Phys. Rev. B* **99**, 205150 (2019).
- [116] F. Wu, T. Lovorn, E. Tutuc, I. Martin, and A. H. MacDonald, *Phys. Rev. Lett.* **122**, 086402 (2019).
- [117] Y.-H. Zhang, D. Mao, and T. Senthil, *Phys. Rev. Res.* **1**, 033126 (2019).
- [118] Y.-H. Zhang, D. Mao, Y. Cao, P. Jarillo-Herrero, and T. Senthil, *Phys. Rev. B* **99**, 075127 (2019).

- [119] J. Liu, Z. Ma, J. Gao, and X. Dai, *Phys. Rev. X* **9**, 031021 (2019).
- [120] J. Y. Lee, E. Khalaf, S. Liu, X. Liu, Z. Hao, P. Kim, and A. Vishwanath, *Nat. Commun.* **10**, 5333 (2019).
- [121] C. Schrade and L. Fu, *Phys. Rev. B* **100**, 035413 (2019).
- [122] M. S. Scheurer, R. Samajdar, and S. Sachdev, [arXiv:1906.03258](https://arxiv.org/abs/1906.03258).
- [123] X. Hu, T. Hyart, D. I. Pikulin, and E. Rossi, *Phys. Rev. Lett.* **123**, 237002 (2019).