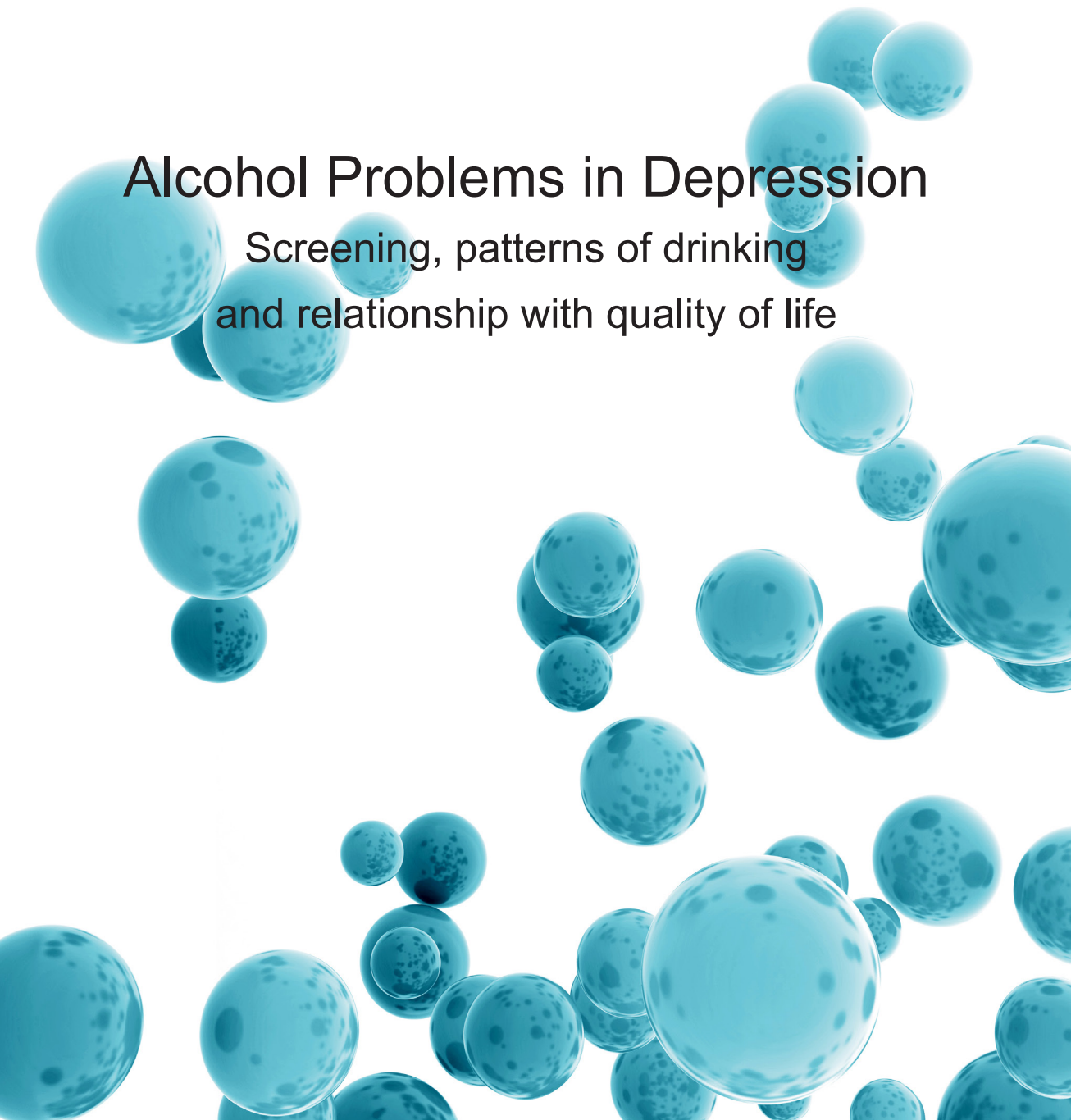


JONNA LEVOLA

# Alcohol Problems in Depression

Screening, patterns of drinking  
and relationship with quality of life





JONNA LEVOLA

## Alcohol Problems in Depression

Screening, patterns of drinking  
and relationship with quality of life



ACADEMIC DISSERTATION

To be presented, with the permission of  
the Faculty Council of the Faculty of Medicine and Life Sciences  
of the University of Tampere,  
for public discussion in the auditorium F115 of the Arvo building,  
Arvo Ylpön katu 34, Tampere,  
on 3 August 2018, at 12 o'clock.

UNIVERSITY OF TAMPERE

JONNA LEVOLA

## Alcohol Problems in Depression

Screening, patterns of drinking  
and relationship with quality of life

*Acta Universitatis Tamperensis 2392*  
*Tampere University Press*  
*Tampere 2018*



UNIVERSITY  
OF TAMPERE

ACADEMIC DISSERTATION

University of Tampere, Faculty of Medicine and Life Sciences

A-Clinic Ltd's Addiction Hospital

Hyvinkää Hospital District, Psychiatry

National Institute for Health and Welfare, Department of Public Health Solutions

Alcohol, Drugs and Addictions Unit

Finland

*Supervised by*

Professor Mauri Aalto

University of Tampere

Finland

*Reviewed by*

Docent Rauno Mäkelä

University of Tampere

Finland

Professor Jari Tiihonen

University of Eastern Finland

Finland

Karolinska Institutet

Sweden

The originality of this thesis has been checked using the Turnitin OriginalityCheck service in accordance with the quality management system of the University of Tampere.

Copyright ©2018 Tampere University Press and the author

Cover design by

Mikko Reinikka

Acta Universitatis Tamperensis 2392

ISBN 978-952-03-0778-3 (print)

ISSN-L 1455-1616

ISSN 1455-1616

Acta Electronica Universitatis Tamperensis 1901

ISBN 978-952-03-0779-0 (pdf)

ISSN 1456-954X

<http://tampub.uta.fi>

Suomen Yliopistopaino Oy – Juvenes Print  
Tampere 2018



“Perhaps we'll break through the glass ceilings  
Shatter the roof and emerge  
From these boxes that they have us in cooped  
And grow to smash the mold that they casted of you”

- SHAD -



# ABSTRACT

Alcohol problems and depression are central causes of mortality, morbidity and disability as well as impaired quality of life (QoL). Both conditions are common and they often co-occur. Co-morbid alcohol problems and depression can exacerbate one another and screening for one condition in the presence of the other is important. Alcohol use patterns, e.g. binge drinking, are widely known to cause many somatic symptoms and diseases. However, the role of alcohol use patterns in psychiatric disorders such as depression has not been as extensively studied. Alcohol problems as well as alcohol use patterns are known to be associated with QoL in the general population. It is unclear what, if any, the associations between alcohol problems and alcohol use patterns and QoL are among depressed individuals. The aim of this dissertation was to elucidate the relationship between alcohol problems and alcohol use patterns, depression and QoL.

This dissertation is based on four peer-reviewed publications with the following aims. First, a systematic review was carried out in order to summarize the data on health-related quality of life (HRQoL) among alcohol dependent individuals and how depression affects HRQoL in this population. HRQoL is defined as that part of a person's overall QoL that is determined primarily by their health status. Second, the validity of the Alcohol Use Disorders Identification Test (AUDIT) -questionnaire and its abbreviated versions the AUDIT-C and AUDIT-3 in screening for at-risk drinking among depressed individuals was tested. Third, the association between binge drinking and depression was evaluated. Fourth, the associations between alcohol use variables and QoL in depressed and non-depressed individuals were investigated.

The literature review identified 42 studies, which reported on HRQoL or its domains in the context of alcohol dependence. A systematic approach to data collection was applied and the results were reported using the guidelines of narrative synthesis. Alcohol dependence was associated with impaired HRQoL, as well as decrements in domains such as general, mental and physical health, general and social functioning and daily activities. Depression was associated with more severely impaired HRQoL. Treatment improved HRQoL and its domains. Reduction or cessation of alcohol use was a determinant of this improvement in some, but not all, instances.

The other three studies in this dissertation utilized a subsample ( $n = 4020$ ) of the cross-sectional FINRISK 2007 –study. Data were collected via a mail survey which included e.g. questions regarding socio-demographic information, physical and mental health and health habits. Alcohol use was investigated in more detail during a health check.

The AUDIT and AUDIT-C performed well in screening for at-risk drinking among men and women with self-reported depression. The optimal cut-offs (sensitivity and specificity  $\geq 0.75$ ) for men were  $\geq 9$  for the AUDIT and  $\geq 6$  for the AUDIT-C. For women, the best cut-offs  $\geq 5$  for the AUDIT and  $\geq 4$  for the AUDIT-C, though the specificity of the AUDIT-C among women with more severe depression fell below the defined limit of 0.75. The AUDIT-3 did not perform well in screening for at-risk drinking among women, but among men good levels of sensitivity and specificity were reached with a cut-off of  $\geq 2$ .

The men who had engaged in binge drinking at least four times in the past 28 days had a 2.6-fold risk for depression when compared to men with less frequent binge drinking. This statistically significant association was found after adjusting for total volume of alcohol consumption, severity of alcohol problems measured with AUDIT-score and socio-demographic variables. No such association was found among women.

Depressed men and women reported poorer QoL and higher AUDIT-scores indicating more severe alcohol problems. They drank more and engaged in binge drinking more often than non-depressed respondents did. When analysing all respondents regardless of depression after adjustment for socio-demographic and other variables, both higher AUDIT-score and more frequent binge drinking were statistically significantly associated with impaired QoL; mean weekly alcohol consumption and abstinence were not. Frequency of binge drinking and AUDIT-score were associated with QoL in depressed and AUDIT-score in non-depressed individuals after adjustment for socio-demographic and other variables.

The present results support the importance of screening for and treating alcohol problems among depressed individuals. The results indicate that the AUDIT and AUDIT-C are valid instruments for screening purposes in this population. Attention should also be paid to alcohol consumption patterns, specifically binge drinking. This study found that severity of alcohol problems measured with AUDIT-scores and higher frequency of binge drinking were associated with impaired QoL among depressed individuals, as well as all respondents regardless of depression. Higher frequency of binge drinking was also associated with an increased risk for depression among men. It is an encouraging finding that treatment of alcohol dependence was associated with improvements in QoL.



# TIIVISTELMÄ

Alkoholiongelmat ja masennus ovat keskeisiä kansansairauksiamme, kun arvioidaan väestön sairastavuutta, kokonaiskuolleisuutta, menetettyjä työvuosia ja elämänlaatua. Alkoholiongelmat ja masennus ovat yleisiä ja ne esiintyvät huomattavan usein myös samanaikaisesti. Samanaikaisesti esiintyessään ne usein vaikeuttavat toinen toisiaan ja toisen häiriön seulonta onkin tärkeää, jos jompikumpi on todettu. Alkoholin käyttötapojen, esimerkiksi humalajuomisen, tiedetään vaikuttavan monien somaattisten sairauksien ja oireiden syntyyn. Alkoholin käyttötapojen osuutta psyykkisten sairauksien, kuten masennuksen, syntyyn on tutkittu vähemmän. Alkoholiongelmat ja alkoholin käyttötavat ovat yhteydessä elämänlaatuun yleisväestössä. On kuitenkin epäselvää mikä on alkoholiongelmien ja alkoholin käyttötapojen suhde elämänlaatuun masentuneilla henkilöillä. Tämän väitöstutkimuksen tavoitteena oli selvittää alkoholiongelmien, alkoholin käyttötapojen, masennuksen ja elämänlaadun välisiä monimuotoisia yhteyksiä.

Tämä väitöstutkimus perustuu neljään vertaisarvioituun julkaisuun, joiden tavoitteet olivat seuraavat. Ensimmäisessä osatyössä toteutettiin systemaattinen kirjallisuuskatsaus, jonka tarkoituksena oli vetää yhteen tutkimustieto koskien alkoholiriippuvaisten terveyteen liittyvää elämänlaatua ja sitä miten masennus siihen vaikuttaa. Terveyteen liittyvä elämänlaatu on se osa kokonaiselämänlaatua, jonka määrittää pääasiassa henkilön terveydentila. Toisessa osatyössä AUDIT-kyselyn ja sen lyhennelmien AUDIT-C:n ja AUDIT-3:n toimivuutta arvioitiin masentuneiden henkilöiden riskijuomisen seulonnassa. Kolmannessa osatyössä selvitettiin humalajuomisen ja masennuksen välistä yhteyttä. Neljännessä osatyössä tutkittiin alkoholiongelmien ja alkoholin käyttötapojen yhteyttä elämänlaatuun erikseen masentuneilla ja ei-masentuneilla henkilöillä.

Kirjallisuuskatsauksessa tunnistettiin 42 artikkelia, joissa raportoitiiin terveyteen liittyvään elämänlaatuun tai elämänlaadun eri osa-alueisiin kuuluvia vaikeuksia alkoholiriippuvaisilla. Tiedonkeruu toteutettiin systemaattisesti ja raportoinnissa noudatettiin narratiivisen synteessin ohjeistoa. Alkoholiriippuvuuden todettiin olevan yhteydessä heikentyneen kokonaiselämänlaadun lisäksi sen osa-alueisiin kuten heikompaan yleiseen, fyysiseen ja psyykkiseen terveyteen, huonompaan yleiseen ja sosiaaliseen toimintakykyyn, sekä päivittäistoimintojen vaikeuksiin. Masennus oli yhteydessä elämänlaadun vakavampaan heikentymiseen. Hoito vaikutti myönteisesti kokonaiselämänlaatuun ja eri osa-alueisiin. Alkoholin käytön lopettaminen tai vähentäminen myötävaikuttivat elämänlaadun kohenemiseen mutta eivät kaikissa tapauksissa olleet sen edellytys.

Kolmessa muussa osatyössä käytettiin FINRISKI 2007 -poikkileikkaustutkimuksen alaotosta (n = 4020). Tutkimukseen valikoituneet saivat postitse kyselyn, joka sisälsi kysymyksiä mm. sosiodemografisista tekijöistä, fyysisestä ja psyykkisestä terveydentilasta ja terveystottumuksista. Lisäksi heidät kutsuttiin terveystarkastukseen, jonka yhteydessä alkoholin käyttöä arvioitiin tarkemmin.

Riskijuomisen seulonta masentuneilla miehillä ja naisilla onnistui AUDIT- ja AUDIT-C -kyselyjä käyttäen hyvin. Miehillä sopivimmat (herkkyys ja tarkkuus  $\geq 0,75$ ) raja-arvot olivat  $\geq 9$  AUDIT -kyselylle ja  $\geq 6$  AUDIT-C -kyselylle. Naisilla vastaavat raja-arvot olivat  $\geq 5$  AUDIT -kyselylle ja  $\geq 4$  AUDIT-C -kyselylle, joskin keskivaikeasti masentuneilla naisilla tarkkuus jäi alle 0,75: n. AUDIT-3 ei seulonut riskijuomista naisilla, mutta miehillä hyvä herkkyys ja tarkkuus saavutettiin raja-arvolla  $\geq 2$ .

Miehet, joilla oli esiintynyt humalajuomista ainakin neljä kertaa viimeisten 28 päivän aikana, kärsivät 2,6-kertaa useammin masennuksesta kuin miehet joilla humalajuomista oli harvemmin. Tämä tilastollisesti merkitsevä yhteys säilyi, vaikka alkoholin kokonaiskulutus, alkoholiongelmien vaikeus AUDIT-pisteillä mitattuna ja sosiodemografiset muuttujat vakioitiin. Vastaavaa yhteyttä ei todettu naisilla.

Masentuneilla miehillä ja naisilla oli heikompi elämänlaatu ja korkeammat AUDIT-pisteet viitaten vaikeampiin alkoholiongelmiin. He myös joivat enemmän ja humalajuomista oli tiheämmin kuin miehillä ja naisilla joilla masennusta ei ollut. Kun sosiodemografiset ja muut muuttujat vakioitiin, tiheämpi humalajuominen ja korkeammat AUDIT-pisteet olivat tilastollisesti merkitsevästi yhteydessä heikentyneeseen elämänlaatuun sekä masentuneilla henkilöillä että kokonaisväestössä (joita ei ollut eroteltu masennuksen perusteella). Korkeammat AUDIT-pisteet olivat yhteydessä heikentyneeseen elämänlaatuun henkilöillä, joilla masennusta ei ollut. Alkoholin keskimääräinen kulutus tai raittius eivät olleet yhteydessä elämänlaatuun.

Nämä tulokset tukevat alkoholiongelmien tunnistamisen ja hoitamisen tärkeyttä masentuneilla henkilöillä. Tämän tutkimuksen perusteella AUDIT ja AUDIT-C -kyselyt tarjoavat seulontaan toimivan työkalun. Juomatapoihin, erityisesti humalajuomiseen, on myös syytä kiinnittää huomiota. Alkoholiongelmien vaikeus AUDIT-pisteillä mitattuna ja tiheämpi humalajuominen olivat yhteydessä heikompaan elämänlaatuun niin masentuneilla henkilöillä kuin kokonaisväestössäkin. Tiheämpi humalajuominen lisäsi myös masennuksen riskiä miehillä. Käytännön työn kannalta kannustava löydös oli, että alkoholiriippuvuuden hoito oli yhteydessä elämänlaadun paranemiseen.

# CONTENTS

List of Publications.....	11
Abbreviations .....	12
1 Introduction .....	13
2 Review of the literature .....	15
2.1 Quality of Life .....	15
2.1.1 What is Quality of life (QoL) and why is it relevant?.....	15
2.1.2 Health-related quality of life (HRQoL) .....	16
2.1.3 Measuring QoL.....	16
2.2 Alcohol use .....	17
2.2.1 Defining alcohol problems .....	17
2.2.2 Measuring alcohol use: The Timeline Follow-Back .....	21
2.2.3 Other methods of measuring alcohol use .....	21
2.2.4 Screening for alcohol problems: The Alcohol Use Disorders Identification Test (AUDIT).....	22
2.2.5 Other methods of screening for alcohol problems .....	23
2.2.6 Impact of alcohol problems .....	24
2.3 Depression .....	26
2.3.1 Defining depression.....	26
2.3.2 Screening for depression: the Beck Depression Inventory.....	27
2.3.3 Comorbidity with alcohol use .....	28
2.3.4 Impact of depressive disorders .....	29
2.4 Rationale of the study .....	34
3 Aims of the study .....	32
4 Materials and methods.....	33
4.1 Study I.....	33
4.1.1 A systematic literature review and narrative synthesis .....	33
4.1.2 Data collection.....	33
4.1.3 Data extraction .....	34
4.2 Studies II-IV .....	35
4.2.1 Data collection.....	35
4.2.2 Measures .....	37
4.2.3 Statistical analyses.....	38
5 Results .....	40
5.1 HRQoL in alcohol dependence: the role of depression and other psychiatric comorbidity (I) .....	40
5.2 Validity of the AUDIT in depression (II).....	47
5.3 Binge drinking, depression and QoL (III-IV).....	48
6 Discussion .....	52

6.1	Alcohol problems in depression.....	50
6.1.1	Screening.....	50
6.1.2	Patterns of drinking.....	53
6.1.3	Relationship with QoL.....	55
6.2	Strengths and limitations.....	57
6.2.1	Study I.....	57
6.2.2	Studies II – IV.....	57
7	Summary and conclusions .....	59
7.1	Summary.....	59
7.2	Implications for clinical practice.....	60
7.3	Future research.....	60
8	Acknowledgments .....	62
9	References.....	64
	APPENDIX .....	72
	ORIGINAL PUBLICATIONS .....	81

# LIST OF PUBLICATIONS

This thesis is based on the following publications, which are referred to in the text by their Roman numerals.

- I            Levola J, Aalto M, Holopainen A, Cieza A, Pitkänen T (2014). Health-related quality of life in alcohol dependence: a systematic literature review with a specific focus on the role of depression and other psychopathology. *Nord J Psychiatry* 68:369-384.
- II           Levola J, Aalto M (2015). Screening for at-risk drinking in a population reporting symptoms of depression: a validation of the AUDIT, AUDIT-C and AUDIT-3. *Alcohol Clin Exp Res* 39:1186-1192.
- III          Levola J, Holopainen A, Aalto M (2011). Depression and heavy drinking occasions: a cross-sectional general population study. *Addict Behav* 36:375-380.
- IV          Levola J, Pitkänen T, Kampman O, Aalto M (2018). The associations of alcohol use variables and quality of life in depressed and non-depressed individuals: a cross-sectional general population study. *Qual Life Res* 27:1217-1226.

These publications are reprinted with the permission of their copyright holders. In addition, some unpublished data are presented.

# ABBREVIATIONS

AUD	Alcohol Use Disorder
AUDIT	Alcohol Use Disorders Identification Test
AUROC	Area Under the Receiver Operating Characteristic
BDI	Beck Depression Inventory
BDI-SF	Beck Depression Inventory – Short Form
CDT	Carbohydrate-Deficient Transferrin
$\gamma$ GT	Gamma-Glutamyltransferase
DALY	Disability Adjusted Life Year
DSM-III-R	Diagnostic and Statistical Manual of Mental Disorders, 3rd Edition - Revised
DSM-IV	Diagnostic and Statistical Manual of Mental Disorders, 4th Edition
DSM-IV-TR	Diagnostic and Statistical Manual of Mental Disorders, 4th Edition – Text Revision
DSM-5	Diagnostic and Statistical Manual of Mental Disorders, 5th Edition
HRQoL	Health-Related Quality of Life
ICD-9	International Statistical Classification of Diseases and Related Health Problems, 9th Revision
ICD-10	International Statistical Classification of Diseases and Related Health Problems, 10th Revision
MDD	Major Depressive Disorder
NIAAA	National Institute on Alcohol Abuse and Alcoholism
OR	Odds Ratio
QALY	Quality Adjusted Life Year
QoL	Quality of Life
QF	Quantity-Frequency
TLFB	Timeline Follow-Back
WHO	World Health Organization

# 1 INTRODUCTION

Alcohol problems and depression are central causes of mortality, morbidity and disability (Statistics Finland [Tilastokeskus], 2015; Vos et al., 2012; The World Health Organization. Department of Mental Health and Substance Dependence, 2000). Both conditions are attributed with a broad range of psychosocial problems and socio-economic harm, and they widely affect individuals, families and communities (Levola et al., 2014; Cabello et al., 2012; Vos et al., 2012; Papakostas et al., 2004; Angermeyer et al., 2002; Foster et al., 1999).

Alcohol problems and depression are common in the Finnish general population. The prevalence of alcohol problems (including hazardous drinking 5.8%, alcohol abuse 0.5% and alcohol dependence 4.9%) has been reported to be 11.2%. All forms of alcohol problems are more common among men than they are among women; hazardous drinking 8.5 vs. 3.1%, alcohol abuse 0.9 vs. 0.1% and dependence 8.0 vs. 1.8% (Halme et al., 2008). The prevalence of major depression has been reported to be 6.5% (Pirkola et al., 2005). A diagnosis of depression is more common among women (8.3%) than men (4.6%). These prevalence figures indicate that alcohol problems and depression are major health concerns.

In addition to being individually prevalent, alcohol problems and depression also often co-occur (Sullivan et al., 2005). Individuals with alcohol problems have a greater risk of depression compared to those with moderate alcohol use (Hasin and Grant, 2015; Merikangas et al., 1998). Comorbid alcohol problems may in turn exacerbate depression and stand in the way of recovery (Sullivan et al., 2005).

Quality of life (QoL) is an important part of research when studying the individually unique effect of an illness on a person (Laudet, 2011). A large proportion of the population is generally satisfied with their lives (Evans and Huxley, 2002). In the general population, QoL is associated with emotional and physical well-being, marital status, employment and income as well as educational level and social adjustment (Layard et al., 2014). Both alcohol problems and depression are associated with impaired QoL (Angermeyer et al., 2002; Foster et al., 1999), but there may be mediating factors contributing to these associations which are not yet fully recognized. Such mediating factors may include e.g. patterns of alcohol use (Saarni et al., 2008; Foster et al., 1999). There is limited information on the dynamic of the effect of co-occurring alcohol problems and depression on QoL (Danovitch et al., 2016; Saatcioglu et al., 2008; Foster et al., 1999).

It is important in clinical practice to not only recognize those individuals who have alcohol use disorders (AUDs), but also those with at-risk drinking, that is, individuals

who are consuming alcohol in a way that puts them at risk for alcohol-related harm and developing AUDs. An effective method used to screen for at-risk drinking in the general population and among primary care patients is the Alcohol Use Disorders Identification Test (AUDIT) (Aalto et al., 2009; Daeppen et al., 2000; J. B. Saunders et al., 1993). It is necessary to evaluate the validity of the AUDIT in specific populations. Previous research has indicated that cut-offs may require tailoring according to e.g. gender, age and the aim of screening (Aalto et al., 2011; Reinert and Allen, 2007; Reinert and Allen, 2002). Systematic screening among patients presenting with psychiatric symptoms may result in more accurate diagnoses of AUDs (Appleby et al., 1997). The validity of the AUDIT has been tested in e.g. first-episode psychosis (Nesvag et al., 2010). However, despite the common co-occurrence of alcohol problems and depression, there is no previous research on the validity of the AUDIT in screening for at-risk drinking in the context of depression.

In addition to addressing the volume of alcohol use, patterns of alcohol consumption seem to be relevant when assessing alcohol-related harm (The World Health Organization. Department of Mental Health and Substance Dependence, 2000). A pattern of alcohol use, which includes binge drinking i.e. consuming large amounts of alcohol on one drinking occasion, has received attention in alcohol research in recent years. There is some evidence to suggest that, in addition to physical harm, a pattern of binge drinking is associated with psychiatric disorder, e.g. depression (Paljärvi et al., 2009; Manninen et al., 2006). The effect of binge drinking on mental health has not yet been studied as vigorously as that of alcohol dependence and alcohol problems. In addition, previous research has employed inconsistent definitions of binge drinking (Paljärvi et al., 2009; Manninen et al., 2006; Rehm et al., 2006).

The aim of this study was to elucidate the relationship between alcohol problems, depression and QoL. A systematic literature review was performed in order to summarize the data on QoL in alcohol dependent individuals and how diagnosed or self-reported depression affect QoL in this population. The validity of the AUDIT and its abbreviated versions in screening for at-risk drinking was tested in a general population sample with self-reported depression. The association between binge drinking and self-reported depression in the general population were analysed. Finally, the associations between QoL and alcohol use variables, including severity of alcohol problems indicated with AUDIT-scores and binge drinking, were investigated in individuals of the general population with and without self-reported depression.



## 2 REVIEW OF THE LITERATURE

### 2.1 Quality of Life

#### 2.1.1 What is Quality of life (QoL) and why is it relevant?

Advances in medicine have led to better public health and longer life expectancy. People today live with chronic diseases more often than die from them, which may account for the increasing research interest in looking at how these extended years are lived (GBD, 2016). The World Health Organization (WHO) has recognized the importance of evaluating and improving people's quality of life (QoL) (The World Health Organization, 1995). It has been stated that in health-related research, emphasis must be put not only on the diagnosis of a disease, but also on health, functioning and well-being (Greenfield and Nelson, 1992).

Despite being recognized as a relevant measure in health-related research, there is no consensus on the definition of QoL (Moons et al., 2006). Different conceptualisations of QoL exist; they range from focusing on functioning in different roles and areas of life to affective states such as happiness, or to quantitative utility scores, which enable cost evaluations in health care (Moons et al., 2006). By measuring QoL it is possible to calculate quality-adjusted life-years (QALYs), a combination of the length and quality of life, which in turn enables direct comparison of the differences between specific health states and the effect of interventions (Dolan, 2000).

Perhaps the most widely accepted conceptualisation of QoL is that it reflects the subjective satisfaction and enjoyment with which an individual views his or her daily life and activities (Veenhoven, 1996; The World Health Organization, 1995). According to this definition, QoL is a broad term encompassing life satisfaction in general, not solely in relation to disease-related limitations on functioning. Quoting Felce (Felce and Perry, 1995): "Quality of life is defined as an overall general well-being that comprises objective descriptors and subjective evaluations of physical, material, social and emotional wellbeing together with the extent of personal development and purposeful activity, all weighted by a personal set of values."

Defining QoL in terms of life satisfaction may be most appropriate, because this definition successfully deals with relevant conceptual problems and it indicates how satisfied one is with life as a whole (Moons et al., 2006). Accordingly, QoL is viewed in

this study as encompassing overall physical, emotional and social well-being and functioning as well as life satisfaction.

### 2.1.2 Health-related quality of life (HRQoL)

Health-related quality of life (HRQoL) can be considered as that part of an individual's overall QoL that is determined primarily by their health status. HRQoL can be defined in general or with regard to a specific disease and it can be influenced by clinical interventions. HRQoL has been defined as "the functional effects of an illness and its consequent therapy upon a patient, as perceived by the patient" (Schipper et al., 1996).

As is the case with QoL, the conceptualisation of HRQoL is somewhat varied (Fallowfield, 2002; Schipper et al., 1996; Testa and Simonson, 1996; Uutela and Aro, 1993). The primary domains of HRQoL are often reported to be the social, psychological/emotional, physical and occupational areas of an individual's life (Fallowfield, 2002; Testa and Simonson, 1996). In the field of alcohol research, HRQoL has been viewed as not only being connected to the clinical status of an individual's dependence, but comprising domains of general functioning including physical, psychological, social and role-specific functioning, as well as environmental support (Longabaugh et al., 1994).

The term HRQoL has received criticism and its appropriateness has been questioned altogether (Moons, 2004). It has been argued that QoL and health status are distinct concepts (Moons et al., 2006). Despite this criticism, the term HRQoL is widely used in medical research. In this study, the conceptualisation of HRQoL in the context of alcohol dependence encompasses the following primary domains: general health, physical and mental health, as well as general and social functioning and activities of daily life.

### 2.1.3 Measuring QoL

The spectrum and content of tools used to measure QoL and HRQoL are quite broad (Linton et al., 2016; Moons et al., 2006). Both uni- and multidimensional measurements are commonly used, as are disease-specific and generic measurements. In addition to standardized instruments, other means of evaluation include e.g. qualitative interviewing.

A recent review identified 99 different generic instruments covering 196 different domains of QoL or HRQoL in adults (Linton et al., 2016). The range of disease-

specific instruments appears to be even more diverse. While disease-specific measures may provide more detailed information on the effect of a specific illness on an individual's life, they lack in comparability between disease states.

Single-item measures of global QoL can be used in large population surveys where they have been found to have good validity and reliability (de Boer et al., 2004). Single-item measures can e.g. ask the respondent to rate their perceived overall QoL during a defined time-period on a scale of zero to 10 with zero being the worst possible alternative and 10 the best.

## 2.2 Alcohol use

### 2.2.1 Defining alcohol problems

There exists much variation and lack of a universal consensus as to the terminology and definitions of alcohol problems. A common criticism of previous literature has been the difficulty to consistently compare different types of alcohol consumption patterns and their associated health risks due to these inconsistencies (Epstein et al., 2004). Examples of commonly used terms include problem use, misuse, hazardous, heavy and binge drinking, alcohol abuse, alcohol use disorder, harmful use and dependence. In Finland, alcohol problems is often used as an umbrella term to refer to the mutually exclusive groups of hazardous drinkers and those with diagnosable harmful use or alcohol dependence (Seppä et al., 2012).

In addition to inconsistent terminology, alcohol problems can also be defined in many ways. Two common methods are measuring consumed alcohol amounts and categorizing alcohol use in terms of diagnostic categories. When measuring amounts, the longest tradition is with measuring total volume of alcohol consumption, which has been used to link alcohol to certain diseases (Bruun et al., 1975). While total consumption is relevant, increasing attention has been paid to the patterns in which alcohol is consumed (Epstein et al., 2004). Previous studies have been able to establish the role of alcohol consumption patterns in relation to mortality and some diseases (Laramée et al., 2015; Rehm et al., 2006; Kauhanen et al., 1997).

Alcohol consumption can be measured in standard drinks or units or as pure grams (g) of alcohol. It is to be noted, however, that standard drinks or units are hardly standard at all, but vary in different countries. This variation is largely due to market interests and a standard drink is equivalent to the single unit of alcohol typically sold

within a country. In Finland, a standard drink is equivalent to approximately 12 g of absolute alcohol (i.e., 33 cl bottle of beer, 12 cl glass of wine, 4 cl of spirits). In the United States, a standard drink contains 12-14 g of alcohol (i.e., 35 cl bottle of beer, 15 cl glass of wine, 4.4 cl of spirits). In Austria, a standard drink is 6 g of alcohol, in Australia 10 g, whereas in Japan, it contains nearly 20 g (National Institute on Alcohol Abuse and Alcoholism).

### At-risk, hazardous and heavy drinking

At-risk, hazardous and heavy drinking are not diagnostic categories but closely inter-related terms, which are used when alcohol consumption is at a level which puts an individual at increased risk for acute or chronic health harm. Their definitions vary in the literature. Hazardous drinking is most often defined as consuming alcohol at a risky level but not meeting the diagnostic criteria for alcohol use disorders (AUDs).

Heavy drinking and at-risk drinking are often used synonymously when alcohol use exceeds set cut-offs. These groups may include individuals with AUDs when their alcohol use exceeds these cut-offs. At-risk drinking in accordance with the Finnish guidelines is  $\geq 276$ -288 g weekly for men and  $\geq 144$ -192 g for women (Current Care guidelines, 2015). In the U.S., the National Institute on Alcohol Abuse and Alcoholism (NIAAA) defines heavy drinking as consuming  $\geq 180$ -210 g weekly for men and  $\geq 96$ -122 g for women (Centers for Disease Control and Prevention, 2016). According to the WHO, risks for chronic harm due to alcohol use are elevated when weekly intake is  $\geq 280$  g for men and  $\geq 140$  g for women (The World Health Organization, 2000).

### Binge drinking

The definition of binge-drinking - also referred to as heavy episodic drinking or heavy drinking occasions - varies in literature (Manninen et al., 2006; Pitkänen, 2006; Kauhanen et al., 1997; Poikolainen, 1983). The WHO guidelines designate consuming at least 60 g of alcohol for men or 40 g for women on one occasion to constitute a substantial risk for acute harm (The World Health Organization, 2000).

The definition of binge drinking in accordance with the Finnish guidelines is consuming on one drinking occasion  $\geq 6$ -7 standard drinks for men and  $\geq 4$ -5 for women (Current Care guidelines, 2015).

The NIAAA defines binge drinking as a pattern of alcohol consumption that brings the blood alcohol concentration (BAC) level to  $\geq 0.08\%$ . This pattern of drinking usually corresponds to  $\geq 60$ -70 g on a single occasion for men and  $\geq 48$ -56 g for

women, generally within about two hours (Centers for Disease Control and Prevention, 2016).

### Diagnostic criteria

The International Classification of Diseases, 10th revision (ICD-10) classifies the diagnoses harmful use of alcohol (F10.1) and alcohol dependence (F10.2x) (The World Health Organization, 2016). The Diagnostic and Statistical Manual of Mental Disorders, Fifth Edition (DSM-5) only classifies a diagnosis of AUD the severity of which —mild, moderate, or severe— is based on how many of the 11 criteria are met (American Psychiatric Association, 2013). Prior to the DSM-5, alcohol abuse and dependence were classified separately in the DSM-IV (National Institute on Alcohol Abuse and Alcoholism, 2016). Alcohol dependence was defined quite similarly to that in ICD-10.

### Terminology in the present study

In this study, the term “alcohol problems” is used to refer to individuals with hazardous drinking, harmful use or alcohol dependence. The term at-risk drinking is used to refer to individuals – with or without a diagnosable AUD – who consume alcohol in amounts, which exceed the limits for acute or chronic harm set by the WHO (3). Binge drinking is defined according to the Finnish guidelines (51). Alcohol dependence is defined according to either the ICD or DSM and AUDs according to DSM (Table 1). Terminology used in previous literature has been amended in this study to correspond to these definitions when possible.

**Table 1.** Diagnostic criteria (abridged) of harmful use of alcohol, alcohol abuse, alcohol dependence and alcohol use disorder  
(The World Health Organization, 2016; American Psychiatric Association, 2013; American Psychiatric Association, 1994).

ICD-10	DSM-IV				DSM-5
Harmful use	Dependence	Abuse	Dependence	Alcohol use disorder (AUD)	
A pattern of alcohol use that is causing damage to physical or mental health (no concurrent diagnosis of alcohol dependence). Continued drinking despite actual damage to the mental or physical health of the user.	Three or more of the following have been present together at some time during the previous year.	A maladaptive pattern of alcohol use leading to clinically significant impairment or distress; at least one criterion within a year (never met criteria for dependence). Alcohol use resulting in a failure to fulfil major role obligations.	A maladaptive pattern of alcohol use leading to clinically significant impairment or distress; at least three criteria within 12 months. Tolerance; a need for markedly increased amounts to achieve desired effect or diminished effect of alcohol.	The presence of at least two criteria within 12 months. The severity of the AUD is defined as Mild (2-3 symptoms), Moderate (4-5 symptoms) or Severe ( $\geq 6$ symptoms). Drinking in larger amounts or over a longer period than intended.	
	A strong desire or compulsion to drink.	Recurrent alcohol use in situations in which it is physically hazardous.	Withdrawal; the characteristic withdrawal syndrome or use of alcohol or a closely related substance to relieve withdrawal symptoms.	A persistent desire or unsuccessful efforts to cut down or control alcohol use.	
	A physiological withdrawal state; the characteristic withdrawal syndrome or use of the same or a closely related substance to relieve withdrawal symptoms. Tolerance; increased doses are required to achieve desired effect. Progressive neglect of alternative interests or increased time used to obtain, drink or recover from alcohol. Persistent drinking despite clear evidence of harmful consequences.	Recurrent alcohol-related legal problems.  Continued use despite persisting problems caused or exacerbated by alcohol.	Drinking in larger amounts or over a longer period than intended.  A persistent desire or unsuccessful efforts to cut down or control alcohol use. A great deal of time spent obtaining, drinking or recovering from alcohol.  Important activities given up or reduced because of drinking. Continued drinking despite knowledge a health problem that caused by alcohol use.	A great deal of time is spent obtaining, drinking or recovering from alcohol.  Craving or a strong desire to use alcohol.  Alcohol use resulting in a failure to fulfil major role obligations.  Continued use despite persisting problems caused or exacerbated by alcohol. Important activities given up or reduced because of drinking. Recurrent alcohol use in situations in which it is physically hazardous. Continued drinking despite knowledge of a health problem caused by alcohol use. Tolerance; a need for markedly increased amounts to achieve desired effect or diminished effect of alcohol. Withdrawal; the characteristic withdrawal syndrome or use of alcohol or a closely related substance to relieve withdrawal symptoms.	

### 2.2.2 Measuring alcohol use: The Timeline Follow-Back

When measuring alcohol consumption, accuracy and usability are important factors. Self-reports have been the basis upon which estimation of alcohol consumption has been founded (Del Boca and Darkes, 2003; Room, 2000). Self-reports of alcohol consumption have been subject to criticism because of their lack of accuracy; specifically underreporting observed in individuals with alcohol-related problems (Searles et al., 2000).

The Timeline Follow-back (TLFB) is a daily drinking estimation measure, which is based on retrospective self-reports and administered by trained interviewers. The interviewer reviews alcohol consumption with the interviewee day-by-day using key-events of life to help in recalling frequency and amounts of all alcoholic beverages consumed as precisely as possible. The timeframe for the TLFB can vary. In large study samples, the TLFB with a one month window was found to be representative of annual consumption (Vakili et al., 2008). The TLFB is a preferred instrument for measuring alcohol consumption in large study populations (Sobell et al., 1988).

### 2.2.3 Other methods of measuring alcohol use

Quantity-frequency (QF) methods have been one of the first ways to assess alcohol consumption (Room, 2000). People are asked to report their usual or average consumption: “On how many days of the week have you had a drink?” and “How much alcohol did you drink on a drinking day?”

The major benefit of QF methods is that they are fast to use. QF methods have been widely used to evaluate alcohol consumption in research settings (Room, 2000). However, they have been criticized as underestimating alcohol consumption (Romelsjö et al., 1995; Sobell et al., 1982). When asking about average consumption, days of sporadic heavier drinking – which are associated with alcohol-related problems – tend to go unreported (Rehm et al., 1999).

Concurrent recall methods are based on self-reporting which happens real-time or in a close temporal proximity of the actual drinking occasion. Examples include paper or computerized day-by-day drinking diaries. Concurrent recall methods have been shown to be the most accurate self-reporting method, but they are time-consuming and laborious and have not been used widely in alcohol research (Searles et al., 2000; Carney et al., 1998; Sobell et al., 1988).

## 2.2.4 Screening for alcohol problems: The Alcohol Use Disorders Identification Test (AUDIT)

Individuals with alcohol problems often seek medical help for reasons other than their drinking, e.g. psychiatric symptoms such as depression (Reid et al., 1986). The AUDIT is a screening tool developed originally for primary care in order to help identify those with at-risk drinking without yet having marked alcohol-related physical or social consequences (Saunders et al., 1993). Today, the AUDIT is widely used in a variety of clinical settings (Aalto et al., 2009; Reinert and Allen, 2007).

The AUDIT consists of 10 questions, which can be divided into two types (Appendix I). The first three questions evaluate drinking quantity and frequency. The remaining questions proceed to evaluate symptoms of harmful use and dependence, which can exist before diagnostic criteria are met. All 10 questions are scored from zero to four thus yielding a maximum score of 40.

In order to improve user-friendliness in clinical settings, several abbreviated versions of the AUDIT have been developed. The most commonly used abbreviations are the AUDIT-C and AUDIT-3. The AUDIT-C consists of the first three questions of the AUDIT which quantify the amount of alcohol consumed (Bush et al., 1998). The AUDIT-3 consists of only the third question from the original AUDIT regarding the frequency of consuming  $\geq 6$  drinks on a single occasion (Bradley et al., 2003; Bush et al., 1998).

Cut-off points are lower when the purpose of screening is to identify at-risk drinking than AUDs (Reinert and Allen, 2007). When the purpose of screening is to identify at-risk drinkers, the sensitivity and specificity of the AUDIT with cut-offs of  $\geq 5$  to  $\geq 7$  have been between 0.73-0.96 and 0.88-0.96, respectively (Reinert and Allen, 2007). When screening for AUDs, the standard cut-off has been  $\geq 8$  points which has yielded a median sensitivity of 0.86 and a median specificity of 0.89 (Reinert and Allen, 2002). Some evidence indicates that cut-offs should be adjusted by gender (Reinert and Allen, 2007).

For the AUDIT-C, a cut-off of  $\geq 4$  among men to screen for at-risk drinking has been recommended (sensitivities 0.85-1.00 and specificities 0.53-0.77) (Reinert and Allen, 2007). To screen for AUDs, a recommended cut-off has been  $\geq 5$  (sensitivities 0.61-0.94, specificities 0.71-0.77). Among females, the recommended cut-offs for at-risk drinking and AUDs have been  $\geq 3$  (sensitivity 0.91 and specificity 0.52) and  $\geq 4$  (sensitivities 0.38-0.86, specificities 0.82-0.83), respectively (Reinert and Allen, 2007).

The AUDIT-3 is not consistent in screening for at-risk drinkers: sensitivities have been between 0.51-0.83 and specificities between 0.91-1.00 (Reinert and Allen, 2007) with a cut-off of  $\geq 1$ . The NIAAA has recommended that clinicians use this item as an



initial screening question for at-risk drinking, but the number of drinks should be lowered from six to five drinks per occasion for men and four for women (National Institute on Alcohol Abuse and Alcoholism, 2005).

Some studies have also shown good validity of the AUDIT or its abbreviations in specific sub-populations with psychiatric disorders, e.g. first episode psychosis (Nesvag et al., 2010; Maisto et al., 2000). The validity of the AUDIT-C in screening for alcohol dependence, any AUDs and any AUDs or at-risk drinking among individuals with past year anxiety, mood and personality disorders has previously been studied (Dawson et al., 2005). This study found that the validity of the AUDIT-C was comparable to the validity found in the general population. The validity of the AUDIT-C in screening for at-risk drinking as an independent group was not analysed (Dawson et al., 2005).

### 2.2.5 Other methods of screening for alcohol problems

The 25-question Michigan Alcoholism Screening Test (MAST) includes questions about drinking behaviour and alcohol-related problems. It is particularly useful in screening for alcohol dependence for which it was originally designed (Selzer, 1971). A review showed sensitivities between 0.36-1.00 and specificities between 0.36-0.96 in screening for AUDs (Storgaard et al., 1994). However, it is not particularly sensitive when screening for less severe problems such as hazardous drinking (Saunders and Kershaw, 1980).

The CAGE questionnaire is short and simple consisting of only four questions (Ewing, 1984). The CAGE has been proven effective in screening for AUDs in primary care with sensitivities between 0.43-0.94 and specificities between 0.70-0.97 (Fiellin et al., 2000). However, the sensitivities of CAGE in screening for at-risk drinking have been between 0.14-0.84 with specificities between 0.79-0.97 (Fiellin et al., 2000).

Even shorter, ultra-brief screening has been tested. These ultra-brief screens use one question to screen for at-risk drinking, e.g. "On any single occasion during the past three months, have you had more than five drinks containing alcohol?" This single question screen had a sensitivity of 0.62 and a specificity of 0.93 (Taj et al., 1998). In a recent meta-analysis of ultra-brief screening of heavy drinking the pooled sensitivity of a single-question approach was 0.55 and a specificity of 0.87 (Mitchell et al., 2014).

Biochemical markers have been advocated as alcohol screening and monitoring tools to substantiate self-reports of alcohol use (Miller and Anton, 2004). The most commonly used biochemical markers have been carbohydrate-deficient transferrin (CDT) and gamma-glutamyltransferase ( $\gamma$ GT) (Conigrave et al., 2003). Other

traditional markers have included aspartate aminotransferase (AST) and alanine aminotransferase (ALT), and the red blood cell volume (mean corpuscular volume: MCV) (Conigrave et al., 2003).

A review of the performance of CDT and  $\gamma$ GT reported that in primary health care settings and in general population samples they are not usable in screening for at-risk and heavy drinking or AUDs due to very low sensitivities 0.20 (Salaspuro, 1999). The specificity of CDT has often been found to be over 0.90, as it is not influenced by medications and is elevated in only few instances such as rare genetic variants, very severe liver disease and biliary cirrhosis (81). The specificity of  $\gamma$ GT is typically lower due to more confounders such as common medications and hormones (81).

There are many alternative methods with good sensitivity and specificity when screening for AUDs. However, none of these methods perform as well as the AUDIT when the objective of screening is to identify at-risk drinking.

## 2.2.6 Impact of alcohol problems

Recent statistics indicate that 5.9% of all global deaths, that is 3.3 million deaths annually, are due to alcohol and alcohol has been identified as a component cause for over 200 health conditions (The World Health Organization, 2014). Alcohol related mortality has increased globally (The World Health Organization, 2008). A large proportion of the disease burden attributable to alcohol arises from acute alcohol consumption. Binge drinking puts an individual at risk for acute alcohol-related harm, specifically unintentional and intentional injuries including road traffic crashes, violence, suicides and fatal alcohol-related injuries, as well as sexually transmitted diseases (The World Health Organization, 2014; Baliunas et al., 2010). Among 20-39 year olds, approximately 25% of all deaths are alcohol-attributable (The World Health Organization, 2014). It has also been demonstrated that the pattern of consumption is key in the relationship between alcohol and cardiovascular disease: the potential beneficial cardio-protective effect of relatively low levels of drinking disappears if an individual engages in binge drinking (Goel et al., 2018; Roerecke and Rehm, 2014).

The consequences of long-term alcohol use to an individual's health vary according to e.g. individual risk factors (The World Health Organization, 2014). A few of the most important disease groups for which alcohol is a risk-factor are cardiovascular (Rehm et al., 2016; Roerecke and Rehm, 2014) and gastrointestinal diseases (Rehm et al., 2013; Irving et al., 2009), diabetes mellitus (Baliunas et al., 2009), cancers (Nelson et al., 2013; Rehm and Shield, 2013; Seitz et al., 2012), infectious diseases such as

tuberculosis (Lönnroth et al., 2008) and neurologic and psychiatric disorders such as epilepsy (Samokhvalov et al., 2010) and depression (Fergusson et al., 2009).

Alcohol-related harm does not solely encompass harm to an individual's health, but also socioeconomic harm such as loss of earnings, unemployment or family problems, stigma and barriers to accessing health care (The World Health Organization, 2014). The annual alcohol-related costs to society in Finland are approximately 1.3-1.4 billion Euros of which 300-400 million Euros are attributed to health and welfare services (Official Statistics of Finland, 2015).

Alcohol and alcohol-related conditions contribute substantially to the global burden of disease (The World Health Organization, 2014). According to a recent evaluation, 5.1% of the global burden of disease and injury, as measured in disability adjusted life years (DALYs), was attributable to alcohol (The World Health Organization, 2014). Alcohol-related disability was attributed most prominently to unintentional injuries, neuropsychiatric disorders (e.g. alcohol use disorders) and cardiovascular illness.

AUDs cause even more disability than direct mortality (The World Health Organization, 2014). Alcohol dependence is associated with severe levels of disability and psychosocial impairment (Pitkänen et al., 2016; Levola et al., 2014; Dawson et al., 2009) and disability increases linearly with the severity of alcohol dependence (Dawson et al., 2009).

The repercussions of alcohol with respect to mortality, morbidity and related costs are formidable and efforts should be made to relieve this disease burden.

### Health-related Quality of Life and alcohol use

Abstinence or reduction of alcohol consumption have traditionally been the primary treatment goals for alcohol dependence. However, recovery from AUDs has been defined as “a process of change through which an individual achieves abstinence and improved health, wellness, and quality of life” (Center for Substance Abuse Treatment, 2007). Thus, quantification of alcohol consumption is not sufficient to reflect the full range treatment outcomes (Laudet, 2011; McLellan et al., 1996).

Those with alcohol dependence report impaired HRQoL compared to the general population. HRQoL is more severely impaired in alcohol dependence than in many chronic somatic health conditions (Donovan et al., 2005). The relationship between HRQoL and alcohol dependence is moderated by a number of socio-demographic and patient characteristics, including co-occurring psychiatric disorders, age, education and gender (Donovan et al., 2005).

HRQoL is impaired also in at-risk compared to moderate drinkers (Essex et al., 2014; Valencia-Martin et al., 2013; Paul et al., 2011; Volk et al., 1997). At-risk drinkers experience more problems with mental and physical dimensions of HRQoL than do moderate drinkers (Essex et al., 2014). However, some studies have shown no differences or even better scores among moderate and at-risk drinkers when compared to non-drinkers in some domains of HRQoL, e.g. physical activity (Valencia-Martin et al., 2013; Paul et al., 2011).

While the literature showing that HRQoL is impaired among alcohol dependent individuals is quite strong, there is limited information as to the effect of treatment on HRQoL (Daeppen et al., 2014). One prospective observational study reported rapid improvement in the mental dimension of HRQoL following treatment initiation among individuals with alcohol dependence (Daeppen et al., 2014). Improvement of HRQoL was associated to the extent of alcohol use after initiation of treatment; HRQoL measures were close to the general population norm in patients with alcohol dependence with no or nearly no alcohol use.

The effect of alcohol use patterns, specifically binge drinking on HRQoL has been addressed in some studies (Luquiens et al., 2016; Mohamed and Ajmal, 2015; Monahan et al., 2012; Wen et al., 2012; Paul et al., 2011; Okoro et al., 2004; Volk et al., 1997). These studies agree that frequent binge drinking has a negative impact on HRQoL and especially its mental dimensions.

## 2.3 Depression

### 2.3.1 Defining depression

Depression is a common mental disorder, which affects an individual's mood and results in a decreased ability to function. Depression is a cause of intense suffering and disability and places the afflicted individual at an increased risk for self-harming behaviour and premature death (Saarni et al., 2007; Osby et al., 2001; Black et al., 1987).

#### Diagnostic categories

In order to meet the diagnostic criteria for depression, according to the ICD-10, there are 10 depressive symptom criteria, at least four of which must be present most of the

time for a minimum of two weeks (The World Health Organization, 2016). Of the three core symptoms, at least two (depressed mood, loss of interest in everyday activities, reduction in energy) plus at least two of the remaining seven symptoms (disturbed sleep, poor concentration or indecisiveness, low self-confidence, poor or increased appetite, suicidal thoughts or acts, agitation or slowing of movements, guilt or self-blame) are required for diagnosis. Depression is classified into mild, moderate or severe according to the number of depressive symptoms present.

Major depressive disorder (MDD) according to the DSM-5 can be diagnosed when depressed mood or a loss of interest or pleasure in daily activities are present for longer than two weeks (American Psychiatric Association, 2013). Five of the following symptoms must be present: depressed or irritable mood, decreased interest or pleasure in most activities, weight change or change in appetite, insomnia or hypersomnia, psychomotor agitation or retardation, fatigue or loss of energy, feelings of worthlessness or excessive guilt, diminished ability to think or concentrate, thoughts of death or suicide. A depressive episode is classified as mild, moderate or severe according to the number of symptoms present.

### 2.3.2 Screening for depression: the Beck Depression Inventory

Screening of risk-groups is important in order to recognize those individuals who have depressive symptoms even when they are not the primary reason for seeking medical help. Targeted screening is recommended by the Finnish Current Care Guidelines (Isometsä et al., 2009).

There are several possible methods of screening for depression, one of which is the Beck Depression Inventory (BDI). The original 21-question Beck Depression Inventory (BDI) is a screening tool for depression designed for use in the general population (Beck et al., 1988). It has also been found to perform well in screening for depression in primary care (Williams et al., 2002). The BDI was first published in 1961 and then revised in 1971. A modified version, the BDI-II, was published in 1996 (Beck et al., 1996). The BDI is not a diagnostic instrument.

There are four to six alternate responses in the original 21-question BDI. Each question is scored from zero to three points yielding a maximum score of 63 points. While used of screening, the BDI and its version are also used to indicate depression severity with higher total scores indicating more severe depressive symptoms. In the original 21-question BDI, zero to nine points suggests no depression, 10-18 indicates mild to moderate depression, 19-29 indicates moderate to severe depression and 30-63 signifies indicates severe depression (Beck and Beck, 1972).

The BDI has been extensively studied and is widely used in primary care (Beck et al., 1988). The BDI has also been found to be valid in screening for depression in many specific patient populations, e.g. dual diagnosis patients (Lykke et al., 2008).

The Beck Depression Inventory, Short Form (BDI-SF) is a simplified shorter version of the original BDI. It is composed of 13 items (questions 1, 2, 3, 4, 5, 7, 9, 12, 13, 14, 15, 17 and 18 of the original 21-question BDI). In the BDI-SF, the response options for each question have been narrowed down to four for simplification (Beck and Beck, 1972). The BDI-SF has been found to be an adequate alternative to the original BDI (Cathebras et al., 1994; Beck et al., 1974).

In the original study of Beck et al. in 1972,  $\geq 4$  points on the BDI-SF were defined as indicating mild and  $\geq 8$  points moderate to severe symptoms of depression in a primary care setting (Beck and Beck, 1972). Other literature supports a score  $\geq 8$  as indicating depression (Love et al., 2004; Cathebras et al., 1994), while some studies have suggested a higher cut-off of  $\geq 10$  points (Furlanetto et al., 2005).

### 2.3.3 Comorbidity with alcohol use

There are four widely accepted classes of explanation models for the common co-occurrence of two disorders: 1) one disorder predisposes to the other, 2) the existence of shared risk factors that predispose persons to both disorders, 3) separate but inter-correlated risk factors that predispose persons to both disorders and 4) the two disorders are reflections or the same condition (Caron and Rutter, 1991). Alcohol use can be the direct cause of psychiatric symptoms or it can exacerbate existing conditions. In some instances, alcohol problems may be the result of an ill-advised attempt to alleviate psychiatric distress.

Alcohol dependent individuals frequently report severe problems with anxiety, distress and depression (Pitkänen et al., 2016) and AUDs commonly co-occur with psychiatric disorders of which affective, anxiety and personality disorders are the most common comorbidities (Hasin et al., 2007; Pirkola et al., 2006).

### Depression and alcohol problems

There is a well-documented association between depression and alcohol problems, which cannot be explained solely by the random overlapping of these two conditions (Sullivan et al., 2005; Lynskey, 1998). A systematic review of 35 studies estimated the prevalence of current alcohol problems in depressed patients to be 16%, as compared

to 7% in the general population (Sullivan et al., 2005). This review also demonstrated that alcohol problems complicate treatment of depression and can stand in the way of recovery. In the Finnish general population, major depression was twice as common in individuals with past year alcohol dependence compared to the general population (Pirkola et al., 2006).

Most studies examining the co-occurrence of depression and alcohol problems have focused on the explanation model where causality is presumed (Lynskey, 1998). There is evidence to suggest that alcohol problems may predispose to an increased risk of depression (Fergusson et al., 2009). Furthermore, the risk of depression may increase with alcohol problems in comparison to moderate alcohol use and increase further as alcohol abuse proceeds to alcohol dependence (Merikangas et al., 1998). However, the direction of causality has been proposed both ways i.e. that depression predisposes to alcohol problems via self-medication (Chutuaape and de Wit, 1995). A twin-study indicated that amongst males the observed correlations between alcohol problems and depression could be explained by genetic factors but in females, this correlation was explained by individual environmental factors together with either genetic effects or family environment (Tambs et al., 1997).

The explanations for comorbidity are not purely academic, but may have direct implications for treatment (Lynskey, 1998). If depression is secondary i.e. the result of alcohol problems then the appropriate treatment would be reduction or cessation of alcohol use, which would alleviate or eliminate depressive symptoms. On the other hand, if depression is primary and alcohol use is self-medication then treatment of depression should result in reduction of alcohol use. However, if the underlying causes of the two disorders are shared, the treatment of either condition will not necessarily have any effect on the other (Lynskey, 1998). Even if no causality is presumed, it is still possible that one disorder may exacerbate symptoms of the other.

In clinical practice it is often the case that when a patient is presenting with depressive symptoms and alcohol problems, it is difficult to determine what the causality may be. Studies on treatment of comorbid depression and alcohol problems have found that antidepressant medications may improve mood and reduce drinking whether the patients' depression is primary or secondary (Agabio et al., 2018).

#### 2.3.4 Impact of depressive disorders

Depression is associated with excess mortality compared with non-depressed individuals (Cuijpers et al., 2013). The excess mortality associated with depression is mostly due to suicide (Osby et al., 2001; Black et al., 1987).

In the general population, depression is associated with decreased QoL and has been calculated to account for 55% of the loss in QALYs (Saarni et al., 2007; Evans and Huxley, 2002). Globally, depression is the third leading cause of disease burden and the fourth leading cause of disability (The World Health Organization, 2008). Depression has been predicted to rise to the leading non-inflammatory disease cause of disability by the year 2030 (Murray et al., 2012). In the EU-region, the four most disabling single conditions calculated by DALYs are depression, dementias, AUDs and stroke (Wittchen et al., 2011).

Depression results in work disability, which was recently calculated to in Finland to have cost 617 million Euros in disability compensation in a single year (Isometsa et al., 2009). The number of people on disability benefits because of depression has risen dramatically during the past 25 years in Finland, but in the past few years, this trend has broken (Social Insurance Institution of Finland, 2017).

A common feature of depression is recurrence for which the risk is elevated in relation to the number of past episodes and if refractory symptoms persist (Kessing and Andersen, 2005; Kanai et al., 2003). When chronic, depression is a major risk factor for persistence of disability in specifically in the domains of social functioning, emotional and mental health (Cabello et al., 2014).

A systematic review using the International Classification of Functioning (ICF) as a framework identified psychosocial difficulties in the domains of emotional functions, energy and drive, cognitive performance, employment, personal relationships and community life (Cabello et al., 2012). The review found that the presence of comorbidities and more severe depressive symptoms were related to worse psychosocial functioning.

## Health-related Quality of Life and depression

Depression has a severe negative impact on HRQoL (IsHak et al., 2011; Papakostas et al., 2004); a finding which has been replicated in the general population (Subramaniam et al., 2013), primary care patients (Riihimäki et al., 2016) and patient cohorts seeking or receiving treatment depression (Trivedi et al., 2006; Rapaport et al., 2005). It has been proposed that treatment studies of MDD should track HRQoL as the ultimate outcome measure of treatment success (IsHak et al., 2011).

Impairment of HRQoL can persist even after symptomatic improvement or recovery of depression and even place patients at risk for relapse (Markkula et al., 2016; Angermeyer et al., 2002). It has been demonstrated that decreased HRQoL predicts depressive symptoms over time (Kuehner and Huffziger, 2009). Therefore,



understanding the factors contributing to impairment of HRQoL in the context of depression can be important in both treatment and relapse prevention.

Symptom severity of depression has been shown to be associated with diminished HRQoL (IsHak et al., 2011). However, the variance in HRQoL in depression cannot be explained by symptom severity alone: socio-demographic variables such as education and income contribute HRQoL as well (Berlim et al., 2008).

Literature on the effect of alcohol problems on HRQoL in the context of depression is limited and somewhat conflicting. A review on HRQoL in the context of alcohol dependence found psychiatric comorbidity to lead to further reduction of HRQoL (Foster et al., 1999). Another study found that symptoms of anxiety and depression accompanying alcohol dependence lead to an increase in severity of the problems associated with the disorder and have a negative effect on HRQoL (Saatcioglu et al., 2008). However, a recent study did not find statistically significant HRQoL differences between individuals with comorbid MDD and AUD than those with MDD without AUD despite the study hypothesis (Danovitch et al., 2016).

It seems that the detrimental effect of depression on HRQoL is widely shown to be true, but it remains somewhat unclear whether alcohol problems contribute to further impairment of HRQoL. More research on factors, which contribute to impaired HRQoL in depression has been called for (IsHak et al., 2013).

## 2.4 Rationale for the study

Both alcohol problems and depression are associated with impaired QoL (Angermeyer et al., 2002; Foster et al., 1999), however, there is limited information on the dynamic of the effect of co-occurring alcohol problems and depression on QoL (Danovitch et al., 2016; Saatcioglu et al., 2008; Foster et al., 1999).

Despite the common co-occurrence of alcohol problems and depression, there is no previous research on the validity of the AUDIT in screening for at-risk drinking in the context of depression. The AUDIT is an effective method used to screen for at-risk drinking in the general population and among primary care patients (Aalto et al., 2009; Daeppen et al., 2000; Saunders et al., 1993), but it is yet to be evaluated in this specific population.

Even though alcohol use patterns, e.g. binge drinking, are widely known to cause many other diseases, the role of alcohol use patterns in depression has not been as extensively studied. It is also unclear what, if any, the associations between alcohol problems and alcohol use patterns and QoL are among depressed individuals.

### 3 AIMS OF THE STUDY

- I) To systematically review the literature on HRQoL in alcohol dependence with a specific focus on the impact of depression and symptoms thereof, as well as other psychopathology.
- II) To validate the AUDIT and its abbreviated versions the AUDIT-C and AUDIT-3 in screening for at-risk drinking in depressed individuals of the general population.
- III) To evaluate the association between depression and binge drinking in the general population.
- IV) To evaluate the association between alcohol use and problems and quality of life in depressed and non-depressed individuals of the general population.

## 4 MATERIALS AND METHODS

### 4.1 Study I

#### 4.1.1 Narrative synthesis: a systematic literature review

A systematic literature review was conducted with the purpose of summarizing existing data on problems with HRQoL in alcohol dependence. The review was carried out as a part of a larger literature review within the scope of a coordination action called PARADISE (Psychosocial fActors Relevant to brAin DISorders in Europe) (Cieza et al., 2015). The aim of the larger PARADISE literature review was to collect information on psychosocial difficulties reported in the context of alcohol dependence.

The systematic literature review used the methodology of narrative synthesis (Popay et al., 2006). Narrative synthesis employs a systematic approach to data search and collection, appraisal of study quality, as well as synthesis of the collected data. Narrative synthesis uses a descriptive approach to data synthesis rather than a numeric one and relies on words to explain the findings and when data are not suitable to be pooled due to differences in study designs (Ryan and Cochrane Work Group., 2013). It can be used e.g. to describe the effects or implications of applied interventions. Narrative synthesis is at best used in systematic reviews or meta-analyses focusing on a wide range of complex questions where the results are difficult to reduce to numbers. It has been utilized in several studies (Coenen et al., 2016; Levola et al., 2014; Cabello et al., 2012). The term narrative synthesis is not to be confused with a narrative review, which does not typically employ a systematic or transparent methodology.

#### 4.1.2 Data collection

MEDLINE and PsychINFO databases were searched for studies published in English between January 2005 and May 2010 (for search terms see Appendix II). The database search was performed by a team at Ludwig-Maximilian University in Munich, which had previous experience on large database searches. The database search identified 1234 references. The references' abstracts were screened to determine whether they met inclusion/exclusion criteria.

The inclusion/exclusion criteria were

- 1) information on psychosocial difficulties;
- 2) a diagnosis of alcohol dependence according to the ICD-9, ICD-10 (The World Health Organization, 2016; The World Health Organization, 1975), or the DSM-III-TR, DSM-IV or DSM-IV-TR (American Psychiatric Association, 2000; American Psychiatric Association, 1994; American Psychiatric Association, 1987);
- 3) included study types: randomized controlled trials, controlled clinical trials, open intervention trials, longitudinal observational studies, cross-sectional studies and qualitative studies;
- 4) excluded study types: meta-analyses, reviews, editorials, phase I and II studies and studies focusing on persons under the age of 18.

In the case of multiple publications from one dataset, the paper from the journal with the highest impact factor was included. In the case where a decision of inclusion/exclusion could not be made based on the abstract, the reference was classified as ambiguous. In addition to all included papers, full texts of ambiguous references were obtained and thereafter classified as included/excluded. The full texts of 515 papers were obtained, of which 244 were included in the overall analysis of psychosocial difficulties in alcohol dependence.

#### 4.1.3 Data extraction

Data from the 244 included papers were systematically extracted using a predefined protocol (Pitkänen et al., 2016). Extracted data comprised information concerning psychosocial difficulties and their associations and determinants, study characteristics, including the study design and the assessment instruments used. Associations were extracted when they were statistically significant in quantitative studies or identified as such in qualitative studies.

Each paper was ranked according to study quality as poor, acceptable, good or excellent (National Institute for Health and Clinical Excellence, 2014). Poor quality papers were further excluded. Finally, the extracted data was screened to determine whether papers reported on HRQoL or its domains. Because of the existing heterogeneity in the conceptualization of HRQoL in the literature, studies using different definitions of HRQoL and its domains were included.

## 4.2 Studies II-IV

### 4.2.1 Data collection

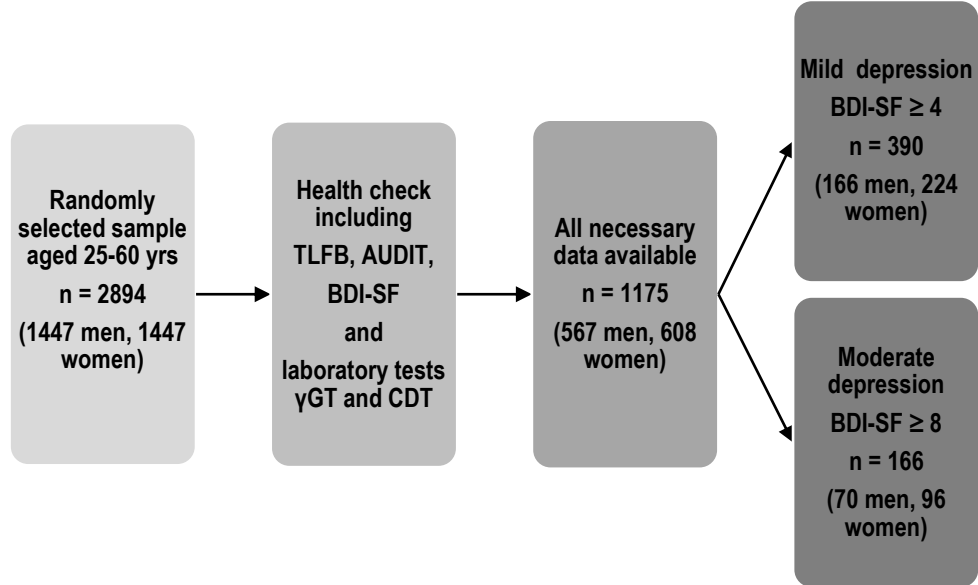
The FINRISK 2007 is a general population study, which was approved by the Coordinating Ethics Committee of the Hospital District of Helsinki and Uusimaa. It comprised a randomly selected total sample of 11 953 persons between the ages 25-74 from six regions in Finland (Peltonen et al., 2008). The sample was randomly selected using the national register (Finnish Population Information System). The sample was stratified according to gender and 10-year age groups. Each age group contained 200 men and 200 women per each area. After sampling, 47 individuals died or moved away from the regions resulting in the total sample size of 11 953.

Several affiliated studies were conducted using smaller subsamples of the FINRISK 2007. The cross-sectional studies II-IV utilized data from a random subsample of FINRISK 2007 (4020 individuals; 67% of the original sample from three regions) for which alcohol use was investigated in detail.

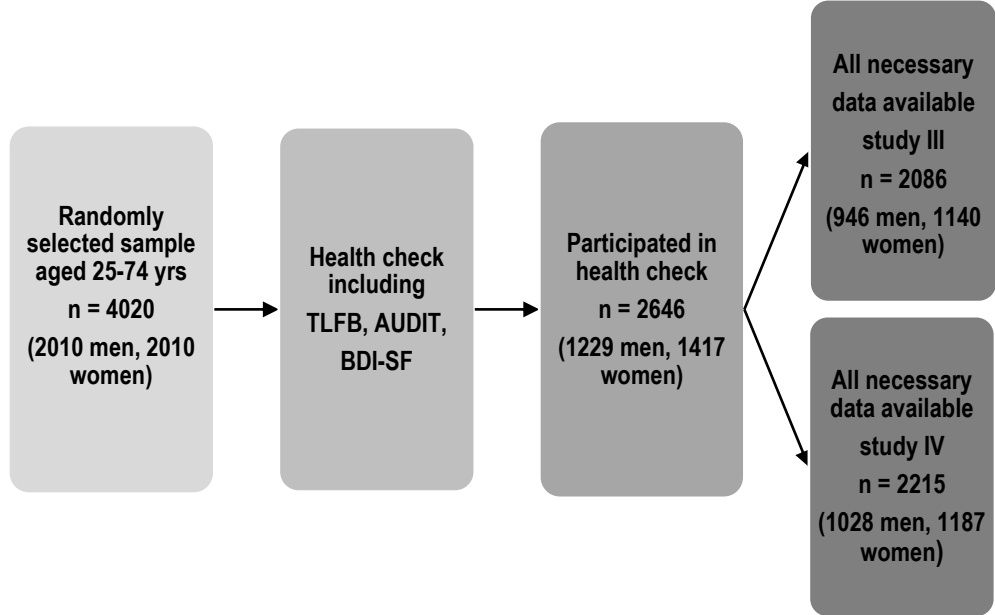
The sample received a questionnaire by mail that included questions regarding socio-demographic information, general health habits, chronic diseases and symptoms, as well as an invitation to a health check. Of the 4020 individuals invited, 2646 (1229 men, 1417 women; 65.8%) attended the health check. During the health check, the participants filled out the AUDIT and the BDI-SF, and were also asked to participate in the TLFB -interview. CDT- and  $\gamma$ GT-levels were analysed from venous blood tests for all participants who were between the ages 25-60 ( $n = 2894$ ).

In study II, all necessary data were available for 1175 respondents (response rate 40.6%) (Figure 1). In study III, 2086 respondents and in study IV, 2215 respondents for whom the necessary data was available were included in the analyses (response rates of 51.9% and 55.1%, respectively). Some previously unpublished analysis in studies III and IV were conducted with all 2646 respondents after imputation of missing data.

**Figure 1.** Sample selection for study II.



**Figure 2.** Sample selection for studies III-IV.



#### 4.2.2 Measures

The original full AUDIT in Finnish was used (175). From it, the scores for the abbreviated versions the AUDIT-C and AUDIT-3 were derived for use in study II. In study III, a cut-off of  $\geq 8$  for the full AUDIT was used to indicate alcohol problems. In study IV, AUDIT-score was used as a continuous variable to indicate severity of alcohol problems.

The TLFB was administered face-to-face by interviewers who had participated in a two-day training session to carry out the interview. The interviewers converted respondents' reports of amounts of alcohol consumed into equivalents of about 12 g of alcohol corresponding to a Finnish standard drink unit (i.e., 33 cl bottle of beer, 12 cl glass of wine or 4 cl drink of spirits). The TLFB covered the previous 28 days. Memory aids (weekends and special occasions) were used to enhance recall of alcohol consumption amounts. The interviewers were blinded to the results of the AUDIT.

At-risk drinking calculated from the TLFB was the gold standard for alcohol use and the reference measure against which the AUDIT, AUDIT-C and AUDIT-3 were validated in study II. At-risk drinking was defined as  $\geq 280$  g weekly or  $\geq 60$  g on at least one occasion in the previous 28 days for men, 140 and 40 g, respectively, for women. In studies III and IV, mean weekly alcohol consumption, binge drinking and abstinence were calculated from the TLFB. Binge drinking was defined as consuming  $\geq 7$  (men) or  $\geq 5$  (women) drinks on one drinking occasion (II-IV).

Depression was measured by a modified BDI-SF scored on a scale of from zero to 39. There are four to six alternate responses in the original 21-question BDI. In the BDI-SF, the response options for each question have been narrowed down to four for simplification (Beck and Beck, 1972). In the modified BDI-SF used in studies II-IV, four to six response options are given - as in the original BDI - for the 13 questions of the BDI-SF. There is no stabilized cut-off for the screening of depression with the modified BDI-SF. In the original study of Beck et al., a cut-off of  $\geq 4$  points on the BDI-SF was defined as indicating mild and  $\geq 8$  points as indicating moderate to severe depression (118).

In study II, a cut-off of  $\geq 4$  points was used to indicate at least mild and  $\geq 8$  to indicate at least moderate depression. A cut-off of  $\geq 8$  points was used in studies III and IV to indicate depression. The groups with mild and moderate depression were not mutually exclusive.

For the purpose of laboratory testing (II), participants had been instructed to fast for four hours prior to laboratory testing. Venous blood samples were collected, handled and analysed using standard methods. The cut-off for elevated  $\gamma$ GT-levels was

$\geq 80$  U/l for men and  $\geq 50$  U/l for women. The cut-off for elevated CDT-levels was  $\geq 1.80\%$  for both men and women. Exceeding the designated cut-off for either  $\gamma$ GT or CDT was interpreted as a positive screen for at-risk drinking. A combination of and  $\gamma$ GT was also tested, where exceeding the cut-off of either one of the two resulted in a positive screen.

QoL in study IV was measured with a single-item question of perceived overall QoL on a scale zero to 10 where zero being the worst possible alternative and 10 the best. In studies III and IV, a subject was classified as chronically ill if he/she reported one of the following diseases requiring treatment by a physician in the past 12 months: myocardial infarction, angina pectoris, chronic heart failure, elevated blood-pressure, stroke, cancerous malignancies, chronic asthma, emphysema, chronic bronchitis, rheumatoid arthritis, other articular diseases, chronic back pain, chronic urinary tract infection or nephritis. In study IV, presence of psychiatric comorbidities was categorized dichotomously (yes/no) according to self-reported mental disorders other than depression. Additionally socio-demographic variables such as age (studies II-IV), marital status (studies III-IV) and years of education (III-IV) were included.

#### 4.2.3 Statistical analyses

In study II, the sensitivities and specificities of the AUDIT, AUDIT-C and AUDIT-3 were calculated at different cut-offs in order to determine optimal cut-off points. Sensitivities and specificities were also calculated for CDT and  $\gamma$ GT at their designated cut-off levels. An optimal cut-off was designated as having a sensitivity and specificity of over 0.75 with emphasis on specificity. The defined gold standard was at-risk drinking calculated from the TLFB. Area Under the Receiver Operating Characteristic Curves (AUROCs) were calculated.

The association between depression and binge drinking was assessed in study III by creating separate logistic regression models for both genders. Covariates were age group, education years, marital status, chronic illness, AUDIT-score and total weekly alcohol consumption. Logistic regression analyses were used to calculate odds ratios (ORs).

In study IV, the associations between alcohol-related variables and QoL were analysed separately for depressed and non-depressed respondents. Linear regression models were calculated in order to adjust for covariates. Covariates were gender, age, education years, marital status, somatic illness and psychiatric disorders. The main analyses in study IV were also performed using multiple imputation to account for missing data.



Additionally, descriptive statistics (t-test and Fischer's exact test) were used for characterizations of the study population and studying the differences between groups. Inter-correlations were analysed using Pearson's or Spearman's correlation coefficient as appropriate. In all analyses, differences were considered statistically significant at  $p < 0.05$ .

Data were analysed with SPSS software.

## 5 RESULTS

### 5.1 HRQoL in alcohol dependence: the role of depression and other psychiatric comorbidity (I)

A total of 42 articles of at least acceptable quality reported on HRQoL or its domains among alcohol dependent individuals (Table 2). The most common reason for exclusion of the studies, in addition to not reporting on issues relating to HRQoL, was an inconclusive definition of alcohol dependence.

The evidence demonstrating that alcohol dependence was associated with or a primary cause of impairments in overall HRQoL and the domains of general health, mental health, physical health and social functioning was fairly strong. In addition, impairment was reported in the domains of general functioning, activities of daily living, pain and sleep.

Overall HRQoL was impaired in alcohol dependent individuals when compared to the general population (Gunther et al., 2007; Saarni et al., 2007; Malet et al., 2006) or controls (Rosenbloom et al., 2007). All seven longitudinal studies, which applied treatment interventions, reported improvement of HRQoL over time (Florez et al., 2008; Muhonen et al., 2008; Neto et al., 2008; Rus-Makovec and Cebasek-Travnik, 2008; Buu et al., 2007; Dorney-Smith, 2007; Grinshpoon et al., 2007; Martinotti et al., 2007). Four of these studies had a control condition and the improvement could be attributed to the treatment intervention (Florez et al., 2008; Muhonen et al., 2008; Neto et al., 2008; Rus-Makovec and Cebasek-Travnik, 2008; Martinotti et al., 2007).

Problems within the mental health domain were frequently reported (Dawson et al., 2009; Lahmek et al., 2009; LoCastro et al., 2009; Pettinati et al., 2009; Saitz et al., 2009; Udo et al., 2009; Ammon et al., 2008; LoCastro et al., 2008; Rash et al., 2008; Rus-Makovec and Cebasek-Travnik, 2008; Diehl et al., 2007; Easton et al., 2007; Ginieri-Coccossis et al., 2007; Grinshpoon et al., 2007; Hasin et al., 2007; Nordholm and Nielsen, 2007; Panagaria et al., 2007; Saarni et al., 2007). A causal relationship between alcohol dependence and impairment of the mental health domain could be determined in only two studies (Lahmek et al., 2009; Diehl et al., 2007). One of these two studies found that women develop problems related to the mental health domain faster after the onset of alcohol dependence than men (Diehl et al., 2007). Seven additional studies (Pettinati et al., 2009; Saitz et al., 2009; Ammon et al., 2008; Ginieri-Coccossis et al., 2007; Hasin et al., 2007; Panagaria et al., 2007; Saarni et al., 2007) found that problems

in the mental health domain were associated with alcohol dependence. The severity of problems in the mental health domain was associated with the severity of alcohol dependence in one study (Hasin et al., 2007).

Fourteen studies evaluated change in the mental health domain prospectively or retrospectively (Dawson et al., 2009; Lahmek et al., 2009; LoCastro et al., 2009; Pettinati et al., 2009; Saitz et al., 2009; Udo et al., 2009; Ammon et al., 2008; Rash et al., 2008; Rus-Makovec and Cebasek-Travnik, 2008; Diehl et al., 2007; Easton et al., 2007; Ginieri-Coccossis et al., 2007; Grinshpoon et al., 2007; Nordholm and Nielsen, 2007). The vast majority of studies (ten) reported improvements in the mental health domain during follow-up (Lahmek et al., 2009; LoCastro et al., 2009; Pettinati et al., 2009; Saitz et al., 2009; Udo et al., 2009; Ammon et al., 2008; Rus-Makovec and Cebasek-Travnik, 2008; Easton et al., 2007; Ginieri-Coccossis et al., 2007; Grinshpoon et al., 2007). Two additional observational studies reported that positive and negative changes in the mental health domain were determined by the course of alcohol dependence (Dawson et al., 2009; Diehl et al., 2007). Six intervention studies found that improvement in the mental health domain was determined by improvement of alcohol dependence (Lahmek et al., 2009; Pettinati et al., 2009; Rus-Makovec and Cebasek-Travnik, 2008; Easton et al., 2007; Ginieri-Coccossis et al., 2007; Hasin et al., 2007). One study reported no improvement in the mental health domain with treatment among individuals with alcohol dependence and comorbid personality disorder (Nordholm and Nielsen, 2007). Another study reported no improvement of the mental health domain of alcohol dependent individuals with comorbid cocaine dependence despite reduced cocaine and alcohol use, as well as improvement in the domain of psychosocial functioning (Rash et al., 2008).

Impairment in the domain of mental health was associated with psychiatric comorbidities (Lahmek et al., 2009; Ginieri-Coccossis et al., 2007; Nordholm and Nielsen, 2007). Greater improvement of mental health domain scores during an inpatient withdrawal treatment programme was reported among those with the poorest scores upon admission (Lahmek et al., 2009).

A comorbid diagnosis of depression and alcohol dependence was associated with decreased HRQoL in three studies when compared with alcohol dependence without comorbid depression (Gunther et al., 2007; Rosenbloom et al., 2007; Malet et al., 2006). Two additional studies found that symptoms of depression regardless of an official diagnosis were also associated with decreased HRQoL (Ponizovsky, 2008; Rosenbloom et al., 2007). A diagnosis of an anxiety disorder, symptoms of anxiety and psychological distress were associated with poor HRQoL in four studies (Ponizovsky, 2008; Dorney-Smith, 2007; Rosenbloom et al., 2007; Malet et al., 2006).

The domain of general functioning was evaluated in two studies (Duncan et al., 2006; Wilk et al., 2006). One study found poor general functioning to be more common among patients with MDD and comorbid AUD (30.2%) than among patients with MDD only (19.3%) (Wilk et al., 2006). The other study compared patients with alcohol dependence or bulimia nervosa only to patients with comorbid alcohol dependence and bulimia nervosa (Duncan et al., 2006). Both studies suggest that comorbid AUDs contribute to a further reduction in functioning.

The domain of social functioning was evaluated in four studies (Muhonen et al., 2008; Easton et al., 2007; Carpenter et al., 2006; Duncan et al., 2006). Impaired social functioning was reported to be more common among alcohol dependent individuals than those with problem drinking (Carpenter et al., 2006). Social functioning in alcohol dependent individuals with comorbid depression improved with pharmacological interventions (Muhonen et al., 2008).

**Table 2.** Systematic review of alcohol dependence and HRQoL<sup>1</sup> and its domains. Study designs and major outcomes.

Reference	Study design	Intervention	Control	Follow-up	HRQoL and domains	Main HRQoL-related findings
Dorney-Smith, 2007	Exploratory pilot study	Community matron model incl. case management	--	13 weeks	HRQoL	HRQoL improved in 33% of individuals
Easton et al., 2007	Post-hoc analyses of a RCT <sup>3</sup>	Cognitive-behavioural group or 12 step facilitation group therapy	--	12 weeks	Mental health Physical health Social functioning	All domains improved among those with AD <sup>2</sup> without comorbid drug use.
Florez et al., 2008	Naturalistic, randomized open-label	Naltrexone + psychotherapy	Topiramate + psychotherapy	6 months	HRQoL General health Social functioning	All domains improved in both groups, improvement was larger in topiramate group.
Ginieri-Coccossis et al., 2007	Naturalistic non-controlled	5-week in-patient detoxification	--	5 weeks	Mental health Physical health General functioning Social functioning	All domains improved from intake to discharge.
Grinshpoon et al., 2007	Open-label non-controlled	Sildenafil + AD TAU <sup>4</sup>	--	12 weeks	HRQoL Mental health Physical health Social functioning ADL <sup>5</sup>	All domains improved by 10 to 17%.
Johnson et al., 2008	RCT	Topiramate	Placebo	14 weeks	ADL	Improved in both groups, but larger improvement in topiramate group.
Lahmek et al., 2009	Naturalistic non-controlled	3-week in-patient detoxification programme	--	3 weeks	Mental health Physical health General health Pain Social functioning Vitality	Mental and physical health were impaired vs. the general population. Improvement was possible in all domains with treatment and alleviation of AD. Variables associated to different domains were identified.
LoCastro et al., 2009	RCT	Acamprosate and/or naltrexone + behavioural intervention or medical management	Placebo	1 year	Mental health Physical health Social functioning	All domains improved during the treatment period. Improvement of social functioning was sustained during follow-up. The results for mental and physical health were mixed; some measures showed sustained improvement and others decline during follow-up.
Martinotti et al., 2007	Open-label non-controlled	Aripirazole	--	16 weeks	HRQoL	HRQoL improved during the study period.

Reference	Study design	Intervention	Control	Follow-up	HRQoL and domains	Main HRQoL-related findings
Mueller et al., 2007	Naturalistic	Voluntary participation in self-help groups	Non-participants in self-help groups	1 year	Social functioning	Social functioning improved in both groups. Social functioning was less impaired at baseline in those who chose to attend self-help groups.
Muhonen et al., 2008	RCT	Memantine	Escitalopram	26 weeks +/- 2 weeks	HRQoL Social functioning HRQoL	Both domains improved statistically significantly during the study period.
Neto et al., 2008	RCT	Sequential combined treatment	TAU	180 days		Improvement in HRQoL was seen in both treatment modalities with no statistically significant difference between the two.
Nordholm and Nielsen, 2007	Naturalistic non-controlled	Cognitive-behavioural therapy or family therapy	Supportive sessions	1 year	Mental health Physical health Social functioning	Social functioning was more impaired in those with cluster B PD <sup>6</sup> vs. without; social functioning improved regardless of comorbid PD. Mental health was more impaired in those with PD and physical health in those with cluster C PD; mental or physical health did not improve.
Pettinati et al., 2009	RCT	Extended-release naltrexone	Placebo	1 year	General health Mental health Physical health Social functioning	Mental health and social functioning were impaired in individuals with AD compared with the general population. All domains improved, improvement was larger on active medication and had more abstinent days during the study period.
Rash et al., 2008	Pooled data from three RCTs	Contingency management	TAU	9 months	Mental health Physical health	Both domains were impaired in AD and comorbid cocaine dependence. Improvement was seen in physical but not mental health.
Rus-Makovec and Cebasek-Travnik, 2008	Prospective controlled observational	In-patient treatment + telephone aftercare	In-patient treatment + no follow-up	2 years	HRQoL Mental health Physical health Social functioning	HRQoL improved in both groups of inpatients. Improvement continued in the intervention group during follow-up vs. controls. Social functioning improved or remained stable in 93%. Mental and physical health improved in both groups, more in the intervention group.
Saitz et al., 2009	Post-hoc analysis	Brief motivational counselling		1 year	Mental health Physical health	AD was associated with impaired mental health but not physical health. Mental health improved during follow-up.
Ammon et al., 2008	Longitudinal observational	--	--	7 years	Mental health Social functioning	Problems in both domains were more common in those with AD vs. problem drinkers. Mental health was more impaired among women vs. men. Both domains improved during follow-up.
Buu et al., 2007	Longitudinal observational	--	--	12 years	Residential QoL	Improvement of residential QoL was associated with remission of AD. An unremitted subject tended to stay in or migrate into a more disadvantaged neighbourhood.
Carpenter et al., 2006	Longitudinal observational	--	--	1 year	Social functioning	Impaired social functioning was associated to AD and cluster B PD.
Charney et al., 2010	Longitudinal observational	--	--	12 weeks	Social functioning	Impaired social functioning was associated with worse prognosis of AD.

Reference	Study design	Intervention	Control	Follow-up	HRQoL and domains	Main HRQoL-related findings
Dawson et al., 2009	Longitudinal observational	--	--	3 years	General health Mental health Physical health Pain Social functioning	All domains deteriorated with the onset of or transition into AD. Physical health improved with remission of AD.
Diehl et al., 2007	Longitudinal observational	--	--	1 year	Mental health Physical health General functioning Social functioning	AD caused mental, physical and social problems. Problems developed more quickly after the onset of AD among women than men. General functioning was more impaired among women than men at baseline.
Gual et al., 2009	Longitudinal observational	--	--	20 years	Social functioning	Social functioning is better at 20-year follow-up.
Jorge et al., 2005	Longitudinal observational	--	--	1 year	Social functioning	Those with AD had poorer pre-morbid social support networks and social functioning vs. those without AD.
Udo et al., 2009	Longitudinal observational	--	--	1 year	Mental health General functioning Social functioning	Improvement was reported in all domains.
Duncan et al., 2006	Epidemiological	--	--	--	General functioning	AD exacerbated poor overall functioning in individuals with bulimia.
Gunther et al., 2007	Structure validation of an analytical method	--	--	--	HRQoL Pain Mobility ADL	Problems in all domains, except mobility, were reported more frequently in those with AD vs. the general population.
Hasin and Grant, 2015	Epidemiological	--	--	--	Mental health Social functioning	Impairment in both domains was associated AD. Disability increased with AD severity in both domains.
Jordaan et al., 2009	Cross-sectional	--	--	--	Social functioning	Level of social functioning decreased when AD was very severe.
Kerridge, 2008	Epidemiological	--	--	--	General functioning	Impaired functioning was associated with AD.
Locastro et al., 2008	Cross-sectional	--	--	--	Mental health Physical health Social functioning	All domains were more impaired among those with AD and prior treatments vs. treatment naive individuals.
Malet et al., 2006	Cross-validation of an analytical method	--	--	--	HRQoL	HRQoL was impaired among those with AD vs. the general population.

Reference	Study design	Intervention	Control	Follow-up	HRQoL and domains	Main HRQoL-related findings
Onen et al., 2005	Cross-sectional	--	--	--	General functioning Sleep	Sleep disturbances were reported by 9%, mean GAF-scores were low (no verified associations with AD).
Panagaria et al., 2007	Cross-sectional	--	--	--	Mental health Physical health Social functioning Pain Vitality	All domains were more severely impaired in individuals with AD with or without liver disease vs. controls.
Ponizovsky, 2008	Cross-sectional	--	--	--	HRQoL	Depressive symptoms were associated with HRQoL in AD men with alcohol-induced erectile dysfunction
Romeis et al., 2005	Twin study	--	--	--	HRQoL	Impaired HRQoL was caused by AD.
Rosenbloom et al., 2007	Cross-sectional	--	--	--	HRQoL General functioning	Both domains were more impaired in AD vs. controls. Poor HRQoL was associated with depressive or anxiety disorders and AD.
Saarni et al., 2007	Epidemiological	--	--	--	HRQoL Mental health Physical health Sleep Mobility Pain ADL	Impairment in all domains was reported among those with AD vs. the general population.
Wilk et al., 2006	Cross-sectional	--	--	--	General functioning	General functioning is more impaired in individuals with depression, bipolar disorder or schizophrenia with vs. without comorbid AD.
Yeh et al., 2008	Qualitative	--	--	--	General health	Almost everyone reported damage to their health due to AD.

<sup>1</sup> Health-Related Quality of Life <sup>2</sup> Alcohol Dependence <sup>3</sup> Randomized Controlled Trial <sup>4</sup> Treatment as Usual <sup>5</sup> Activities of Daily Living <sup>6</sup> Personality Disorder



## 5.2 Validity of the AUDIT in depression (II)

In this FINRISK general population sample, at least mild depression (BDI-SF score  $\geq 4$ ) was reported by 33.2% (29.3% of men; 36.8% of women) and at least moderate depression (BDI-SF score  $\geq 8$ ) by 14.0% (12.3% of men; 15.8% of women). At-risk drinking was common according to the given definition. In the total sample, at-risk drinking was reported by 52.2% of the respondents (58.2% of men; 46.5% of women). In the subgroup with mild depression, at-risk drinking was reported by 53.8% (60.2% of men; 49.1% of women) and in the subgroup with moderate depression by 51.8% (60.0% men; 45.8% women).

Based on the AUROCs, the AUDIT performed well among both men with mild (AUROC 0.89) and moderate (0.91) as well as women with mild (0.86) and moderate (0.87) depression. Among men with mild depression, a good level of sensitivity (0.78-0.84) and specificity (0.77-0.87) was reached with the cut-offs of  $\geq 8$  or  $\geq 9$  for the AUDIT. Similarly, the optimal cut-off in the subgroup of men with moderate depression was  $\geq 9$  (sensitivity 0.90, specificity 0.85). Among women with mild depression, both sensitivity (0.79) and specificity (0.76) were acceptable with a cut-off of  $\geq 5$ . Among women with moderate depression, sensitivity was good (0.84), however, specificity fell slightly under the predefined level of 0.75 (0.72). The cut-off of  $\geq 5$  was nonetheless the most feasible.

Based on the AUROCs, the AUDIT-C also performed well among both men with mild (AUROC 0.89) and moderate (0.90) as well as women with mild (0.84) and moderate (0.85) depression. The optimal cut-off for men with mild and moderate depression was  $\geq 6$ . With this cut-off, sensitivities were 0.83-0.86 and specificities 0.77-0.81. Among women with mild depression, a good level of sensitivity (0.86) and an excellent level of specificity (0.96) were reached with a cut-off of  $\geq 4$ . However, among women with moderate depression, a cut-off  $\geq 4$  resulted in a high level of sensitivity (0.91), but specificity fell to 0.60. An alternative cut-off of  $\geq 5$  in this subgroup resulted in a sensitivity of 0.64 and specificity of 0.94.

Based on the AUROCs, the AUDIT-3 performed well among men with mild (AUROC 0.87) and moderate (0.90) depression. The AUDIT-3 did not perform as well as the other questionnaires among women. An optimal cut-off could not be determined and AUROCs demonstrated only moderate accuracy (0.76-0.80). Among men, a good level of sensitivity (from 0.82 to 0.88) and specificity (0.78-0.79) was reached at a cut-off of  $\geq 2$ .

The alcohol-related laboratory markers CDT and  $\gamma$ GT did not perform well in screening for at-risk drinking at their designated cut-offs. Sensitivity levels were extremely low (0.10-0.17). When a positive screening result was obtained, their specificity was good or excellent (0.85-0.97). The combination of CDT and  $\gamma$ GT performed equally poorly with regards to low sensitivity.

### 5.3 Binge drinking, depression and QoL (III-IV)

Data regarding alcohol variables and QoL stratified by gender and depression, as well as between-group differences are presented in Table 3. Of all respondents, 20.7% were classified as depressed (18.9% of men, 22.3% of women). In study IV, mean QoL was statistically significantly lower in individuals categorized as depressed vs. non-depressed when both genders were analysed together. Depressed individuals had statistically significantly higher AUDIT-scores and were abstinent more often than non-depressed respondents (IV). Frequency of binge drinking and mean weekly alcohol consumption did not differ statistically significantly between the depressed and non-depressed groups (IV).

Of all respondents regardless of depression classification, 5.3% (7.5% of men, 3.5% of women) reported weekly binge drinking i.e. binge drinking at least four times in the previous 28 days (III). Of the depressed individuals, 7.8% (17.1% of men, 2.0% of women) reported weekly binge drinking (III).

The logistic regression model exploring the association between depression and binge drinking in study III is presented in Table 4. Men with weekly binge drinking during the past 28 days were found to be 2.6 times more likely to be depressed than men who reported binge drinking less often. For women, no such association between depression and binge drinking was found.

In study IV, all socio-demographic variables (age, gender, marital status, years of education), somatic illnesses, psychiatric disorders and alcohol-related variables, except for abstinence, were statistically significantly associated with QoL when analysing all respondents. Being single, divorced or widowed and less educated as well as having a higher AUDIT-score were all associated with impaired QoL regardless of depression classification. Of the alcohol-related variables, among depressed individuals, binge drinking more frequently, higher AUDIT-score and higher mean weekly alcohol consumption were all statistically significantly associated with impaired QoL. In the non-depressed group, having a higher AUDIT-score was associated with impaired QoL. Abstinence was not associated with QoL in either the depressed or the non-depressed groups.

**Table 3.** Means of alcohol use variables and quality of life among depressed and non-depressed individuals of the general population and differences between genders (independent samples T-test), imputed data. Previously unpublished.

	All (n = 2646)			Non-depressed <sup>1</sup> (n = 2098)			Depressed <sup>1</sup> (n = 548)		
	Women (n = 1417)		p	Women (n = 1101)		p	Women (n = 316)		p
	Mean (Std. error mean)	Men (n = 1229) Mean (Std. error mean)		Mean (Std. error mean)	Men (n = 997) Mean (Std. error mean)		Mean (Std. error mean)	Men (n = 232) Mean (Std. error mean)	
Mean weekly alcohol consumption <sup>2</sup>	2.69 (0.10)	6.04 (0.21)	<0.001	2.70 (0.13)	5.81 (0.23)	<0.001	2.63 (0.23)	7.02 (0.73)	<0.001
AUDIT-score	4.05 (0.12)	6.62 (0.15)	<0.001	3.92 (0.14)	6.37 (0.17)	<0.001	4.48 (0.28)	7.70 (0.51)	<0.001
Frequency of binge drinking <sup>3</sup>	0.76 (0.05)	2.09 (0.11)	<0.001	0.80 (0.06)	2.02 (0.12)	<0.001	0.60 (0.10)	2.38 (0.35)	<0.001
Quality of life	7.55 (0.04)	7.41 (0.05)	0.015	7.83 (0.05)	7.66 (0.07)	0.007	6.58 (0.14)	6.31 (0.33)	0.341

<sup>1</sup> Depressed (Beck Depression Inventory, Short Form –score ≥ 8) and non-depressed (< 8) subjects <sup>2</sup> Drinks per week, according to the Timeline Follow-back, mean

<sup>3</sup> Frequency of consuming ≥ 7 Finnish standard drinks for men, ≥ 5 drinks for women on one drinking occasion in past 28 days

When analysing imputed data and after adjusting for covariates, AUDIT-score (Unstandardized coefficient B -0.049, 95% C.I. -0.085 – (-0.012);  $p = 0.010$ ) and frequency of binge drinking (Unstandardized coefficient B -0.060, 95% C.I. -0.119 – (-0.002);  $p = 0.043$ ) were statistically significantly associated with QoL in the depressed group. In the non-depressed, AUDIT- score was statistically significantly associated with QoL after adjusting for covariates (Unstandardized coefficient B -0.035, 95% C.I. -0.059 – (-0.011);  $p = 0.007$ ). When analysing all respondents regardless of depression classification, both AUDIT-score and binge drinking – when analysed independently of each other – were statistically significantly associated with QoL after adjusting for covariates. AUDIT-score (Unstandardized coefficient B -0.048, 95% C.I. -0.062 – (-0.033);  $p < 0.001$ ) had a stronger association with QoL than did binge drinking (Unstandardized coefficient B -0.022, 95% C.I. -0.041 – (-0.003);  $p = 0.023$ ).

**Table 4.** Adjusted and unadjusted odds ratios (OR) for depressive symptoms<sup>1</sup> among men and women of the general population.

		MEN n = 946		WOMEN n = 1140	
		OR unadjusted (95% C.I.)	OR adjusted <sup>2</sup> (95% C.I.)	OR unadjusted (95% C.I.)	OR adjusted <sup>2</sup> (95% C.I.)
Age, yrs	25-54	1	1	1	1
	55-75	1.57 (1.07 - 2.30)	1.97 (1.27 - 3.07)	1.56 (1.15 - 2.13)	0.67 (0.46 - 0.96)
Education, yrs	> 12	1	1	1	1
	≤ 12	1.30 (0.89 - 1.91)	1.04 (0.69 - 1.57)	1.56 (1.15 - 2.13)	1.56 (1.10 - 2.20)
Marital status	married/cohabited	1	1	1	1
	single/divorced/widowed	2.05 (1.37 - 3.07)	2.11 (1.38 - 3.22)	1.57 (1.15 - 2.15)	1.49 (1.08 - 2.05)
Chronic illness <sup>3</sup>	No	1	1	1	1
	Yes	1.50 (1.03 - 2.20)	1.28 (0.85 - 1.94)	1.69 (1.24 - 2.31)	1.69 (1.21-2.37)
AUDIT <sup>4</sup> score	< 8	1	1	1	1
	≥ 8	2.00 (1.37 - 2.94)	1.89 (1.17 - 3.04)	1.52 (0.98 - 2.36)	1.64 (0.98-2.74)
Mean weekly alcohol consumption <sup>5</sup> (cont. <sup>6</sup> )		1.03 (1.01 - 1.06)	1.00 (0.96 - 1.03)	0.99 (0.95 - 1.03)	0.99 (0.94-1.05)
Binge drinking <sup>7</sup> per 28 days					
	< 4	1	1	1	1
	≥ 4	3.18 (1.84 - 5.52)	2.57 (1.24 - 5.31)	0.52 (0.18 - 1.48)	0.47 (0.14-1.58)

<sup>1</sup> Beck Depression Inventory, short form (modified) score of ≥ 8. <sup>2</sup>Adjusted for all other variables. <sup>3</sup>Received treatment by a physician in the past 12 months for at least one of the following: myocardial infarction, angina pectoris, chronic heart failure, elevated blood-pressure, stroke, cancerous malignancies, chronic asthma, emphysema, chronic bronchitis, rheumatoid arthritis, other articular diseases, chronic back pain, chronic urinary tract infection and nephritis. <sup>4</sup>The Alcohol Use Disorders Identification Test. <sup>5</sup>Drinks per week according to the Timeline Follow-back. <sup>6</sup> Continuous variable <sup>7</sup> Frequency of consuming ≥ 7 Finnish standard drinks for men, ≥ 5 drinks for women on one drinking occasion in past 28 days

## 6 DISCUSSION

### 6.1 Alcohol problems in depression

#### 6.1.1 Screening

Overall, the AUDIT and AUDIT-C performed well in screening for at-risk drinking among men and women with depression (II). The full AUDIT was slightly superior to the AUDIT-C. The results indicate that cut-offs should be adjusted according to gender, but not according to the severity of depression. The AUDIT-3 did not prove to be a valid instrument in screening for at-risk drinking among depressed women, but among men, a good level of sensitivity and specificity was reached. With standard threshold values, the CDT and  $\gamma$ GT performed poorly due to low sensitivity.

To the best of knowledge, this is the first study to investigate the validity of the AUDIT and its abbreviations in screening for at-risk drinking among depressed individuals. The AUDIT has previously been evaluated in screening for AUDs in persons with a past-year depressive and/or anxiety disorder (Boschloo et al., 2010). It was found to be accurate in screening for alcohol dependence but not abuse.

Both the AUDIT and AUDIT-C had somewhat lower specificity in the subgroup of women with more severe depression. It could be plausible that more severely depressed women are more susceptible to the adverse effects of alcohol (e.g. Limosin, 2002) and therefore score higher on the AUDIT e.g. on questions regarding guilt of neglecting responsibilities, even if the amounts consumed do not exceed the at-risk limits used in this study. This is supported by the fact that women reporting more severe depression (BDI-SF -score  $\geq 8$ ) had higher AUDIT-scores but slightly lower mean weekly alcohol consumption and less frequent binge drinking than non-depressed women (III-IV) or women with less severe depression (II).

When evaluating the validity of screening methods, it is important to consider the target population and the goal of the screening. For example, the cut-off for screening of at-risk drinking among pregnant women could arguably be lower than in the general population because it would be important to identify all individuals with at-risk drinking (true positives) and false positives could be tolerated. Whereas, if the aim were to screen for probable AUDs among young males, the implemented cut-offs could be higher. A higher cut-off will likely result in less false positives, but in return,

some individuals with an AUD may fall below the cut-off (false negatives). Defining optimal cut-offs is a trade-off between sensitivity and specificity.

Optimal cut-offs for the AUDIT, AUDIT-C and AUDIT-3 in the general population have varied in previous studies (e.g. Aalto et al., 2009; Reinert and Allen, 2007; Babor et al., 2001). The cut-offs reported in study II for depressed men ( $\geq 9$  for the AUDIT,  $\geq 6$  for the AUDIT-C and  $\geq 2$  for the AUDIT-3) and women ( $\geq 5$  for the AUDIT and  $\geq 4$  for the AUDIT-C) are the same as those previously reported in the Finnish general population, with the exception of the cut-off for the full AUDIT which was  $\geq 8$  for men (Aalto et al., 2009). However, other studies have previously recommended lower cut-offs, except for the cut-off of the full AUDIT for women (Reinert and Allen, 2007).

The use of the AUDIT-3 has not been advocated in previous studies due to poor performance (e.g. Aalto et al., 2009) and the fact that the formulation of question 3 (how often do you drink  $\geq 6$  drinks?) does not allow for adjustment of binge drinking limits according to gender (Reinert and Allen, 2007). The lower validity of the AUDIT-3 among women in this study is possibly due to the definition of at-risk drinking used and its modification (how often do you drink  $\geq 4$  drinks) might be more valid.

The alcohol-related laboratory markers CDT and  $\gamma$ GT did not screen well for at-risk drinking at their designated cut-offs. This could be due to the fact that the designated level of at-risk drinking is lower than the level at which elevation of these markers might be expected to occur (78). The findings of this study are in concordance with previous findings, which do not support the common clinical practice of using laboratory markers as a primary method of screening for at-risk drinking (Conigrave 2003, Fiellin 2000).

### 6.1.2 Patterns of drinking

A positive association between depression and binge drinking was found among men, but no association depression and binge drinking was found among women (III). The men engaged in binge drinking at least four times during the previous 28 days had a 2.6-fold risk depression. This association was found after adjusting for total alcohol consumption and AUDIT-scores, thus indicating that regular binge drinking is independently relevant with regards to depression among men.

Alcohol problems have previously been reported to be more common in depressed individuals than in the general population (Sullivan et al., 2005; Merikangas et al., 1998). The results of the present study are in concordance with these previous findings. In study IV, depressed individuals had higher AUDIT-scores indicative of

more severe alcohol problems than did non-depressed respondents. However, mean weekly alcohol consumption did not differ statistically significantly between depressed and non-depressed individuals (IV) and was not associated with depression after adjusting for covariates (III). These findings can be understood better when examining the alcohol consumption of the study population. The vast majority of the respondents were moderate drinkers and thus, it is difficult to draw final conclusions on the association between at-risk drinking and depression.

The relationship between drinking patterns and depression has not been studied as thoroughly as that of alcohol problems. Abstinence has been associated with depression in previous studies (e.g. van den Berg et al., 2014); this finding was consistent in the present study as well. Depression was more common among abstinent respondents than among current drinkers and abstaining was more common among depressed than non-depressed individuals. This may indicate that the relationship between alcohol consumption and depression is not linear if abstinent individuals are included in the analyses.

There are some previous findings on the relationship of binge drinking and depression. A positive association has previously been reported between binge drinking and depression irrespective of total alcohol consumption in both genders (Manninen et al., 2006). The results of study III suggest that there may be a difference between men and women. This difference may be due to the fact that the previous study did not include the AUDIT i.e. information on the severity of alcohol problems. Additionally, the reliability of reported alcohol consumption in the present study was of improved quality because of the utilization of the TLFB vs. traditional quantity-frequency methods used in the previous studies (Manninen et al., 2006; Searles et al., 2000; Sobell et al., 1982).

Another study previously reported a positive association between baseline binge drinking and depressive symptoms during a five-year follow-up period, but did not analyse the two genders separately. The definition binge drinking was markedly different and relied on self-reports of inebriation and hangovers to determine the frequency of binge drinking. Self-reported inebriation can be subject to bias due to increased alcohol tolerance and decreased subjective experience of inebriation.

An important question is the difference in the association of depression and alcohol problems between the two genders. With regards to other health issues aside from depression, it is clear that women are not protected from the adverse effects of binge drinking (Rehm et al., 2006; Sullivan et al., 2005; Lynskey, 1998). It has been suggested in previous studies that the causality of alcohol use and psychiatric disorders may be different for women and that depressed women with alcohol problems may suffer



from independent depression (i.e. depression not caused by alcohol use) more often than depressed men with alcohol problems (Wilsnack et al., 2004; Zilberman et al., 2003). It is plausible that depressed women may decrease their total alcohol consumption and/or are less likely to commence with binge drinking with the onset of depression. Recent evidence also suggests that the neurobiology of female and male depression may be different (Labonte et al., 2017)

### 6.1.3 Relationship with QoL

The literature from 2005 to 2010 addressing problems with HRQoL and its domains in alcohol dependence were summarized with a specific focus on the role of depression and other psychopathology (I). Alcohol dependence was associated with or determined to be a cause of decreases in HRQoL and its domains. Pharmacological and psychosocial treatment interventions for alcohol dependence produced improvements in HRQoL and its domains. Treatment was effective but clear differences between treatment modalities were difficult to determine (LoCastro et al., 2009). In study IV, higher AUDIT-scores and more frequent binge drinking were associated with impaired QoL in the general population after adjusting for covariates. AUDIT-scores reflect severity of alcohol problems and high scores can be indicative of alcohol dependence.

Two previous reviews by Donovan et al. and Foster et al. have addressed the literature on QoL in the context of alcohol dependence in the broader meaning (not restricted to health-related QoL) from 1993 to 2004 (Donovan et al., 2005; Foster et al., 1999). QoL was impaired among those with alcohol dependence when compared with the general population or individuals with other chronic health conditions. However, QoL improved with abstinence or reduced drinking. Despite differences in construct, the results of studies I and IV are in concordance with these findings of the two previous reviews.

In study I, a diagnosis or symptoms of depression were associated with further decreases in HRQoL among those with alcohol dependence. In study IV, higher AUDIT-scores were associated with impaired QoL in individuals with self-reported depression. These findings (I, IV) are suggestive of depression contributing to a further reduction of QoL/HRQoL in alcohol dependent individuals. These present findings are in concordance with the results the review of Foster et al. where psychiatric comorbidities were identified to be relevant in determining QoL in alcohol dependence (Foster et al., 1999).

In study I, changes that resulted from treatment were multidimensional and improvements in other areas of life reflected the overall marked improvement in

drinking. Reduction of alcohol consumption without complete abstinence also resulted in positive changes (LoCastro et al., 2009). In most of the studies reviewed (I), the improvements in different aspects of HRQoL were related to treatment interventions and subsequent reduction or cessation of alcohol use. This finding is in concordance with a previous review where QoL improved with abstinence or greatly reduced drinking (Foster et al., 1999). However, in study I the improvement in HRQoL was not always proportional to the improvement in drinking status (e.g. Neto et al., 2008). This finding strengthens the previous notion that all treatment benefits cannot be captured only by quantification of drinking.

### Binge drinking, QoL and depression

Frequency of binge drinking was associated with impaired QoL among individuals with self-reported depression after adjusting for covariates (IV). When analysing the general population irrespective of depression classification, binge drinking was also associated with QoL. To the best of knowledge, previous studies have not examined the effect of binge drinking on QoL in depressed individuals. In the general population, previous studies have shown that frequent binge drinking has a negative impact on QoL (Luquiens et al., 2016; Mohamed and Ajmal, 2015; Monahan et al., 2012; Wen et al., 2012; Paul et al., 2011; Okoro et al., 2004; Volk et al., 1997). The results of study IV are in concordance with these findings in the general population. However, the results of study IV also indicate that the effect of binge drinking on QoL could be different in specific groups e.g. individuals with or without depression. Binge drinking was not associated with impaired QoL in non-depressed individuals. Depression was a more important determinant of impaired QoL than alcohol-related variables. It is plausible that depressed individuals are more vulnerable to the harmful effects of alcohol than non-depressed individuals are.

In a previous study, abstinence was associated with decreased QoL, which according to the authors of that study could be explained, by the large numbers of ex-problem drinkers among abstinent respondents (Saarni et al., 2008). Based on the present results this may not be the case. The present results (IV) suggest that higher prevalence of depressive symptoms rather than previous alcohol problems may explain the impaired QoL among abstinent respondents compared to current drinkers found in the previous study. In the present study, abstinence was not associated with QoL in the general population regardless of depression.

## 6.2 Strengths and limitations

### 6.2.1 Study I

In order to eliminate possible biases due to inclusion of studies with selected study populations, data from a wide array of study settings, methodologies, follow-up times, populations and stages of alcohol dependence were included in the present review. Data were extracted from both qualitative studies reporting a subjective, lived experience as well as quantitative results from larger samples. In some cases, HRQoL was not the focus of the study and the data regarding HRQoL and its domains was somewhat sporadic.

The construct of HRQoL is not unambiguous and the definition used in this review may limit direct comparison with previous studies. The review was limited by year (2005-10) and alcohol dependence – not less severe alcohol problems - due to the original strategy of data collection of PARADISE.

### 6.2.2 Studies II – IV

Epidemiological data were utilized in cross-sectional designs and information on the causality of the present findings cannot be determined. However, these studies have several strengths. First, they utilized a sufficiently large and randomly selected general population sample allowing for better generalizability of the results than would be possible with a selected patient population. However, it is plausible that those individuals with the most severe psychiatric and alcohol-related problems are underrepresented in a general population study such as this one and would be more prevalent among those not attending such a study.

A further strength was the use of the TLFB for evaluation of alcohol consumption. The TLFB with a one-month window is a recommended tool in large epidemiological studies such as this one (Vakili et al., 2008; Sobell et al., 1988; Sobell et al., 1982). Regardless, it is likely that some individuals categorized as abstinent according to the TLFB in Study IV are not long-term abstainers, but are temporarily abstaining. Underreporting may be present in all studies, which rely on self-reported alcohol consumption (e.g. Romelsjö et al., 1995). The effect of this underreporting on the results of this study is probably little but unknown.

The classification into depressed and non-depressed groups was done according to self-reported depressive symptoms using a modified BDI-SF. This slightly modified

version of the BDI-SF is not validated; however, it is unlikely that this would have greatly impacted the major findings of these studies. While the BDI-SF is an instrument created primarily for the screening for depression, it is both widely used in clinical practice and has been extensively studied and found to be valid in detecting depressive symptomatology. In the present studies, it appeared to be effective in screening for depression because with a cut-off of  $\geq 8$  points, 16% were categorized as depressed compared to the 6.5% prevalence of depressive disorders in the Finnish general population (Pirkola et al., 2005). It was important not only to include patients with diagnosable depression, but also those individuals reporting marked symptoms of depression who are commonly seen in clinical reality.

## 7 SUMMARY AND CONCLUSIONS

### 7.1 Summary

The aim of this dissertation was to elucidate the relationships between alcohol problems, depression and QoL. This study utilized epidemiological data from the Finnish general population as well as data from a systematic review of the literature addressing problems with HRQoL in alcohol dependence.

The present results provide new information as to the validity of the AUDIT and its abbreviations for the purpose of screening for at-risk drinking in depressed men and women. The AUDIT and AUDIT-C performed well irrespective of depression and its severity when cut-offs were adjusted by gender. Because this was the first validation study of AUDIT and its abbreviations in screening for at-risk drinking among depressed individuals, comparison of previous results was not possible.

In addition to addressing AUDs and the volume of alcohol use, the present results provide additional evidence for the importance of assessing the patterns in which alcohol is consumed. The fact that binge drinking was associated with depression among men, regardless of total volume of alcohol consumption and AUDIT-scores, together with the finding that binge drinking is associated with impaired QoL in depression, point to the conclusion that assessment of drinking patterns should be considered in this population also in clinical practice and in future studies.

Binge drinking and total alcohol consumption were not associated with depression among women. An important question raised by this finding together with previous research is whether the causality of alcohol problems and psychiatric disorders is different among men and women. The implications of this difference are still somewhat unclear but it seems that gender is a variable that should be taken into account in clinical assessment of comorbid alcohol problems and depression.

The literature reviewed here showed that alcohol dependence was associated with impaired QoL and depression was associated with further decrements in QoL. Despite differences in construct, previous reviews found similar results. An encouraging finding, which was replicated in this study was that treatment had a positive effect on QoL. In the present study, treatment was effective regardless of modality and reduction or cessation of alcohol use was a determinant of the improvement of QoL in some, but not all, instances. The results of the present literature review suggest that the positive effect of treatment may extend beyond what can be measured by alcohol consumption into areas such as interpersonal relationships, general functioning and

occupational issues. A comparison could be offered to harm reduction treatment programs where treatment goals and benefits are not solely measured by reduction of substance use, but more safe ways of using, reduction of health risks and improvement of QoL.

## 7.2 Implications for clinical practice

The findings reported here are in line with clinical experience where the combination of depression and alcohol problems has been recognized as a common and severe phenomenon, which deserves particular attention. The following recommendations are made based on the present results:

- 1) At-risk drinking can be reliably identified and should be screened for in depressed individuals with the AUDIT or AUDIT-C using cut-offs adjusted by gender.
- 2) Addressing binge drinking in the process of evaluation and treatment planning is important as binge drinking is associated with depression among men and appears to be linked to impaired quality of life in both genders.
- 3) Active treatment of alcohol problems is advised as there is evidence that treatment is effective in improving quality of life, mental health and functioning.

## 7.3 Future research

This study provided new information on the role of binge drinking as a possible risk factor for depression and impaired QoL in depressed individuals as well as the general population. The role of binge drinking as a possible mediator for alcohol-related harm requires further longitudinal research.

The validity of the AUDIT and its abbreviations for screening of at-risk drinking among depressed individuals was tested for the first time. While the results supported the use of the AUDIT and AUDIT-C as screening instruments in this population, these results need to be replicated in future studies. Clinical studies with real-life patient populations are also warranted.

Previous studies have found at-risk drinking to be associated with impaired QoL. The present results suggest that depression may modify the role of alcohol use on QoL. Previous literature has not taken into account the impact of at-risk drinkers' depression on QoL when investigating the relationship between alcohol use and QoL.

The relationship between depressive symptoms, alcohol consumption and problems and QoL among at-risk drinkers warrants further investigation in future studies.

In alcohol research, traditional drinking measures are still commonly the primary outcomes. The number of and range of studies which address QoL/HRQoL, however, was encouraging, as was the fact that analyses had been conducted in large studies specifically to evaluate the effect of treatment modalities on QoL/HRQoL. This finding may reflect that a more comprehensive view is being adopted when selecting endpoints for intervention studies. An interesting approach to evaluation of treatment efficacy in future research might be to allow the patient to determine what the goals of treatment are. These goals could include e.g. reduction of alcohol use (instead of abstinence), improvement of occupational functioning or alleviation of psychiatric symptoms. The efficacy of treatment interventions would be measured by how well these individual goals are met.

## 8 ACKNOWLEDGMENTS

There are few people whom alcohol problems, depression or both have not affected in one way or another, either personally or through friends and family. Engaging in research of these subjects has been daunting because of the enormous weight that they carry. So much has been studied and said, yet I have felt that there is still much work to be done.

My supervisor, Professor Mauri Aalto, was the one to suggest focusing on these subjects when my head was swimming with ideas for research projects. I remember a conversation from over ten years ago, at the end of which Mauri exclaimed, “You have the right attitude. I want to be your supervisor!” Thank you for your guidance and everlasting patience during these years; it has been my privilege.

I am indebted to Docent Tuuli Pitkänen for all her time and support. I hope for many future research endeavors together. Thanks to Professor Olli Kampman for your help in guiding this process. I am grateful to Docent Rauno Mäkelä and Professor Jari Tiihonen for their time and efforts as official reviewers of this study.

Professor Solja Niemelä, for whom I have deep respect, is one to shatter glass ceilings. Thank You for doing me the honor of being my official opponent.

Especially warm thanks to Chief Physician (Emeritus) Antti Holopainen who made it possible for me to begin a research career. I have considered you a mentor and I am genuinely grateful for your support and kindness.

Thanks to Professor Alarcos Cieza and the entire PARADISE Consortium for your collaboration and especially Dr. Carla Sabariego who performed the database search for the literature review in Munich. The PARADISE collaboration would not have been possible without European commission 7th framework for funding. The Social Insurance Institution of Finland funded parts of our work in with PARADISE in Finland.

Thanks to my collaborators at the A-Clinic Foundation: Teemu Kaskela, Jouni Tourunen and Tarja Kujanen (in fond remembrance). Thank You Nils Holmberg for your friendship as well as your expertise. Professor Hannu Alho has made my work possible at the National Institute of Health and Welfare.

Researchers are not sustained on academic fulfillment alone. Thank you to the Finnish Psychiatric Association and the Hospital district of Helsinki and Uusimaa for the financial support that has made this work possible. Thanks also for the understanding of Eila Sailas and all my superiors along the way for letting me go off and write even when they needed me in the salt mines seeing patients.



Friends and co-workers to whom I owe thanks are so many. I am grateful to my fellow doctoral students who have encouraged me. A special thanks to Mika Rautanen, a dear friend and colleague, for his help on “the finishing touch”.

My scholarly heritage comes from my father, the first academic of the family, who has encouraged higher learning, and from his father Antti-Ukki from whom I learned that wisdom and learnedness are not necessarily synonyms. I think my mother would have been proud if she had been able to see this day.

My boys; Ukko, Ahti and Tero. I love you.

A handwritten signature in black ink, appearing to be 'Jukka' followed by a long horizontal flourish.

June 4th, 2018  
Porvoo, Finland

## 9 REFERENCES

- Aalto, M., Alho, H., Halme, J. T., & Seppa, K. (2009). AUDIT and its abbreviated versions in detecting heavy and binge drinking in a general population survey. *Drug and Alcohol Dependence*, 103(1-2), 25-29.
- Aalto, M., Alho, H., Halme, J. T., & Seppa, K. (2011). The alcohol use disorders identification test (AUDIT) and its derivatives in screening for heavy drinking among the elderly. *International Journal of Geriatric Psychiatry*, 26(9), 881-885.
- Agabio, R., Trogu, E., & Pani, P. P. (2018). Antidepressants for the treatment of people with co-occurring depression and alcohol dependence. *The Cochrane Database of Systematic Reviews*, 4, CD008581. doi:10.1002/14651858.CD008581.pub2
- American Psychiatric Association. (1987). *Diagnostic and statistical manual of mental disorders (Third Edition, Revised (DSM-III-TR))*. Washington, DC: American Psychiatric Association.
- American Psychiatric Association. (1994). *Diagnostic and statistical manual of mental disorders (Fourth Edition (DSM-IV))*. Washington, DC: American Psychiatric Association.
- American Psychiatric Association. (2000). *Diagnostic and statistical manual of mental disorders (Fourth Edition, Text Revision (DSM-IV-TR))*. Washington, DC: American Psychiatric Association.
- American Psychiatric Association. (2013). *Diagnostic and statistical manual of mental disorders, fifth edition*. Washington, DC: American Psychiatric Association.
- Ammon, L., Bond, J., Matzger, H., & Weisner, C. (2008). Gender differences in the relationship of community services and informal support to seven-year drinking trajectories of alcohol-dependent and problem drinkers. *Journal of Studies on Alcohol and Drugs*, 69(1), 140-150.
- Angermeyer, M. C., Holzinger, A., Matschinger, H., & Stengler-Wenzke, K. (2002). Depression and quality of life: Results of a follow-up study. *The International Journal of Social Psychiatry*, 48(3), 189-199.
- Appleby, L., Dyson, V., Luchins, D. J., & Cohen, L. S. (1997). The impact of substance use screening on a public psychiatric inpatient population. *Psychiatric Services (Washington, D.C.)*, 48(10), 1311-1316.
- Babor, T. F., Higgins-Biddle, J. C., Saunders, J. B., & Monteiro, M. G. (2001). *AUDIT - The alcohol use disorders identification test - guidelines for use in primary health care - 2nd edition*. (No. WHO/MSD/MSB/01.6a). Geneva, Switzerland: The World Health Organization.
- Baliunas, D., Rehm, J., Irving, H., & Shuper, P. (2010). Alcohol consumption and risk of incident human immunodeficiency virus infection: A meta-analysis. *International Journal of Public Health*, 55(3), 159-166.
- Baliunas, D. O., Taylor, B. J., Irving, H., Roerecke, M., Patra, J., Mohapatra, S., & Rehm, J. (2009). Alcohol as a risk factor for type 2 diabetes: A systematic review and meta-analysis. *Diabetes Care*, 32(11), 2123-2132.

- Beck, A. T., & Beck, R. W. (1972). Screening depressed patients in family practice. A rapid technic. *Postgraduate Medicine*, 52(6), 81-85.
- Beck, A. T., Rial, W. Y., & Rickels, K. (1974). Short form of depression inventory: Cross-validation. *Psychological Reports*, 34(3), 1184-1186.
- Beck, A. T., Steer, R. A., Ball, R., & Ranieri, W. (1996). Comparison of beck depression inventories -IA and -II in psychiatric outpatients. *Journal of Personality Assessment*, 67(3), 588-597.
- Beck, A. T., Steer, R. A., & Carbin, M. G. (1988). Psychometric properties of the beck depression inventory: Twenty-five years of evaluation. *Clinical Psychology Review*, 8(1), 77-100.
- Berlim, M. T., McGirr, A., & Fleck, M. P. (2008). Can sociodemographic and clinical variables predict the quality of life of outpatients with major depression? *Psychiatry Research*, 160(3), 364-371.
- Black, D. W., Winokur, G., & Nasrallah, A. (1987). Mortality in patients with primary unipolar depression, secondary unipolar depression, and bipolar affective disorder: A comparison with general population mortality. *International Journal of Psychiatry in Medicine*, 17(4), 351-360.
- Boschloo, L., Vogelzangs, N., Smit, J. H., van den Brink, W., Veltman, D. J., Beekman, A. T., & Penninx, B. W. (2010). The performance of the alcohol use disorder identification test (AUDIT) in detecting alcohol abuse and dependence in a population of depressed or anxious persons. *Journal of Affective Disorders*, 126(3), 441-446.
- Bradley, K. A., Bush, K. R., Epler, A. J., Dobie, D. J., Davis, T. M., Sporleder, J. L., Maynard, C., Burman, M. L., Kivlahan, D. R. (2003). Two brief alcohol-screening tests from the alcohol use disorders identification test (AUDIT): Validation in a female veterans affairs patient population. *Archives of Internal Medicine*, 163(7), 821-829.
- Bruun, K., Edwards, G., Lumio, M., Mäkelä, K., Pan, L., & Popham, R. E. (1975). Alcohol control policies in public health perspective. Helsinki: Finnish Foundation for Alcohol Studies.
- Bush, K., Kivlahan, D. R., McDonell, M. B., Fihn, S. D., & Bradley, K. A. (1998). The AUDIT alcohol consumption questions (AUDIT-C): An effective brief screening test for problem drinking. Ambulatory care quality improvement project (ACQUIP). Alcohol use disorders identification test. *Archives of Internal Medicine*, 158(16), 1789-1795.
- Buu, A., Mansour, M., Wang, J., Refior, S. K., Fitzgerald, H. E., & Zucker, R. A. (2007). Alcoholism effects on social migration and neighborhood effects on alcoholism over the course of 12 years. *Alcoholism, Clinical and Experimental Research*, 31(9), 1545-1551.
- Cabello, M., Caballero, F. F., Chatterji, S., Cieza, A., & Ayuso-Mateos, J. L. (2014). Risk factors for incidence and persistence of disability in chronic major depression and alcohol use disorders: Longitudinal analyses of a population-based study. *Health and Quality of Life Outcomes*, 12, 186.
- Cabello, M., Mellor-Marsa, B., Sabariego, C., Cieza, A., Bickenbach, J., & Ayuso-Mateos, J. L. (2012). Psychosocial features of depression: A systematic literature review. *Journal of Affective Disorders*, 141(1), 22-33.

- Carney, M. A., Tennen, H., Affleck, G., Del Boca, F. K., & Kranzler, H. R. (1998). Levels and patterns of alcohol consumption using timeline follow-back, daily diaries and real-time "electronic interviews". *Journal of Studies on Alcohol*, 59(4), 447-454.
- Caron, C., & Rutter, M. (1991). Comorbidity in child psychopathology: Concepts, issues and research strategies. *Journal of Child Psychology and Psychiatry, and Allied Disciplines*, 32(7), 1063-1080.
- Carpenter, K. M., Liu, X., & Hasin, D. S. (2006). The type A-type B classification in a community sample of problem drinkers: Structural and predictive validity. *Addictive Behaviors*, 31(1), 15-30.
- Cathebras, P., Mosnier, C., Levy, M., Bouchou, K., & Rousset, H. (1994). Screening for depression in patients with medical hospitalization. Comparison of two self-evaluation scales and clinical assessment with a structured questionnaire. [Depistage de la depression chez les patients hospitalises en medecine. Comparaison de deux echelles d'autoevaluation et du jugement des cliniciens a un questionnaire structure] *L'Encephale*, 20(3), 311-317.
- Center for Substance Abuse Treatment. (2007). National summit on recovery: Conference report. (Conference report No. DHHS Publication No. (SMA) 07-4276). Rockville, MD: Substance Abuse and Mental Health Services Administration. Retrieved from [http://www.evidencebasedpracticenetwork.net/Documents/Summit\\_Rpt\\_2005.pdf](http://www.evidencebasedpracticenetwork.net/Documents/Summit_Rpt_2005.pdf)
- Centers for Disease Control and Prevention. (2016). Alcohol and public health. Retrieved from <http://www.cdc.gov/alcohol/faqs.htm>
- Charney, D. A., Zikos, E., & Gill, K. J. (2010). Early recovery from alcohol dependence: Factors that promote or impede abstinence. *Journal of Substance Abuse Treatment*, 38(1), 42-50.
- Chutuaape, M. A., & de Wit, H. (1995). Preferences for ethanol and diazepam in anxious individuals: An evaluation of the self-medication hypothesis. *Psychopharmacology*, 121(1), 91-103.
- Cieza, A., Anczewska, M., Ayuso-Mateos, J. L., Baker, M., Bickenbach, J., Chatterji, S., Hartley, S., Pitkänen, T., & PARADISE Consortium. (2015). Understanding the impact of brain disorders: Towards a 'horizontal epidemiology' of psychosocial difficulties and their determinants. *PloS One*, 10(9), e0136271.
- Coenen, M., Cabello, M., Umlauf, S., Ayuso-Mateos, J. L., Anczewska, M., Tourunen, J., Leonardi, M., Cieza, A., & PARADISE Consortium. (2016). Psychosocial difficulties from the perspective of persons with neuropsychiatric disorders. *Disability and Rehabilitation*, 38(12), 1134-1145.
- Conigrave, K. M., Davies, P., Haber, P., & Whitfield, J. B. (2003). Traditional markers of excessive alcohol use. *Addiction*, 98 Suppl 2, 31-43.
- Cuijpers, P., Vogelzangs, N., Twisk, J., Kleiboer, A., Li, J., & Penninx, B. W. (2013). Differential mortality rates in major and subthreshold depression: Meta-analysis of studies that measured both. *The British Journal of Psychiatry*, 202(1), 22-27.
- Daepfen, J. B., Faouzi, M., Sanchez, N., Rahhali, N., Bineau, S., & Bertholet, N. (2014). Quality of life depends on the drinking pattern in alcohol-dependent patients. *Alcohol and Alcoholism*, 49(4), 457-465.
- Daepfen, J. B., Yersin, B., Landry, U., Pecoud, A., & Decrey, H. (2000). Reliability and validity of the alcohol use disorders identification test (AUDIT) imbedded within a general health risk screening questionnaire: Results of a survey in 332 primary care patients. *Alcoholism, Clinical and Experimental Research*, 24(5), 659-665.

- Danovitch, I., Steiner, A. J., Kazdan, A., Goldenberg, M., Haglund, M., Mirocha, J., Collison, K., Vanle, B., Dang, J., IsHak, W. W. (2016). Analysis of patient-reported outcomes of quality of life and functioning before and after treatment of major depressive disorder comorbid with alcohol use disorders. *Journal of Addiction Medicine*, 11(1), 47-54.
- Dawson, D. A., Grant, B. F., & Stinson, F. S. (2005). The AUDIT-C: Screening for alcohol use disorders and risk drinking in the presence of other psychiatric disorders. *Comprehensive Psychiatry*, 46(6), 405-416.
- Dawson, D. A., Li, T. K., Chou, S. P., & Grant, B. F. (2009). Transitions in and out of alcohol use disorders: Their associations with conditional changes in quality of life over a 3-year follow-up interval. *Alcohol and Alcoholism*, 44(1), 84-92.
- de Boer, A. G., van Lanschot, J. J., Stalmeier, P. F., van Sandick, J. W., Hulscher, J. B., de Haes, J. C., & Sprangers, M. A. (2004). Is a single-item visual analogue scale as valid, reliable and responsive as multi-item scales in measuring quality of life? *Quality of Life Research*, 13(2), 311-320.
- Del Boca, F. K., & Darkes, J. (2003). The validity of self-reports of alcohol consumption: State of the science and challenges for research. *Addiction*, 98 Suppl 2, 1-12.
- Diehl, A., Croissant, B., Batra, A., Mundle, G., Nakovics, H., & Mann, K. (2007). Alcoholism in women: Is it different in onset and outcome compared to men? *European Archives of Psychiatry and Clinical Neuroscience*, 257(6), 344-351.
- Dolan, P. (2000). The measurement of health-related quality of life for use in resource allocation decisions in health care. In A. J. Culyer, & J. P. Newhouse (Eds.), *Handbook of health economics* (1st ed., pp. 1-32) Elsevier.
- Donovan, D., Mattson, M. E., Cisler, R. A., Longabaugh, R., & Zweben, A. (2005). Quality of life as an outcome measure in alcoholism treatment research. *Journal of Studies on Alcohol. Supplement*, (s15), 119-39; discussion 92-93.
- Dorney-Smith, S. (2007). Piloting the community matron model with alcoholic homeless clients. *British Journal of Community Nursing*, 12(12), 546, 548-551.
- Duncan, A. E., Neuman, R. J., Kramer, J. R., Kuperman, S., Hesselbrock, V. M., & Bucholz, K. K. (2006). Lifetime psychiatric comorbidity of alcohol dependence and bulimia nervosa in women. *Drug and Alcohol Dependence*, 84(1), 122-132.
- Easton, C. J., Mandel, D., Babuscio, T., Rounsaville, B. J., & Carroll, K. M. (2007). Differences in treatment outcome between male alcohol dependent offenders of domestic violence with and without positive drug screens. *Addictive Behaviors*, 32(10), 2151-2163.
- Epstein, E. E., Labouvie, E., McCrady, B. S., Swingle, J., & Wern, J. (2004). Development and validity of drinking pattern classification: Binge, episodic, sporadic, and steady drinkers in treatment for alcohol problems. *Addictive Behaviors*, 29(9), 1745-1761.
- Essex, H. N., White, I. R., Khadjesari, Z., Linke, S., McCambridge, J., Murray, E., Parrot, S., Godfrey, C. (2014). Quality of life among hazardous and harmful drinkers: EQ-5D over a 1-year follow-up period. *Quality of Life Research*, 23(2), 733-743.
- Evans, S., & Huxley, P. (2002). Studies of quality of life in the general population. *International Review of Psychiatry*, 14(3), 203-211.
- Ewing, J. A. (1984). Detecting alcoholism. The CAGE questionnaire. *Jama*, 252(14), 1905-1907.
- Fallowfield, L. (2002). Quality of life: A new perspective for cancer patients. *Nature Reviews. Cancer*, 2(11), 873-879.

- Felce, D., & Perry, J. (1995). Quality of life: Its definition and measurement. *Research in Developmental Disabilities*, 16(1), 51-74.
- Fergusson, D. M., Boden, J. M., & Horwood, L. J. (2009). Tests of causal links between alcohol abuse or dependence and major depression. *Archives of General Psychiatry*, 66(3), 260-266.
- Fiellin, D. A., Reid, M. C., & O'Connor, P. G. (2000). Screening for alcohol problems in primary care: A systematic review. *Archives of Internal Medicine*, 160(13), 1977-1989.
- Florez, G., Garcia-Portilla, P., Alvarez, S., Saiz, P. A., Nogueiras, L., & Bobes, J. (2008). Using topiramate or naltrexone for the treatment of alcohol-dependent patients. *Alcoholism, Clinical and Experimental Research*, 32(7), 1251-1259.
- Foster, J. H., Powell, J. E., Marshall, E. J., & Peters, T. J. (1999). Quality of life in alcohol-dependent subjects—a review. *Quality of Life Research*, 8(3), 255-261.
- Furlanetto, L. M., Mendlowicz, M. V., & Romildo Bueno, J. (2005). The validity of the beck depression inventory-short form as a screening and diagnostic instrument for moderate and severe depression in medical inpatients. *Journal of Affective Disorders*, 86(1), 87-91.
- GBD 2015 Mortality and Causes of Death Collaborators. (2016). Global, regional, and national life expectancy, all-cause mortality, and cause-specific mortality for 249 causes of death, 1980-2015: A systematic analysis for the global burden of disease study 2015. *Lancet*, 388(10053), 1459-1544.
- Ginieri-Coccosis, M., Liappas, I. A., Tzavellas, E., Triantafillou, E., & Soldatos, C. (2007). Detecting changes in quality of life and psychiatric symptomatology following an in-patient detoxification programme for alcohol-dependent individuals: The use of WHOQOL-100. *In Vivo*, 21(1), 99-106.
- Goel, S., Sharma, A., & Garg, A. (2018). Effect of alcohol consumption on cardiovascular health. *Current Cardiology Reports*, 20(4), 19-018-0962-2.
- Greenfield, S., & Nelson, E. C. (1992). Recent developments and future issues in the use of health status assessment measures in clinical settings. *Medical Care*, 30(5 Suppl), 23-41.
- Grinshpoon, A., Margolis, A., Weizman, A., & Ponizovsky, A. M. (2007). Sildenafil citrate in the treatment of sexual dysfunction and its effect on quality of life in alcohol dependent men: Preliminary findings. *Alcohol and Alcoholism*, 42(4), 340-346.
- Gual, A., Bravo, F., Lligona, A., & Colom, J. (2009). Treatment for alcohol dependence in Catalonia: Health outcomes and stability of drinking patterns over 20 years in 850 patients. *Alcohol and Alcoholism*, 44(4), 409-415.
- Gunther, O., Roick, C., Angermeyer, M. C., & Konig, H. H. (2007). The EQ-5D in alcohol dependent patients: Relationships among health-related quality of life, psychopathology and social functioning. *Drug and Alcohol Dependence*, 86(2-3), 253-264.
- Halme, J. T., Seppä, K., Alho, H., Pirkola, S., Poikolainen, K., Lonnqvist, J., & Aalto, M. (2008). Hazardous drinking: Prevalence and associations in the Finnish general population. *Alcoholism, Clinical and Experimental Research*, 32(9), 1615-1622.
- Hasin, D. S., & Grant, B. F. (2015). The national epidemiologic survey on alcohol and related conditions (NESARC) waves 1 and 2: Review and summary of findings. *Social Psychiatry and Psychiatric Epidemiology*, 50(11), 1609-1640.
- Hasin, D. S., Stinson, F. S., Ogburn, E., & Grant, B. F. (2007). Prevalence, correlates, disability, and comorbidity of DSM-IV alcohol abuse and dependence in the United

- States: Results from the national epidemiologic survey on alcohol and related conditions. *Archives of General Psychiatry*, 64(7), 830-842.
- Irving, H. M., Samokhvalov, A. V., & Rehm, J. (2009). Alcohol as a risk factor for pancreatitis. A systematic review and meta-analysis. *JOP: Journal of the Pancreas*, 10(4), 387-392.
- Ishak, W. W., Balayan, K., Bresee, C., Greenberg, J. M., Fakhry, H., Christensen, S., & Rapaport, M. H. (2013). A descriptive analysis of quality of life using patient-reported measures in major depressive disorder in a naturalistic outpatient setting. *Quality of Life Research*, 22(3), 585-596.
- IsHak, W. W., Greenberg, J. M., Balayan, K., Kapitanski, N., Jeffrey, J., Fathy, H., Fakhry, H., Rapaport, M. H. (2011). Quality of life: The ultimate outcome measure of interventions in major depressive disorder. *Harvard Review of Psychiatry*, 19(5), 229-239.
- Isometsä, E., Jousilahti, P., Lindfors, O., Luutonen, S., Marttunen, M., Pirkola, S., Salminen, J. K., Kinnunen, E., Pasternack, I., Syvälehto, E., Vuorilehto, M. (2009). Update on current care guidelines. Depression, current care guideline. [Depressio] *Duodecim: Lääketieteellinen Aikakauskirja*, 125(16), 1755-1756.
- Johnson, B. A., Rosenthal, N., Capece, J. A., Wiegand, F., Mao, L., Beyers, K., McKay, A., Ait-Daoud, N., Addolorato, G., Anton, R. F., Ciraulo, D. A., Kranzler, H. R., Mann, K., O'Malley, S. S., Swift, R. M., & Topiramate for Alcoholism Study Group. (2008). Improvement of physical health and quality of life of alcohol-dependent individuals with topiramate treatment: US multisite randomized controlled trial. *Archives of Internal Medicine*, 168(11), 1188-1199.
- Jordaan, G. P., Nel, D. G., Hewlett, R. H., & Emsley, R. (2009). Alcohol-induced psychotic disorder: A comparative study on the clinical characteristics of patients with alcohol dependence and schizophrenia. *Journal of Studies on Alcohol and Drugs*, 70(6), 870-876.
- Jorge, R. E., Starkstein, S. E., Arndt, S., Moser, D., Crespo-Facorro, B., & Robinson, R. G. (2005). Alcohol misuse and mood disorders following traumatic brain injury. *Archives of General Psychiatry*, 62(7), 742-749.
- Kanai, T., Takeuchi, H., Furukawa, T. A., Yoshimura, R., Imaizumi, T., Kitamura, T., & Takahashi, K. (2003). Time to recurrence after recovery from major depressive episodes and its predictors. *Psychological Medicine*, 33(5), 839-845.
- Kauhanen, J., Kaplan, G. A., Goldberg, D. E., & Salonen, J. T. (1997). Beer bingeing and mortality: Results from the kuopio ischaemic heart disease risk factor study, a prospective population based study. *BMJ*, 315(7112), 846-851.
- Kerridge, B. T. (2008). A comparison of U.S. jail inmates and the U.S. general population with diagnostic and statistical manual of mental disorders IV alcohol use disorders: Sociodemographic and symptom profiles. *Alcohol*, 42(1), 55-60.
- Kessing, L. V., & Andersen, P. K. (2005). Predictive effects of previous episodes on the risk of recurrence in depressive and bipolar disorders. *Current Psychiatry Reports*, 7(6), 413-420.
- Kuehner, C., & Huffziger, S. (2009). Subjective quality of life aspects predict depressive symptoms over time: Results from a three-wave longitudinal study. *Acta Psychiatrica Scandinavica*, 120(6), 496-499.
- Labonte, B., Engmann, O., Purushothaman, I., Menard, C., Wang, J., Tan, C., Scarpa, J. R., Moy, G., Loh, Y. E., Cahill, M., Lorsch, Z. S., Hamilton, P. J., Calipari, E. S., Hodes, G. E., Issler, O., Kronman, H., Pfau, M., Obradovic, A. L., Dong, Y., Neve, R. L.,

- Russo, S., Kazarskis, A., Tamminga, C., Mechawar, N., Turecki, G., Zhang, B., Shen, L., & Nestler, E. J. (2017). Sex-specific transcriptional signatures in human depression. *Nature Medicine*, 23(9), 1102-1111.
- Lahmek, P., Berlin, I., Michel, L., Berghout, C., Meunier, N., & Aubin, H. J. (2009). Determinants of improvement in quality of life of alcohol-dependent patients during an inpatient withdrawal programme. *International Journal of Medical Sciences*, 6(4), 160-167.
- Laramée, P., Leonard, S., Buchanan-Hughes, A., Warnakula, S., Daeppen, J. B., & Rehm, J. (2015). Risk of all-cause mortality in alcohol-dependent individuals: A systematic literature review and meta-analysis. *EBioMedicine*, 2(10), 1394-1404.
- Laudet, A. B. (2011). The case for considering quality of life in addiction research and clinical practice. *Addiction Science & Clinical Practice*, 6(1), 44-55.
- Layard, R., Clark, A. E., Cornaglia, F., Powdthavee, N., & Vernoit, J. (2014). What predicts a successful life? A life-course model of well-being. *Economic Journal*, 124(580), F720-F738.
- Levola, J., Kaskela, T., Holopainen, A., Sabariego, C., Tourunen, J., Cieza, A., & Pitkanen, T. (2014). Psychosocial difficulties in alcohol dependence: A systematic review of activity limitations and participation restrictions. *Disability and Rehabilitation*, 36(15), 1227-1239.
- Limosin, F. (2002). Clinical and biological specificities of female alcoholism. [Specificités cliniques et biologiques de l'alcoolisme de la femme] *L'Encephale*, 28(6 Pt 1), 503-509.
- Linton, M. J., Dieppe, P., & Medina-Lara, A. (2016). Review of 99 self-report measures for assessing well-being in adults: Exploring dimensions of well-being and developments over time. *BMJ Open*, 6(7), e010641.
- LoCastro, J. S., Potter, J. S., Donovan, D. M., Couper, D., & Pope, K. W. (2008). Characteristics of first-time alcohol treatment seekers: The COMBINE study. *Journal of Studies on Alcohol and Drugs*, 69(6), 885-895.
- LoCastro, J. S., Youngblood, M., Cisler, R. A., Mattson, M. E., Zweben, A., Anton, R. F., & Donovan, D. M. (2009). Alcohol treatment effects on secondary nondrinking outcomes and quality of life: The COMBINE study. *Journal of Studies on Alcohol and Drugs*, 70(2), 186-196.
- Longabaugh, R., Mattson, M. E., Connors, G. J., & Cooney, N. L. (1994). Quality of life as an outcome variable in alcoholism treatment research. *Journal of Studies on Alcohol*. Supplement, 12, 119-129.
- Lönnroth, K., Williams, B. G., Stadlin, S., Jaramillo, E., & Dye, C. (2008). Alcohol use as a risk factor for tuberculosis - a systematic review. *BMC Public Health*, 8, 289-2458-8-289.
- Love, A. W., Grabsch, B., Clarke, D. M., Bloch, S., & Kissane, D. W. (2004). Screening for depression in women with metastatic breast cancer: A comparison of the beck depression inventory short form and the hospital anxiety and depression scale. *The Australian and New Zealand Journal of Psychiatry*, 38(7), 526-531.
- Luquiens, A., Falissard, B., & Aubin, H. J. (2016). Students worry about the impact of alcohol on quality of life: Roles of frequency of binge drinking and drinker self-concept. *Drug and Alcohol Dependence*, 167, 42-48.
- Lykke, J., Hesse, M., Austin, S. F., & Oestrich, I. (2008). Validity of the BPRS, the BDI and the BAI in dual diagnosis patients. *Addictive Behaviors*, 33(2), 292-300. doi:S0306-4603(07)00267-5 [pii]



- Lynskey, M. T. (1998). The comorbidity of alcohol dependence and affective disorders: Treatment implications. *Drug and Alcohol Dependence*, 52(3), 201-209.
- Maisto, S. A., Carey, M. P., Carey, K. B., Gordon, C. M., & Gleason, J. R. (2000). Use of the AUDIT and the DAST-10 to identify alcohol and drug use disorders among adults with a severe and persistent mental illness. *Psychological Assessment*, 12(2), 186-192.
- Malet, L., Llorca, P. M., Beringuier, B., Leher, P., & Falissard, B. (2006). AIQoL 9 for measuring quality of life in alcohol dependence. *Alcohol and Alcoholism*, 41(2), 181-187.
- Manninen, L., Poikolainen, K., Vartiainen, E., & Laatikainen, T. (2006). Heavy drinking occasions and depression. *Alcohol and Alcoholism*, 41(3), 293-299.
- Markkula, N., Härkänen, T., Nieminen, T., Pena, S., Mattila, A. K., Koskinen, S., Saarni, S.I., & Suvisaari, J. (2016). Prognosis of depressive disorders in the general population- results from the longitudinal Finnish health 2011 study. *Journal of Affective Disorders*, 190, 687-696.
- Martinotti, G., Di Nicola, M., & Janiri, L. (2007). Efficacy and safety of aripiprazole in alcohol dependence. *The American Journal of Drug and Alcohol Abuse*, 33(3), 393-401.
- McBride, O., Adamson, G., Bunting, B. P., & McCann, S. (2009). Characteristics of DSM-IV alcohol diagnostic orphans: Drinking patterns, physical illness, and negative life events. *Drug and Alcohol Dependence*, 99(1-3), 272-279.
- McLellan, A. T., Woody, G. E., Metzger, D., McKay, J., Durrell, J., Alterman, A. I., & O'Brien, C. P. (1996). Evaluating the effectiveness of addiction treatments: Reasonable expectations, appropriate comparisons. *The Milbank Quarterly*, 74(1), 51-85.
- Merikangas, K. R., Mehta, R. L., Molnar, B. E., Walters, E. E., Swendsen, J. D., Aguilar-Gaziola, S., Bijl, R., Borges, G., Caraveo-Anduaga, J. J., DeWit, D. J., Kolody, B., Vega, W. A., Wittchen, H. U., & Kessler, R. C. (1998). Comorbidity of substance use disorders with mood and anxiety disorders: Results of the international consortium in psychiatric epidemiology. *Addictive Behaviors*, 23(6), 893-907.
- Miller, P. M., & Anton, R. F. (2004). Biochemical alcohol screening in primary health care. *Addictive Behaviors*, 29(7), 1427-1437.
- Mitchell, A. J., Bird, V., Rizzo, M., Hussain, S., & Meader, N. (2014). Accuracy of one or two simple questions to identify alcohol-use disorder in primary care: A meta-analysis. *The British Journal of General Practice*, 64(624), e408-18.
- Mohamed, S., & Ajmal, M. (2015). Multivariate analysis of binge drinking in young adult population: Data analysis of the 2007 survey of lifestyle, attitude and nutrition in Ireland. *Psychiatry and Clinical Neurosciences*, 69(8), 483-488.
- Monahan, C. J., Bracken-Minor, K. L., McCausland, C. M., McDevitt-Murphy, M. E., & Murphy, J. G. (2012). Health-related quality of life among heavy-drinking college students. *American Journal of Health Behavior*, 36(3), 289-299.
- Moons, P. (2004). Why call it health-related quality of life when you mean perceived health status? *European Journal of Cardiovascular Nursing*, 3(4), 275-277.
- Moons, P., Budts, W., & De Geest, S. (2006). Critique on the conceptualisation of quality of life: A review and evaluation of different conceptual approaches. *International Journal of Nursing Studies*, 43(7), 891-901.

- Mueller, S. E., Petitjean, S., Boening, J., & Wiesbeck, G. A. (2007). The impact of self-help group attendance on relapse rates after alcohol detoxification in a controlled study. *Alcohol and Alcoholism*, 42(2), 108-112.
- Muhonen, L. H., Lönnqvist, J., Juva, K., & Alho, H. (2008). Double-blind, randomized comparison of memantine and escitalopram for the treatment of major depressive disorder comorbid with alcohol dependence. *The Journal of Clinical Psychiatry*, 69(3), 392-399.
- Murray, C. J., Vos, T., Lozano, R., et al. (2012). Disability-adjusted life years (DALYs) for 291 diseases and injuries in 21 regions, 1990-2010: A systematic analysis for the global burden of disease study 2010. *Lancet*, 380(9859), 2197-2223.
- National Institute for Health and Clinical Excellence. (2014). Developing NICE guidelines: The manual. Retrieved from <https://www.nice.org.uk/process/pmg20/chapter/introduction-and-overview>
- National Institute on Alcohol Abuse and Alcoholism. Rethinking drinking. Retrieved from <http://rethinkingdrinking.niaaa.nih.gov/How-much-is-too-much/what-counts-as-a-drink/whats-A-Standard-drink.aspx>
- National Institute on Alcohol Abuse and Alcoholism. (2005). Helping patients who drink too much: A Clinician's guide (2005 Edition ed.). Washington, DC: US Department of Health & Human Services. doi:NIH Publication No. 05-3769. Retrieved from [www.niaaa.nih.gov](http://www.niaaa.nih.gov)
- National Institute on Alcohol Abuse and Alcoholism. (2016). Alcohol use disorder: A comparison between DSM-IV and DSM-5. Retrieved from <http://pubs.niaaa.nih.gov/publications/dsmfactsheet/dsmfact.pdf>
- Nelson, D. E., Jarman, D. W., Rehm, J., Greenfield, T. K., Rey, G., Kerr, W. C., Miller, P., Shield, K. D., Ye, Y., & Naimi, T. S. (2013). Alcohol-attributable cancer deaths and years of potential life lost in the United States. *American Journal of Public Health*, 103(4), 641-648.
- Nesvåg, R., Lange, E. H., Faerden, A., Barrett, E. A., Emilsson, B., Ringen, P. A., Andreassen, O. A., Melle, I., & Agartz, I. (2010). The use of screening instruments for detecting alcohol and other drug use disorders in first-episode psychosis. *Psychiatry Research*, 177(1-2), 228-234.
- Neto, D., Lambaz, R., Aguiar, P., & Chick, J. (2008). Effectiveness of sequential combined treatment in comparison with treatment as usual in preventing relapse in alcohol dependence. *Alcohol and Alcoholism*, 43(6), 661-668.
- Nordholm, D., & Nielsen, B. (2007). Personality disorders among Danish alcoholics attending outpatient treatment. *European Addiction Research*, 13(4), 222-229.
- Official Statistics of Finland (OSF) [Suomen Virallinen Tilasto (SVT)]. (2015). Yearbook of alcohol and drug statistics 2015 - alcohol and drugs [Päihdetilastollinen vuosikirja 2015]. (No. 9789523025288). Helsinki, Finland: THL. Retrieved from <http://www.julkari.fi/handle/10024/129655>
- Okoro, C. A., Brewer, R. D., Naimi, T. S., Moriarty, D. G., Giles, W. H., & Mokdad, A. H. (2004). Binge drinking and health-related quality of life: Do popular perceptions match reality? *American Journal of Preventive Medicine*, 26(3), 230-233.
- Onen, S. H., Onen, F., Mangeon, J. P., Abidi, H., Courpron, P., & Schmidt, J. (2005). Alcohol abuse and dependence in elderly emergency department patients. *Archives of Gerontology and Geriatrics*, 41(2), 191-200

- Osby, U., Brandt, L., Correia, N., Ekblom, A., & Sparén, P. (2001). Excess mortality in bipolar and unipolar disorder in Sweden. *Archives of General Psychiatry*, 58(9), 844-850.
- Paljärvi, T., Koskenvuo, M., Poikolainen, K., Kauhanen, J., Sillanmäki, L., & Mäkelä, P. (2009). Binge drinking and depressive symptoms: A 5-year population-based cohort study. *Addiction*, 104(7), 1168-1178.
- Panagaria, N., Varma, K., Nijhawan, S., Mathur, A., & Rai, R. R. (2007). Quality of life and nutritional status in alcohol addicts and patients with chronic liver disease. *Tropical Gastroenterology*, 28(4), 171-175.
- Papakostas, G. I., Petersen, T., Mahal, Y., Mischoulon, D., Nierenberg, A. A., & Fava, M. (2004). Quality of life assessments in major depressive disorder: A review of the literature. *General Hospital Psychiatry*, 26(1), 13-17.
- Paul, L. A., Grubaugh, A. L., Frueh, B. C., Ellis, C., & Egede, L. E. (2011). Associations between binge and heavy drinking and health behaviors in a nationally representative sample. *Addictive Behaviors*, 36(12), 1240-1245.
- Peltonen, M., Harald, K., Männistö, S., Saarikoski, L., Peltomäki, P., Lund, L., Sundvall, J., Juolevi, A., Laatikainen, T., Aldén-Niemenen, H., Luoto, R., Jousilahti, P., Salomaa, V., Taimi, M., & Vartiainen, E. (2008). The national FINRISK 2007 study. Implementation and results. (No. B34/2008). Retrieved from [https://thl.fi/documents/10531/3917730/FR2007\\_perusraportti.pdf/648c27be-107e-4c15-a44a-bff9caf5fd](https://thl.fi/documents/10531/3917730/FR2007_perusraportti.pdf/648c27be-107e-4c15-a44a-bff9caf5fd)
- Pettinati, H. M., Gastfriend, D. R., Dong, Q., Kranzler, H. R., & O'Malley, S. S. (2009). Effect of extended-release naltrexone (XR-NTX) on quality of life in alcohol-dependent patients. *Alcoholism, Clinical and Experimental Research*, 33(2), 350-356.
- Pirkola, S. P., Isometsä, E., Suvisaari, J., Aro, H., Joukamaa, M., Poikolainen, K., KOSKINEN, S., Aromaa, A. & Lönnqvist, J. K. (2005). DSM-IV mood-, anxiety- and alcohol use disorders and their comorbidity in the Finnish general population--results from the Health 2000 study. *Social Psychiatry and Psychiatric Epidemiology*, 40(1), 1-10.
- Pirkola, S. P., Poikolainen, K., & Lönnqvist, J. K. (2006). Currently active and remitted alcohol dependence in a nationwide adult general population--results from the Finnish health 2000 study. *Alcohol and Alcoholism*, 41(3), 315-320.
- Pitkänen, T., Levola, J., Tourunen, J., Kaskela, T., & Holopainen, A. (2016). Common psychosocial difficulties in brain disorders. The research-based PARADISE24 questionnaire. [Aivotoiminnan häiriöiden yhteydessä yleisesti koetut psykososiaaliset vaikeudet. PARADISE24-kyselyn tutkimusperusta.] Helsinki: The Social Insurance Institution of Finland, Studies in social security and health 143, 167 pp. Retrieved from <http://hdl.handle.net/10138/167298>
- Pitkänen, T. (2006). Alcohol drinking behavior and its developmental antecedents. Jyväskylä studies in education, psychology and social research, University of Jyväskylä. Retrieved from <http://urn.fi/URN:ISBN:951-39-2661-3>
- Poikolainen, K. (1983). Inebriation and mortality. *International Journal of Epidemiology*, 12(2), 151-155.
- Ponizovsky, A. M. (2008). Clinical and psychosocial factors associated with quality of life in alcohol-dependent men with erectile dysfunction. *The Journal of Sexual Medicine*, 5(10), 2347-2358.

- Popay, J., Roberts, H., Sowden, A., Petticrew, M., Arai, L., Rodgers, M., Britten, M., Roen, K., & Duffy, S. (2006). Guidance on the conduct of narrative synthesis in systematic reviews: A product of the economic and social research council methods programme. Lancaster University. doi:10.13140/2.1.1018.4643
- Rapaport, M. H., Clary, C., Fayyad, R., & Endicott, J. (2005). Quality-of-life impairment in depressive and anxiety disorders. *The American Journal of Psychiatry*, 162(6), 1171-1178.
- Rash, C. J., Alessi, S. M., & Petry, N. M. (2008). Cocaine abusers with and without alcohol dependence respond equally well to contingency management treatments. *Experimental and Clinical Psychopharmacology*, 16(4), 275-281.
- Rehm, J., Greenfield, T. K., Walsh, G., Xie, X., Robson, L., & Single, E. (1999). Assessment methods for alcohol consumption, prevalence of high risk drinking and harm: A sensitivity analysis. *International Journal of Epidemiology*, 28(2), 219-224.
- Rehm, J., Samokhvalov, A. V., & Shield, K. D. (2013). Global burden of alcoholic liver diseases. *Journal of Hepatology*, 59(1), 160-168.
- Rehm, J., & Shield, K. D. (2013). Global alcohol-attributable deaths from cancer, liver cirrhosis, and injury in 2010. *Alcohol Research: Current Reviews*, 35(2), 174-183.
- Rehm, J., Shield, K. D., Roerecke, M., & Gmel, G. (2016). Modelling the impact of alcohol consumption on cardiovascular disease mortality for comparative risk assessments: An overview. *BMC Public Health*, 16, 363.
- Rehm, J., Taylor, B., & Patra, J. (2006). Volume of alcohol consumption, patterns of drinking and burden of disease in the European region 2002. *Addiction*, 101(8), 1086-1095.
- Reid, A. L., Webb, G. R., Hennrikus, D., Fahey, P. P., & Sanson-Fisher, R. W. (1986). Detection of patients with high alcohol intake by general practitioners. *British Medical Journal*, 293(6549), 735-737.
- Reinert, D. F., & Allen, J. P. (2002). The alcohol use disorders identification test (AUDIT): A review of recent research. *Alcoholism, Clinical and Experimental Research*, 26(2), 272-279.
- Reinert, D. F., & Allen, J. P. (2007). The alcohol use disorders identification test: An update of research findings. *Alcoholism, Clinical and Experimental Research*, 31(2), 185-199.
- Riihimäki, K., Sintonen, H., Vuorilehto, M., Jylhä, P., Saarni, S., & Isometsä, E. (2016). Health-related quality of life of primary care patients with depressive disorders. *European Psychiatry*, 37, 28-34.
- Roerecke, M., & Rehm, J. (2014). Alcohol consumption, drinking patterns, and ischemic heart disease: A narrative review of meta-analyses and a systematic review and meta-analysis of the impact of heavy drinking occasions on risk for moderate drinkers. *BMC Medicine*, 12, 182.
- Romeis, J. C., Heath, A. C., Xian, H., Eisen, S. A., Scherrer, J. F., Pedersen, N. L., Fu, Q., Bucholz, K. K., Goldberg, J., Lyons, M. J., Waterman, B., Tsuang, M. T. & True, W. R. (2005). Heritability of SF-36 among middle-age, middle-class, male-male twins. *Medical Care*, 43(11), 1147-1154.
- Romelsjö, A., Leifman, H., & Nyström, S. (1995). A comparative study of two methods for the measurement of alcohol consumption in the general population. *International Journal of Epidemiology*, 24(5), 929-936.
- Room, R. (2000). Measuring drinking patterns: The experience of the last half century. *Journal of Substance Abuse*, 12(1-2), 23-31.

- Rosenbloom, M. J., Sullivan, E. V., Sassoon, S. A., O'Reilly, A., Fama, R., Kemper, C. A., Deresinski, S., & Pfefferbaum, A. (2007). Alcoholism, HIV infection, and their comorbidity: Factors affecting self-rated health-related quality of life. *Journal of Studies on Alcohol and Drugs*, 68(1), 115-125.
- Rus-Makovec, M., & Cebasek-Travnik, Z. (2008). Long-term abstinence and well-being of alcohol-dependent patients after intensive treatment and aftercare telephone contacts. *Croatian Medical Journal*, 49(6), 763-771.
- Ryan, R., & Cochrane Work Group. (2013). Cochrane consumers and communications work group: Data synthesis and analysis. Retrieved from <http://cccr.org.cochrane.org>
- Saarni, S. I., Joutsenniemi, K., Koskinen, S., Suvisaari, J., Pirkola, S., Sintonen, H., Poikolainen, K., & Lönnqvist, J. (2008). Alcohol consumption, abstaining, health utility, and quality of life--a general population survey in Finland. *Alcohol and Alcoholism*, 43(3), 376-386.
- Saarni, S. I., Suvisaari, J., Sintonen, H., Pirkola, S., Koskinen, S., Aromaa, A., & Lönnqvist, J. (2007). Impact of psychiatric disorders on health-related quality of life: General population survey. *The British Journal of Psychiatry*, 190, 326-332.
- Saatcioglu, O., Yapici, A., & Cakmak, D. (2008). Quality of life, depression and anxiety in alcohol dependence. *Drug and Alcohol Review*, 27(1), 83-90.
- Saitz, R., Palfai, T. P., Cheng, D. M., Horton, N. J., Dukes, K., Kraemer, K. L., Roberts, M. S., Guerriero, R. T., & Samet, J. H. (2009). Some medical inpatients with unhealthy alcohol use may benefit from brief intervention. *Journal of Studies on Alcohol and Drugs*, 70(3), 426-435.
- Salaspuro, M. (1999). Carbohydrate-deficient transferrin as compared to other markers of alcoholism: A systematic review. *Alcohol*, 19(3), 261-271.
- Samokhvalov, A. V., Irving, H., Mohapatra, S., & Rehm, J. (2010). Alcohol consumption, unprovoked seizures, and epilepsy: A systematic review and meta-analysis. *Epilepsia*, 51(7), 1177-1184.
- Saunders, J. B., Aasland, O. G., Babor, T. F., de la Fuente, J. R., & Grant, M. (1993). Development of the alcohol use disorders identification test (AUDIT): WHO collaborative project on early detection of persons with harmful alcohol consumption--II. *Addiction*, 88(6), 791-804.
- Saunders, W. M., & Kershaw, P. W. (1980). Screening tests for alcoholism--findings from a community study. *British Journal of Addiction*, 75(1), 37-41.
- Schipper, H., Clinch, J. J., & Olweny, C. L. M. (1996). Quality of life studies: Definitions and conceptual issues. In B. Spilker (Ed.), *Quality of life and pharmacoeconomics in clinical trials* (2nd ed., pp. 11-23). Philadelphia: Lippincott-Raven Publishers.
- Searles, J. S., Helzer, J. E., & Walter, D. E. (2000). Comparison of drinking patterns measured by daily reports and timeline follow back. *Psychology of Addictive Behaviors*, 14(3), 277-286.
- Seitz, H. K., Pelucchi, C., Bagnardi, V., & La Vecchia, C. (2012). Epidemiology and pathophysiology of alcohol and breast cancer: Update 2012. *Alcohol and Alcoholism*, 47(3), 204-212. doi:10.1093/alcalc/ags011 [doi]
- Selzer, M. L. (1971). The Michigan Alcoholism Screening Test: The quest for a new diagnostic instrument. *American Journal of Psychiatry*, 127(12), 1653-1658.
- Seppä, K., Aalto, M., & Kiianmaa, K. (2012). From heavy to risky alcohol drinking - is there a need to change the guidelines? [Alkoholien suurkuluttajasta riskikäyttäjäksi - muuttuvatko neuvontaratjat?] *Finnish Medical Journal*, 67(37), 2543-2546.

- Sobell, L. C., Cellucci, T., Nirenberg, T. D., & Sobell, M. B. (1982). Do quantity-frequency data underestimate drinking-related health risks? *American Journal of Public Health*, 72(8), 823-828.
- Sobell, L. C., Sobell, M. B., Leo, G. I., & Cancilla, A. (1988). Reliability of a timeline method: Assessing normal drinkers' reports of recent drinking and a comparative evaluation across several populations. *British Journal of Addiction*, 83(4), 393-402.
- Social Insurance Institution of Finland. (2016). Statistical Yearbook of the Social Insurance Institution 2016. [Kelan tilastollinen vuosikirja 2016] Helsinki: Kela. Retrieved from [https://helda.helsinki.fi/bitstream/handle/10138/228883/02\\_KelanElakkeet\\_Kelan\\_tilastollinen\\_vuosikirja\\_2016.pdf](https://helda.helsinki.fi/bitstream/handle/10138/228883/02_KelanElakkeet_Kelan_tilastollinen_vuosikirja_2016.pdf)
- Statistics Finland [Tilastokeskus]. (2015). Official statistics of Finland (OSF): Causes of death [Suomen virallinen tilasto (SVT): Kuolemansyyt]. Retrieved from [http://www.stat.fi/til/ksyyt/index\\_en.html](http://www.stat.fi/til/ksyyt/index_en.html)
- Storgaard, H., Nielsen, S. D., & Gluud, C. (1994). The validity of the Michigan Alcoholism Screening Test (MAST). *Alcohol and Alcoholism*, 29(5), 493-502.
- Subramaniam, M., Abidin, E., Vaingankar, J. A., Nan, L., Heng, D., McCrone, P., & Chong, S. A. (2013). Impact of psychiatric disorders and chronic physical conditions on health-related quality of life: Singapore mental health study. *Journal of Affective Disorders*, 147(1-3), 325-330.
- Sullivan, L. E., Fiellin, D. A., & O'Connor, P. G. (2005). The prevalence and impact of alcohol problems in major depression: A systematic review. *The American Journal of Medicine*, 118(4), 330-341.
- Taj, N., Devera-Sales, A., & Vinson, D. C. (1998). Screening for problem drinking: Does a single question work? *The Journal of Family Practice*, 46(4), 328-335.
- Tambs, K., Harris, J. R., & Magnus, P. (1997). Genetic and environmental contributions to the correlation between alcohol consumption and symptoms of anxiety and depression. Results from a bivariate analysis of norwegian twin data. *Behavior Genetics*, 27(3), 241-250.
- Testa, M. A., & Simonson, D. C. (1996). Assessment of quality-of-life outcomes. *The New England Journal of Medicine*, 334(13), 835-840.
- The World Health Organization. (1975). International classification of diseases and related health problems 9th revision (ICD-9). Geneva: The World Health Organization.
- The World Health Organization. (1995). The World Health Organization Quality of Life Assessment (WHOQOL): Position paper from the World Health Organization. *Social Science & Medicine* (1982), 41(10), 1403-1409.
- The World Health Organization. (2008). The global burden of disease 2004 update. Retrieved from [http://www.who.int/healthinfo/global\\_burden\\_disease/GBD\\_report\\_2004update\\_full.pdf](http://www.who.int/healthinfo/global_burden_disease/GBD_report_2004update_full.pdf)
- The World Health Organization. (2014). The global status report on alcohol and health 2014. (No. ISBN 978 92 4 069276 3). Geneva, Switzerland: WHO Press.
- The World Health Organization. (2016). International statistical classification of diseases and related health problems 10th revision (ICD-10) - WHO version for 2016. Retrieved from <http://apps.who.int/classifications/icd10/browse/2016/en#/F10-F19>
- The World Health Organization. Department of Mental Health and Substance Dependence. (2000). International guide for monitoring alcohol consumption and related harm. (No. WHO/MSD/MSB/00.4). Geneva: World Health Organization.

- Retrieved from  
[http://apps.who.int/iris/bitstream/10665/66529/1/WHO\\_MSD\\_MSB\\_00.4.pdf](http://apps.who.int/iris/bitstream/10665/66529/1/WHO_MSD_MSB_00.4.pdf)
- Trivedi, M. H., Rush, A. J., Wisniewski, S. R., Warden, D., McKinney, W., Downing, M., Berman, S. R., Farabaugh, A., Luther, J. F., Nierenberg, A. A., Callan, J. A., & Sackeim, H. A. (2006). Factors associated with health-related quality of life among outpatients with major depressive disorder: A STAR\*D report. *The Journal of Clinical Psychiatry*, 67(2), 185-195.
- Udo, T., Clifford, P. R., Davis, C. M., & Maisto, S. A. (2009). Alcohol use post AUD treatment initiation as a predictor of later functioning. *The American Journal of Drug and Alcohol Abuse*, 35(3), 128-132.
- Uutela, A., & Aro, A. R. (1993). Experienced and observed quality of life - complementary viewpoints. [Koettu ja havaittu elämänlaatu – toisiaan täydentävät näkökulmat] *Duodecim; Lääketieteellinen Aikakauskirja*, 109(17), 1507-1511.
- Vakili, S., Sobell, L. C., Sobell, M. B., Simco, E. R., & Agrawal, S. (2008). Using the timeline followback to determine time windows representative of annual alcohol consumption with problem drinkers. *Addictive Behaviors*, 33(9), 1123-1130.
- Valencia-Martin, J. L., Galan, I., Guallar-Castillon, P., & Rodriguez-Artalejo, F. (2013). Alcohol drinking patterns and health-related quality of life reported in the Spanish adult population. *Preventive Medicine*, 57(5), 703-707.
- van den Berg, J. F., Kok, R. M., van Marwijk, H. W., van der Mast, R. C., Naarding, P., Oude Voshaar, R. C., Stek, M. L., Verhaak, P. F., de Waal, M. W., & Comijs, H. C. (2014). Correlates of alcohol abstinence and at-risk alcohol consumption in older adults with depression: The NESDO study. *The American Journal of Geriatric Psychiatry*, 22(9), 866-874.
- Veenhoven, R. (1996). The study of life satisfaction. In W. E. Saris, R. Veenhoven, A. C. Scherpenzeel & B. Bunting (Eds.). *A comparative study of satisfaction with life in Europe*. (pp. 11-48). Budapest: Eötvös University Press.
- Volk, R. J., Cantor, S. B., Steinbauer, J. R., & Cass, A. R. (1997). Alcohol use disorders, consumption patterns, and health-related quality of life of primary care patients. *Alcoholism, Clinical and Experimental Research*, 21(5), 899-905.
- Vos, T., Flaxman, A. D., Naghavi, M., et al. (2012). Years lived with disability (YLDs) for 1160 sequelae of 289 diseases and injuries 1990-2010: A systematic analysis for the global burden of disease study 2010. *Lancet*, 380(9859), 2163-2196.
- Wen, X. J., Kanny, D., Thompson, W. W., Okoro, C. A., Town, M., & Balluz, L. S. (2012). Binge drinking intensity and health-related quality of life among US adult binge drinkers. *Preventing Chronic Disease*, 9, E86.
- Wilk, J., West, J. C., Rae, D. S., & Regier, D. A. (2006). Relationship of comorbid substance and alcohol use disorders to disability among patients in routine psychiatric practice. *The American Journal on Addictions*, 15(2), 180-185.
- Williams, J. W., Jr, Pignone, M., Ramirez, G., & Perez Stellato, C. (2002). Identifying depression in primary care: A literature synthesis of case-finding instruments. *General Hospital Psychiatry*, 24(4), 225-237.
- Wilsnack, S. C., Wilsnack, R. W., Kristjanson, A. F., Vogeltanz-Holm, N. D., & Windle, M. (2004). Alcohol use and suicidal behavior in women: Longitudinal patterns in a U.S. national sample. *Alcoholism, Clinical and Experimental Research*, 28(5 Suppl), 38S-47S.

- Wittchen, H. U., Jacobi, F., Rehm, J., Gustavsson, A., Svensson, M., Jönsson, B., Olesen, J., Allgulander, C., Alonso, J., Faravelli, C., Fratiglioni, L., Jennum, P., Lieb, R., Maercker, A., van Os, J., Preisig, M., Salvador-Carulla, L., Simon, R. & Steinhausen, H. C. (2011). The size and burden of mental disorders and other disorders of the brain in Europe 2010. *European Neuropsychopharmacology*, 21(9), 655-679.
- Working group appointed by the Finnish Medical Society Duodecim and the Finnish Society of Addiction Medicine. (2015). Treatment of alcohol abuse. Current care guidelines. (referred December 16, 2016). Helsinki: The Finnish Medical Society Duodecim. Retrieved from [www.kaypahoito.fi](http://www.kaypahoito.fi)
- Yeh, M. Y., Che, H. L., Lee, L. W., & Horng, F. F. (2008). An empowerment process: Successful recovery from alcohol dependence. *Journal of Clinical Nursing*, 17(7), 921-929.
- Zilberman, M., Tavares, H., & el-Guebaly, N. (2003). Gender similarities and differences: The prevalence and course of alcohol- and other substance-related disorders. *Journal of Addictive Diseases*, 22(4), 61-74.



# APPENDIX

## Appendix I

### The Alcohol Used Disorders Identification Test – AUDIT

Please circle the answer that is correct for you

- AUDIT-C {
1. How often do you have a drink containing alcohol?  
· Never · Monthly or less · 2-4 times a month · 2-3 times a week · 4 or more times a week
  2. How many standard drinks containing alcohol do you have on a typical day when drinking?  
· 1 or 2 · 3 or 4 · 5 or 6 · 7 to 9 · 10 or more
  3. How often do you have six or more drinks on one occasion?  
· Never · Less than monthly · Monthly · Weekly · Daily or almost daily
- } AUDIT-3
4. During the past year, how often have you found that you were not able to stop drinking once you had started?  
· Never · Less than monthly · Monthly · Weekly · Daily or almost daily
  5. During the past year, how often have you failed to do what was normally expected of you because of drinking?  
· Never · Less than monthly · Monthly · Weekly · Daily or almost daily
  6. During the past year, how often have you needed a drink in the morning to get yourself going after a heavy drinking session?  
· Never · Less than monthly · Monthly · Weekly · Daily or almost daily
  7. During the past year, how often have you had a feeling of guilt or remorse after drinking?  
· Never · Less than monthly · Monthly · Weekly · Daily or almost daily
  8. During the past year, have you been unable to remember what happened the night before because you had been drinking?  
· Never · Less than monthly · Monthly · Weekly · Daily or almost daily
  9. Have you or someone else been injured as a result of your drinking?  
· No · Yes, but not in the past year · Yes, during the past year
  10. Has a relative or friend, doctor or other health worker been concerned about your drinking or suggested you cut down?  
· No · Yes, but not in the past year · Yes, during the past year

## Appendix II

Original and complete search terms for the literature review on alcohol dependence in the scope of PARADISE.

alcohol-related disorders/alcoholic intoxication/alcoholism in MEDLINE and Alcohol Abuse/Alcoholism/Binge Drinking in PsychINFO. In addition, the following terms in the title or abstract were used: dr?nk \* excess \* /dr?nk \* binge \* dr?nk \* heavy \* /dr?nk \* hazard \* /dr?nk \* problem \* /dr?nk \* abuse \* /dr?nk \* influence \* /drunk \* /alcohol \* excess \* / alcohol \* dependen \* /alcohol \* use \* /alcohol \* binge \* /alcohol \* heavy \* /alcohol \* hazard \* /alcohol \* problem \* /alcohol \* abuse \* /alcohol \* influence \* /alcoholism \* /alcoholic \* . These diagnosis-related search terms were then combined with the following key words: psychosocial \* , Quality of Life/, Personal Satisfaction/, exp Human Activities/and exp Social Support/disabilit \* , homelessness, environmental factor \* , exp Interpersonal Relations/, paternalism/, prejudice/, psychosocial deprivation/, social values/, exp Social Problems/, Social Adjustment/, social isolation/, stereotyping/, exp Social Environment/, exp emotions/, exp family/, exp socioeconomic factors/, exp life style/, exp Disability evaluation/, Communication Barriers/, Adaptation, Psychological/, Aggression/, Psychological stress/, (community not microbial community), or (sexual \* or intimacy).

## ORIGINAL PUBLICATIONS

# Health-related quality of life in alcohol dependence: A systematic literature review with a specific focus on the role of depression and other psychopathology.

Jonna Levola<sup>1,2</sup>, Mauri Aalto<sup>2,3</sup>, Antti Holopainen<sup>1</sup>, Alarcos Cieza<sup>4,5</sup>, Tuuli Pitkänen<sup>1</sup>

<sup>1</sup> A-clinic Foundation, Research Unit; Helsinki, Finland

<sup>2</sup> National Institute for Health and Welfare, Department of Mental Health and Substance Abuse Services; Helsinki, Finland

<sup>3</sup> South Ostrobothnia Hospital District, Department of Psychiatry; Seinäjoki, Finland

<sup>4</sup> University of Southampton, School of Psychology, Faculty of Social and Human Sciences; Southampton, UK

<sup>5</sup> Swiss Paraplegic Research, Nottwil, Switzerland

Corresponding author:

Tuuli Pitkänen

Kuusitie 38

04480 Haarajoki

Finland

+358 9 29151

tuuli.pitkanen@a-klinikka.fi

# Abstract

## Background

Health-related quality of life (HRQOL) is considered a valid measure of treatment effectiveness in addictions. However, alcohol research has lagged behind other biomedical fields in using health-related quality of life outcomes as primary or secondary endpoints. Previous work has suggested that psychiatric co-morbidity may mediate the relationship between alcohol dependence and HRQOL.

## Aim

The goal was to summarize the literature on HRQOL and its domains in the context of alcohol dependence. A specific focus was on the impact of depression and other psychopathology on these areas of life.

## Materials and methods

A database search of MEDLINE and PsychINFO was performed within the scope of PARADISE (Psychosocial Factors Relevant to Brain Disorders in Europe); a European Commission funded coordination action. Using pre-defined eligibility criteria, 42 studies were identified. A systematic approach to data collection was employed.

## Results and conclusions

Alcohol dependence was shown to affect overall HRQOL and its domains, including general health, physical and mental health, general and social functioning, activities of daily living, pain and sleep. The evidence demonstrating that alcohol dependence is a primary cause of impairments in overall HRQOL, general health, mental and physical health and social functioning was fairly strong. Treatment interventions helped improve HRQOL and its aforementioned domains. The reduction or cessation of alcohol use facilitated these improvements; however, it was not reported to be predictive of improvement in all instances where improvement was reported. Depression was associated with further decreases in HRQOL. Personality disorders contributed to the severity of social functioning impairment.

**Keywords:** alcohol dependence, health-related quality of life, depression, psychopathology, systematic review

## Background and Aim

Abstinence has traditionally been the main treatment goal for alcohol dependence both in clinical practice and in research. However, it has been argued that the dogma of abstinence might actually discourage individuals not ready to commit to such a goal from obtaining professional help. Abstinence is easily defined, but achieving sustained abstinence can be quite difficult [1] and abstinence, especially in its early stages, does not necessarily bring about change in other areas of one's life [2]. Quantifying alcohol consumption is not sufficient to reflect the full range of severity among alcohol use disorders and treatment outcome [3,4]. The Substance Abuse and Mental Health Services Administration (SAMHSA) defines recovery from addiction as "a process of change through which an individual achieves abstinence and improved health, wellness, and quality of life" [5].

According to Greenfield & Nelson, research on health must emphasize not only the diagnosis of a disease but also health, functioning and well-being [6]. Quality of life is a broad term that encompasses the patient's general life satisfaction, not solely in relationship to disease-related limitations on functioning [7]. The term health-related quality of life (HRQOL) has arisen from the need to define the concept of quality of life in the context of biomedical research; however, no consensus exists to the unequivocal definition of HRQOL. Uutela and Aro [8] have defined HRQOL as a subjective perception of one's health and health-related well-being. Testa and Simonson [9] have proposed three primary domains of HRQOL: social, psychological and physical functioning. Fallowfield [10] identified four core domains of HRQOL: physical, psychological/emotional, social and occupational well-being.

In the field of alcohol dependence, Longabaugh et al. proposed that when evaluating HRQOL, one must evaluate the clinical status of an individual's dependence to alcohol, the disorder-specific problems with which the patient struggles (e.g., client-reported negative effects of alcohol consumption), and measures of general functioning, including physical, psychological, social and role-specific functioning and environmental support [11]. This picture is complicated by the strong relationship noted between psychiatric/somatic co-morbidity and alcohol dependence [12]. Donovan et al. reviewed the literature addressing quality of life as it is related to drinking behavior, alcohol use disorders and treatment outcomes from 1993 to 2004 [13]. They reported that the relationship between HRQOL and alcohol dependence was moderated by a number of socio-demographic and patient characteristics, including age, education, gender and co-occurring psychiatric disorders.

Psychiatric and alcohol use disorders are common co-morbidities [14]. Psychiatric disturbances in the presence of alcohol use disorders can sometimes be the direct consequence of excessive drinking. They can also present as independent conditions, and it has been hypothesized that shared biological and environmental factors predispose persons to both psychiatric and alcohol use disorders [15]. Indeed, the co-occurrence of depression and alcohol use disorders is an extremely relevant clinical issue [16, 17]. Co-morbid alcohol problems in depression are associated with a higher risk of suicide and poorer social functioning [16]. With regard to causality, it has also been suggested that alcohol use disorders may predispose an individual to an increased risk of independent depression [18].

This review aims to systematically determine and report the problems in different areas of life that persons with alcohol dependence have and the impact that depression and other psychopathology have on these problems, as existing literature has already established the relevance of psychiatric co-morbidities in alcohol dependence. The goals were 1) to determine whether alcohol dependence is associated with a decline in

HRQOL or its domains and how these are measured 2) to determine whether depression and other psychopathology are associated to further decline in HRQOL and its domains on alcohol dependent persons, and 3) to determine whether treatment of alcohol dependence can improve problems related to HRQOL and its domains.

## Materials and Methods

This systematic literature review was conducted within the scope of a European Commission funded coordination action called PARADISE (Psychosocial fActors Relevant to brAin DISorders in Europe) [19]. The objective of the review in the context of the PARADISE project was to identify the psychosocial difficulties that persons with alcohol dependence have. In this paper, we concentrate on the investigations that focus on problems of HRQOL and its domains. Because of the existing heterogeneity in the conceptualization of HRQOL in the literature, studies using different constructs of HRQOL have been included. Based on the definitions of HRQOL and its core domains proposed by Testa and Simonson [9] and Fallowfield [10], as well as that of Longabaugh [11] specific to alcohol dependence, studies focusing on overall functioning and emotional, physical and social functioning have also been included in this review.

Two electronic databases, MEDLINE and PsychINFO, were searched for studies published in English between January 2005 and May 2010. The search terms regarding alcohol dependence were as follows: alcohol-related disorders / alcoholic intoxication / alcoholism in MEDLINE and Alcohol Abuse / Alcoholism / Binge Drinking in PsychINFO. In addition, the following terms in the title or abstract were used: dr?nk\* excess\* / dr?nk\* binge\* / dr?nk\* heavy\* / dr?nk\* hazard\* / dr?nk\* problem\* / dr?nk\* abuse\* / dr?nk\* influence\* / drunk\* / alcohol\* excess\* / alcohol\* dependen\* / alcohol\* use\* / alcohol\* binge\* / alcohol\* heavy\* / alcohol\* hazard\* / alcohol\* problem\* / alcohol\* abuse\* / alcohol\* influence\* / alcoholism\* / alcoholic\*. These diagnosis-related search terms were then combined with the following key words: psychosocial\*, Quality of Life /, Personal Satisfaction /, exp Human Activities / and exp Social Support / disabilit\*, homelessness, environmental factor\*, exp Interpersonal Relations /, paternalism /, prejudice /, psychosocial deprivation /, social values /, exp Social Problems /, Social Adjustment /, social isolation /, stereotyping /, exp Social Environment /, exp emotions /, exp family /, exp socioeconomic factors /, exp life style /, exp Disability evaluation /, Communication Barriers /, Adaptation, Psychological /, Aggression /, Psychological stress /, (community not microbial community), or (sexual\* or intimacy).

Papers were included when their definition of alcohol dependence was established according to the criteria based on the International Classification of Diseases, Ninth or Tenth edition (ICD-9, ICD-10) [20, 21], or the Diagnostic and Statistical Manual of Mental Disorders, Third Edition, Revised, Fourth Edition or Fourth Edition, Revised (DSM-III-TR, DSM-IV, DSM-IV-TR) [22, 23, 24]. In addition, the papers were required to report on problems in different areas of life. Randomized controlled trials, controlled clinical trials, open intervention trials, longitudinal observational studies, cross-sectional studies and qualitative studies were included. Meta-analyses, reviews, editorials and phase I and II studies were excluded, as were studies focusing on subjects under the age of 18. In the case of multiple publications, the paper from the journal with the highest impact factor was included. The database search identified 1234 references. The references' abstracts were first screened to determine whether they met the initial inclusion/exclusion based on the predefined criteria. The full texts of 515 papers were obtained, of which 244 were included in the overall analysis. Data from these 244

papers were systematically extracted using a predefined protocol created for PARADISE. Information concerning study characteristics, including the study design and the assessment instruments used, were collected. Problems in different areas of life as well as associations, determinants and the evolution of these problems were identified and documented. Associations were extracted when they were statistically significant in quantitative studies or identified as such in qualitative studies.

An evaluation of the papers' quality was performed using the National Institute for Health and Clinical Excellence guidelines [25]. According to these guidelines, each study was ranked based on the following scale: poor (1), acceptable (2), good (3), and excellent (4). Only studies of at least acceptable quality were included in the final analysis. Data extraction was performed by a trained reviewer (JL, Lic. Med.). An independent second reviewer screened a randomly selected 20 % of the abstracts and performed the data extraction for 10 % of the full-text articles.

The data analyses were performed using narrative synthesis and guided by methods described by Popay et al. [26] and later utilised by, e.g., Cabello et al. [27] and Dennison et al. [28]. Mini-reviews of each domain of HRQOL were then conducted by analysing the importance of each domain by calculating the number of the studies that identified this domain.

## Results

Of the 244 papers were included, 42 articles reported that alcohol dependent individuals noted problems with HRQOL or its domains according to the given definition. The most common reason for exclusion of the studies, in addition to not reporting on issues relating to HRQOL, was an inconclusive definition of alcohol dependence. All 42 papers reporting on HRQOL or its domains fulfilled the defined quality criterion of at least acceptable (2) study quality and were further analyzed in this review.

Almost half of the identified studies (n=21) were North American, 16 were European, four were Asian and one was African. Over half of the studies (n=26) were longitudinal with 17 intervention studies, while the rest (n=16) were cross-sectional, including one qualitative study. An overview of all studies is presented in tables 1, 2 and 3. The mean quality of the studies was 2.95 (SD 0.66). The sample sizes varied greatly: median 352 (6 – 47962). In six studies, the sample consisted of males only [29, 30, 31, 32, 33, 34], and in one study, only females were studied [35]. Five studies did not differentiate between men and women [36, 37, 38, 39, 40]. Two studies from the COMBINE data were included: one cross-sectional study regarding first-time treatment seekers [41] and one longitudinal sub-analysis that evaluated alcohol treatment outcome effects on secondary treatment outcomes [40].

### *Measuring aspects of HRQOL*

The spectrum of tools used to measure domains of HRQOL was quite broad. Both uni- and multidimensional measurements were commonly used, as were disease-specific and general measurements of quality of life. In addition to standardized instruments, other means of evaluation were used, e.g., qualitative interview. When poor HRQOL or decrements in domains thereof were reported, the comparisons were predominantly made with the normative values for the general population available for most of the instruments used.



The most commonly used general measurements of HRQOL were the Medical Outcomes Study 36-Item Short-Form Health Survey (SF-36) and the abbreviated version of this survey, the Medical Outcomes Study 12-Item Short-Form Health Survey (SF-12) [42, 43]. One of the two instruments was used in nine studies (tables 1-3) [33, 34, 38, 40, 44, 45, 46, 47, 48]. Of the disease specific instruments used to measure domains of HRQOL, the most commonly used were the Addiction Severity Index (ASI) [49] and its European counterpart, the European Addiction Severity Index (EuropASI) [50]. One of the two was used in seven studies [32, 51, 52, 53, 54, 55, 56].

The existing HRQOL instruments do not all evaluate the same domains of HRQOL. Some include aggregate scores, e.g., for mental and physical health [42, 43]. The most commonly reported problems in alcohol dependence had to do with overall HRQOL and the following domains: general health; physical and mental health, including physical and emotional role impairment; general functioning; social functioning; activities of daily living and pain. These domains represent the terminology used by the authors when reporting their results. In addition, the domains not as frequently included in the conceptualization of HRQOL in the reviewed literature, e.g., sleep, mobility and vitality, are described briefly.

### *HRQOL*

Problems related to overall HRQOL were reported in 13 studies [29, 30, 33, 38, 47, 53, 57, 58, 59, 60, 61, 62, 63]. One study [31] evaluated residential quality of life. The most commonly used single instrument was the European Quality of Life Questionnaire (EQ-5D) [64], which was utilized in four studies [38, 53, 62, 63]. Six studies were cross-sectional [29, 33, 47, 61, 62, 63], and eight were longitudinal [30, 31, 38, 53, 57, 58, 59, 60] seven of which applied an intervention [30, 38, 53, 57, 58, 59, 60]. The follow-up times varied from 12 weeks to 12 years.

Decreased HRQOL was defined to be the result of alcohol dependence in two longitudinal studies [31, 57] and in one twin study [33]. Buu et al. focused on residential quality of life, which was affected by not only alcohol dependence but also the severity of dependence [31]. In four other studies, an independent association between poor HRQOL and alcohol dependence was established; however, causality could not be determined [47, 61, 62, 63].

Changes in HRQOL over time were evaluated in eight longitudinal studies [30, 31, 38, 53, 57, 58, 59, 60]. In these studies, HRQOL was noted to improve during the follow-up period. All seven of these studies that applied a treatment intervention found treatment to improve HRQOL. Topiramate improved HRQOL more than naltrexone, while alcohol dependence improved with both pharmacotherapies [53]. Telephone-based follow-up after inpatient treatment improved HRQOL more than no follow-up [60]. Treatment in general, regardless of type of intervention, was found to improve HRQOL in three studies [57, 58, 60]. Three studies also found reduction or cessation of drinking to be a significant determinant of improvement in HRQOL [57, 58, 59].

### *General health*

Problems with general health were reported in five studies [36, 44, 46, 53, 65]. General health was measured with the SF-36 or SF-12 in three studies [36, 44, 46]. Four studies were longitudinal [36, 44, 46, 53], and one was qualitative [65]. Three studies applied an intervention [44, 46, 53], two of which were pharmacological. In

the fourth longitudinal study, Dawson's group followed transitions in and out of alcohol dependence for a period of six years [36]. The follow-up times varied from 3 weeks to six years.

One longitudinal [36] and one qualitative study [65] found low general health to be caused by alcohol dependence. Pettinati et al. did not find a difference in general health between alcohol dependent subjects and the general public, perhaps due to exclusion of subjects with major medical illness, but found general health of alcohol dependent subjects to improve during follow-up [46]. This improvement was significantly correlated to reductions in drinking. Two intervention studies found general health to be impaired in alcohol dependence and to improve during follow-up [44, 53]. Dawson et al. [36] found remission of dependence and to be a determinant of improved general health.

### *Mental health*

Problems with mental health, as assessed by low scores on the mental health component or domain, or low emotional role functioning were reported in 17 studies [30, 32, 34, 36, 40, 41, 44, 46, 45, 48, 51, 52, 55, 56, 60, 63, 66, 67]. The most commonly used instruments were the SF-12 or the SF-36 [34, 36, 40, 44, 45, 46, 48] and the ASI [32, 51, 52, 55, 56]. Fourteen studies were longitudinal [30, 32, 36, 40, 44, 45, 46, 51, 52, 55, 56, 60, 66, 67] and four were cross-sectional [34, 41, 48, 63]. Ten applied an intervention [30, 32, 36, 40, 44, 45, 46, 51, 52, 60, 67]. The length of follow-up varied from three weeks to seven years.

Two longitudinal studies found decreased mental health to be caused by alcohol dependence [44, 66]. Using retrospective assessments, Diehl et al. found that women develop psychiatric problems faster after the onset of alcohol dependence than do men [66]. Seven additional studies [34, 45, 46, 48, 56, 63, 67] found that mental health problems were independently associated with alcohol dependence. Of these seven, Hasin et al. reported in a large epidemiological study that the severity of mental health problems was associated with the severity of alcohol dependence [48].

Fourteen studies evaluated change in mental health over time [30, 32, 36, 40, 44, 46, 45, 52, 55, 56, 60, 66, 67]. ten studies reported improvements in mental health during follow-up [30, 32, 40, 44, 45, 46, 55, 56, 60, 67]. Six intervention studies found that improvement of alcohol dependence after the applied intervention resulted in better mental health outcomes [32, 44, 46, 48, 60, 67]. Dawson's observational study reported that improvement or deterioration in mental health was determined by transitions into and out of alcohol dependence [36]. The study by Nordholm and Nielsen followed treatment-seeking subjects with alcohol dependence [52]. They did not report a significant change in mental health during treatment.

### *Physical health*

Problems with physical health, as reported by low scores on the physical health component or domain, or low physical role functioning were reported in 15 studies [30, 32, 34, 36, 40, 41, 44, 45, 46, 51, 52, 60, 63, 66, 67]. The most commonly used instruments were the SF-12 or SF-36 [34, 36, 40, 44, 45, 46] and the ASI [32, 51, 52]. Three studies [40, 41, 67] utilized different versions of the World Health Organization's Quality of Life assessment Scales [7, 68]. Eleven studies were longitudinal [30, 32, 36, 40, 44, 45, 46, 51, 52, 60, 67], all of which applied an intervention, and four studies were cross-sectional [34, 41, 63, 66]. The length of follow-up varied from three weeks to four years.

Two longitudinal studies [36, 66] reported that decreased physical health was caused by alcohol dependence. Four additional studies also reported decreased physical health in the context of alcohol dependence without establishing causality [34, 51, 63, 67]. Increased severity and longer duration of alcohol dependence were also associated with decreased physical health in one study [36].

Eleven studies evaluated change in physical health [30, 32, 36, 40, 44, 45, 46, 51, 52, 60, 67] seven of which reported improvements in physical health during follow-up [30, 32, 40, 44, 51, 60, 67]. In all of these seven studies physical health was improved subsequent to applied treatment interventions. Physical health improved due to reduced drinking or abstinence in four of these studies [32, 44, 46, 67]. As with mental health, Dawson's observational study reported that improvement or deterioration in physical health could be predicted by transitions in and out of alcohol dependence [36], and the observational study by Nordholm and Nielsen that followed treatment-seeking subjects with alcohol dependence did not report significant changes in physical health during treatment [52]. Physical impairment seemed to increase with age [44, 45]. Reports noting an association between gender and decreased physical health were contradictory, as one study reported more physical problems in women [44], while another study reported more problems in men [45].

#### *General functioning*

Eight studies assessing general or global were identified [35, 37, 55, 61, 66, 67, 69, 70]. These studies commonly used the DSM-based Global Assessment of Functioning (GAF) [22]: [35, 61, 66, 69] and the Global Assessment Scale (GAS) [71]: [37, 67]. Three studies were longitudinal [55, 66, 67], one of which applied an intervention [67], and five studies were cross-sectional [35, 37, 61, 69, 70]. The length of follow-up varied from five weeks to one year.

One cross-sectional study [55] reported problems in functioning to be caused by alcohol dependence. The remaining seven studies [35, 37, 61, 66, 67, 69, 70] found problems in functioning to be associated with alcohol dependence without establishing a causal relationship. Two studies evaluated a change in functioning [37, 67]. Both studies found treatment interventions and abstinence or moderate drinking to improve functioning during follow-up compared to the continuation of heavy drinking.

#### *Social functioning*

A total of 24 studies reported problems with social functioning [30, 32, 34, 36, 39, 40, 41, 44, 46, 48, 52, 53, 54, 55, 56, 58, 60, 66, 67, 72, 73, 74, 75, 76]. The range of assessment instruments used to evaluate social functioning was the broadest for this domain. The most commonly used instruments were the ASI and the EuropASI [32, 52, 53, 54, 55, 56], the SF-12 or the SF-36 [36, 40, 44, 46, 48], different versions of the WHO's quality of life assessment scales [40, 41, 67] and the Alcohol Use Disorder and Associated Disabilities Interview (AUDADIS) [77]: [73, 76]. An intervention was applied in 12 [30, 32, 36, 39, 40, 44, 46, 52, 53, 58, 60, 67] out of 19 longitudinal studies ([30, 32, 36, 39, 40, 44, 46, 52, 53, 54, 55, 56, 58, 60, 66, 67, 72, 73, 74]). Five studies were cross-sectional [34, 41, 48, 75, 76]. The length of follow-up varied from three weeks to 20 years.

Three longitudinal studies [36, 66, 74] reported a causal relationship between alcohol dependence and decreased social functioning. An additional seven studies [34, 46, 48, 56, 67, 74, 76] found decreased social functioning to be independently associated with alcohol dependence. One of these studies [48] and an additional one by Jordaan et al. [75] found severity of alcohol dependence to be associated with the degree of social impairment. Charney et al. found more severe impairment in social functioning to be associated with a worse prognosis for alcohol dependence [54].

Change in social functioning was evaluated in 15 [30, 32, 36, 39, 40, 44, 46, 52, 53, 55, 56, 58, 60, 67, 72] studies, 14 of which reported improvement [30, 32, 33, 39, 40, 46, 52, 53, 55, 56, 58, 60, 67, 72]. In a retrospective study, Diehl et al. found that social impairment develops significantly faster after the onset of alcohol dependence in women than in men [66]. Of the studies where improvements in social functioning were reported, all 14 studies found that the cessation or reduction in drinking to be a determinant of this improvement. Treatment interventions were found to be determinants of improved social functioning in 11 studies [30, 32, 39, 40, 44, 46, 52, 53, 55, 58, 60, 67]. Studies using pharmacological interventions found that extended-release naltrexone improved social functioning more than placebo [46], and topiramate improved social functioning more than naltrexone, but the difference between topiramate and naltrexone was not statistically significant [53]. LoCastro et al. reported improved social functioning in the COMBINE study but did not find significant differences between treatment groups [40]. Three studies reported improved social functioning after short periods of inpatient treatment lasting three to five weeks [44, 60, 67].

#### *Activities of daily living*

Activities of daily living (ADL) were measured in four studies [30, 62, 63, 78]. Two studies [62, 63] utilized the European Quality of Life Questionnaire (EQ-5D) [79], while two studies [30, 78] used the Quality of Life Enjoyment and Satisfaction Questionnaire (Q-LES-Q) [80]. Two studies were longitudinal and applied an intervention [30, 78]. Both interventions were pharmacological with a 12- to 14-week follow-up period. The other two studies were cross-sectional [63, 63].

The two cross-sectional studies [62, 63] found impairments in ADL to be associated with alcohol dependence. The two intervention studies both reported improvements in ADL but did not report on whether ADLs were decreased at baseline when compared to the general population [30, 78]. Johnson et al. found topiramate to improve ADL more than placebo [78]. Grinshpoon et al. found the pharmacological treatment of erectile dysfunction with sildenafil improved ADL among subjects with co-morbid alcohol dependence [30].

#### *Pain*

Pain in the context of HRQOL was measured in five studies [34, 36, 44, 62, 63]. The SF-12 or SF-36 was utilized in three studies [34, 36, 44], and the EQ-5D was used in two studies [62, 63]. Two studies were longitudinal, and both applied an intervention [36, 44]. The length of follow-up was three weeks in one study [44] and three years in the other [36]. Three studies were cross-sectional [34, 62, 63].

The three cross-sectional studies all found pain to be associated with alcohol dependence [34, 62, 63]. Dawson's study reported the improvement or deterioration of pain to be determined by the transitions in and

out of alcohol dependence [36]. Lahmek et al. found in-patient treatment and abstinence to alleviate self-reported pain over a three-week period [44].

### *Vitality, sleep and mobility*

Three studies evaluated vitality [34, 36, 44]. Problems with vitality were reported by two studies; one intervention study by Lahmek et al. [44] and one cross-sectional study by Panagria et al. [34]. Both used the SF-36 to evaluate vitality and reported an independent association between problems with vitality and alcohol dependence. Lahmek et al. also reported improvement of vitality during a three-week in-patient treatment period [44]. Dawson et al. did not detect associations between changes in vitality and transitions in and out of alcohol dependence over a three-year period [36].

Two cross-sectional studies addressed problems with sleep in the context of HRQOL [63, 69]. One found sleep disturbances, as determined by review of subjects' medical records, to be brought on by heavy alcohol use [69]. The other found problems with sleep, as assessed by the 15D [74], to be independently associated with alcohol dependence [63]. Neither study evaluated the change over time.

Saarni's group [63] found a positive association between alcohol dependence and problems with mobility using the EQ-5D and the 15D. A study by Günther et al. [62] did not find a statistically significant difference between the prevalence rates of mobility problems among alcohol-dependent subjects (15.5 %) and the general population (16.6 %) using the EQ-5D. Neither study evaluated the change over time.

### *Depression and other psychopathology*

A diagnosis of depressive disorder was associated with decreased HRQOL in alcohol dependent subjects in three studies [47, 61, 62]. Rosenbloom et al. found that significant symptoms of depression regardless of an official diagnosis were also associated with decreased HRQOL [61]. Ponizovsky reported depressive symptoms to be associated with alcohol dependence in a population of men with alcohol-induced erectile dysfunction [29]. Rosenbloom et al. found a diagnosis of anxiety disorder to be associated with poor HRQOL [61]. Symptoms of anxiety and psychological distress were associated with poor HRQOL in three studies [29, 38, 47].

Depression was not specifically found to contribute to mental health component scores in the context of alcohol dependence. Poorer estimates of mental health were associated with suicidality and psychiatric co-morbidities in general [44], personality disorders [52] and anxiety [67]. Lahmek et al. reported the greatest improvement in mental health within an inpatient withdrawal treatment program among subjects with psychotic symptoms, agoraphobia, panic disorder and an overall low mental component score upon admission [44].

Cluster C personality disorders were reported in one study to be associated with decreased physical health domain scores in alcohol dependent individuals [52]. Other studies did not provide further information on the role of psychiatric co-morbidities or symptoms in physical health estimates.

Duncan et al. reported that subjects with alcohol dependence had slightly worse levels of functioning, as measured by the GAF, than did subjects with bulimia nervosa without alcohol dependence [35]. General

functioning was most severely affected in subjects with both alcohol dependence and bulimia nervosa. The study by Wilk et al. reported that the prevalence of poor functioning, as defined by a GAF score under 50, to be 19.3 % among patients with major depressive disorder [37]. The prevalence of problems in functioning among patients with depression and a co-morbid alcohol use disorder was 30.2 %. These two studies, however, suggest that alcohol use disorders contribute to a further reduction in functioning among subjects with bulimia nervosa and depression.

The study by Muhonen et al. compared memantine to escitalopram in the treatment of alcohol-dependent subjects with co-morbid depression and reported significant improvement in social functioning for both groups without statistical between-group differences [58]. Two studies found personality disorders to be associated with decreased social functioning [52, 73]. Decreased social functioning, as defined by the number of days with social problems due to drinking, was reported by Carpenter et al. to be higher among subjects with alcohol dependence than those with problem drinking [73]. Alcohol dependent subjects with antisocial behaviour had 18 times more social problems during the past year than alcohol dependent subjects without antisocial behaviour.

There were no studies that reported on depression and general health, ADLs, pain, sleep, mobility or vitality in the context of alcohol dependence.

## Discussion

This review sought to compile literature from 2005-2010 that addressed problems in HRQOL and its domains in alcohol dependence, with a specific focus on the role of depression and other psychopathology on these areas of life. A total of 42 articles of at least acceptable quality reporting on HRQOL or its domains were identified. The most frequently addressed domain was social functioning (24 studies), followed by physical and mental health domains (15 and 14, respectively) and overall HRQOL (14 studies). Alcohol dependence was associated with or determined to be a cause of decreases in all reported domains, with the exception of mobility and vitality, for which the results were contradictory.

Depression or other psychopathology was reported to have a role in overall HRQOL or its domains in 12 studies. While causal links were not reported, four studies found a diagnosis of depression to be associated with further decreases in HRQOL in subjects with alcohol dependence. Alcohol use disorders also contributed further reduction in general functioning among subjects with depression (and bulimia nervosa). These findings are suggestive of depression contributing to a further reduction of HRQOL in persons with alcohol dependence; a finding which is in line with clinical experience. As Lahmek et al. showed [44], psychiatric comorbidities are associated with suicidality in alcohol dependence. In clinical practice, the combination of depression and alcohol dependence is a common and severe phenomenon which deserves particular attention.

The evidence for impaired social functioning due to alcohol dependence was quite strong. Personality disorders were associated with a more severe social impairment in two studies [52, 73]. Antisocial personality disorder was the most commonly addressed personality disorder in the context of alcohol and other substance

use disorders. Social functioning in alcohol dependent subjects with depression was significantly improved in both treatment groups in the study by Muhonen et al., which compared escitalopram and memantine [58].

Several studies reported that pharmacological interventions (namely, naltrexone and topiramate) produced significant improvements in HRQOL and its domains. Psychosocial treatment interventions, such as contingency management, and even short inpatient treatment periods, also seemed to improve these outcomes. As reported by LoCastro et al. in the context of COMBINE, differences between different treatment regimens were difficult to determine [40]. Quite often, treatment in general was the precipitant for positive change. This can be viewed as an encouraging finding when translated into clinical practice.

There was limited data on the sustainability of improved HRQOL and its domains. LoCastro et al. reported sustained or improved mental health after one year; however, results for physical health were contradictory [40]. Udo et al. reported improvements in general and social functioning up to one year after treatment for alcohol use disorders [55]. According to Dawson et al. [36] individuals with dependence at baseline who reached full or partial remission during the 3-year follow-up period significantly improved mental health scores.

A wide range of instruments were used in the included studies, some of which are typically not perceived as instruments measuring HRQoL. Not all studies used the term HRQoL when reporting on e.g. social functioning. No assessment instrument was used more than others in evaluating aspects of HRQOL. The choice of instrument can be influenced by the need to compare HRQOL between different conditions (general HRQOL instruments such as SF-36 or SF-12). It has been argued that illness-specific instruments may provide more accurate information relevant to the condition in question. Luquiens et al. reviewed the instruments used for assessing quality of life among alcohol dependent patients and found that heterogeneity of instruments used led to difficulties in comparing improvement of HRQOL between trials [82]. Luquiens et al. concluded that an instrument based on alcohol dependent patients' specific concerns would be necessary. Based on the literature that we reviewed, relevant domains in alcohol dependence seemed to include social functioning, depression, anxiety, sleep and pain.

The selection of an assessment instrument is eventually determined by the study question and other possible assessment instruments used. The Addiction Severity Index was the most commonly used illness-specific instrument in this alcohol literature. Although the ASI is an instrument that assesses the consequences of dependence rather than HRQOL in a strict sense, it was included here because it addresses domains relevant to HRQOL, such as social functioning, psychiatric disease and physical health.

The construct of health-related quality of life is not unambiguous and the construct used in this review may not allow for direct comparison to previous work. Previous reviews on HRQOL and alcohol dependence are limited. Donovan et al. reviewed the literature addressing quality of life in the broader meaning of the term as it is related to drinking behavior, alcohol use disorders and treatment outcomes from 1993 to 2004 [13]. They found quality of life to be decreased in alcohol dependent subjects when compared with the general population and with populations having other chronic health conditions. Prior to this, Foster et al. [83] reviewed in 1998 the ongoing and published work at the time in the area of quality of life and alcohol dependence. Despite the difference in the construct, their main findings were in concordance with the present review: quality of life in alcohol dependent subjects was poor, but improved with abstinence, or significantly reduced drinking. Psychiatric comorbidity was identified as a significant factor of quality of life in alcohol dependence.

HRQOL and its domains were mainly addressed as secondary outcomes confirming that traditional drinking measures are the as primary outcomes in alcohol research. The number of and range of studies including HRQOL –measures, however, was encouraging, as was the fact that and post hoc analyses had been conducted in large studies specifically to evaluate the effect of treatment modalities on HRQOL. This finding reflects that a more comprehensive view is being adopted when selecting endpoints for intervention studies. LoCastro et al. reported that the changes that resulted from treatment were multidimensional and that improvements in nondrinking outcomes reflected the overall significant improvement in drinking [40]. In most of the studies reviewed here, the improvements in different aspects of HRQOL were related to treatment interventions and subsequent reduction or cessation of alcohol use. However, the improvement in HRQOL was not always proportional to the improvement in drinking status [e.g., 57], and reductions in alcohol consumption without complete abstinence also resulted in positive changes [e.g., 40]. This finding would suggest that all treatment benefits cannot be measured by quantification of drinking.

Our review should be interpreted in the light of some other limitations. The review was limited by year (2005-10) and language of publication (English) due to the original strategy of data collection of PARADISE. Studies included presented a wide array of study settings, methodologies, follow-up times, populations and stages of alcohol dependence. For the elimination of possible biases due to inclusion of studies with selected study populations, it was important to include a variety of study designs in the review. This method incorporates data from qualitative studies reporting a subjective, lived experience as well as quantitative results from larger samples. Similar themes were reported in different types of studies. In some cases, HRQOL was not the focus of the study and the data regarding impact of treatment on HRQOL and its domains was somewhat sporadic. While no treatment could be singled out, an encouraging find for treatment providers is that the evidence for the fact that treatment in fact does improve different aspects of HRQOL was quite strong.

An interesting approach to evaluation of treatment efficacy in future research might be to allow for the patient to determine what the goals of treatment are. These goals could include e.g. improvement of occupational functioning, alleviation of psychiatric symptoms, and efficacy of treatment interventions would be measured by how well these individual goals are met. The effect of psychiatric comorbidities on HRQOL in alcohol dependence subjects is recognized in previous reviews [e.g., 11, 13]. However, studies reporting on treatment interventions to improve HRQOL were limited. Alcohol dependent subjects are often excluded from pharmacological trials for the treatment of psychiatric illnesses e.g. depression- This is also the case with trials for pharmacotherapies for alcohol dependence, from which subjects with major psychiatric illnesses are excluded. Perhaps more naturalistic settings for intervention studies could provide further information on treatment options for the vast group of patients suffering from both alcohol dependence and psychiatric comorbidities.

## Conclusions

Overall HRQOL and its domains, including general health, physical and mental health, general and social functioning, activities of daily living, pain and sleep, were decreased in alcohol dependent subjects. Treatment interventions had a significant role in improving HRQOL and its aforementioned domains. Reduction or cessation of alcohol use facilitated these changes but was not reported as a predictor of improvement in all



instances where improvement was reported. Depression or depressive symptoms were associated with further reductions of HRQOL among alcohol dependent subjects. This review confirms that HRQOL and its domains are relevant in alcohol research and the authors encourage the inclusion of these domains in future research as well as further attention to the clinically relevant comorbidity of psychiatric disturbances and alcohol dependence.

## References

1. Marlatt GA, Witkiewitz K. Harm reduction approaches to alcohol use: health promotion, prevention, and treatment. *Addict Behav* 2002;27:867-86.
2. Vaillant GE. *The Natural History of Alcoholism Revisited*. Cambridge, MA: Harvard University Press; 1995.
3. McLellan AT, Woody GE, Metzger D, McKay J, Durrell J, Alterman AI, et al. Evaluating the effectiveness of addiction treatment: Reasonable expectations, appropriate comparisons. *Milbank Q* 1996;74:51-85.
4. Laudet AB. The case for considering quality of life in addiction research and clinical practice. *Addict Sci Clin Pract* 2011;6:44-55.
5. Center for Substance Abuse Treatment. *National Summit on Recovery: Conference Report*. Rockville, MD: Substance Abuse and Mental Health Services Administration; 2006.
6. Greenfield S, Nelson EC. Recent developments and future issues in the use of health status assessment measures in clinical settings. *Med Care* 1992;30:MS23-MS41.
7. WHOQOLGroup. The World Health Organization Quality of Life assessment (WHOQOL): position paper from the World Health Organization. *Soc Sci Med* 1995;41:1403-9.
8. Uutela A, Aro A R. Koettu ja havaittu elämänlaatu – toisiaan täydentävät näkökulmat (*Subjective and objective quality of life – two perspectives which compliment each other*). [In Finnish] *Duodecim* 1993;109:1507-11.
9. Testa MA, Simonson DC. Assessment of quality-of-life outcomes. *New Eng J Med* 1996;334: 835-840.
10. Fallowfield L. Quality of life: A new perspective for cancer patients. *Nat Rev Cancer* 2002;873-879.
11. Longabaugh R, Mattson ME, Connors GJ, Cooney NL. Quality of life as an outcome variable in alcoholism treatment research. *J Stud Alcohol Suppl* 1994;12:119-129.
12. Moss HB, Chen CM, Yi HY. Subtypes of alcohol dependence in a nationally representative sample. *Drug Alcohol Depend* 2007;91:149-58.
13. Donovan D, Mattson ME, Cisler RA, Longabaugh R, Zweben A. Quality of life as an outcome measure in alcoholism treatment, *J Stud Alcohol Suppl* 2005;15:119-39.
14. Dawson DA, Grant BF, Stinson FS, Chou PS. Psychopathology associated with drinking and alcohol use disorders in the college and general adult populations. *Drug Alcohol Depend* 2005;77:139-50.
15. Kendler KS, McGuire M, Gruenberg AM, O'Hare A, Spellman M, Walsh D. The Roscommon Family Study. IV. Affective illness, anxiety disorders, and alcoholism in relatives. *Arch Gen Psychiatry* 1993;50:952-60.
16. Sullivan LE, Fiellin DA, O'Connor PG. The prevalence and impact of alcohol problems in major depression: a systematic review. *Am J Med* 2005;118:330-41.
17. Lynskey MT. The comorbidity of alcohol dependence and affective disorders: treatment implications. *Drug Alcohol Depend* 1998;52:201-9
18. Fergusson D M, Boden JM, Horwood LJ. Tests of causal links between alcohol abuse or dependence and major depression. *Arch Gen Psychiatry* 2009;66:260-6
19. PARADISE EC project. Psychosocial Factors Relevant to Brain Disorders in Europe. PARADISE. 2010 Coordination Theme 1 (Health) of the European Community's FP7, Grant Agreement no.HEALTH-F2-2009-241572. Ref Type: Electronic Citation.
20. World Health Organization. *International Classification of Diseases and Related Health Problems 9th Revision (ICD-9)*. World Health Organization, Geneva; 1975.
21. World Health Organization. *International Classification of Diseases and Related Health Problems 10th Revision (ICD-10)*. World Health Organization, Geneva; 1992.

22. American Psychiatric Association. Diagnostic and Statistical Manual of Mental Disorders, Third Edition, Revised (DSM-III-TR). American Psychiatric Association, Washington, DC; 1987.
23. American Psychiatric Association. Diagnostic and Statistical Manual of Mental Disorders, Fourth Edition (DSM-IV). American Psychiatric Association, Washington, DC; 1994.
24. American Psychiatric Association. Diagnostic and Statistical Manual of Mental Disorders, Fourth Edition, Text Revision (DSM-IV-TR). American Psychiatric Association, Washington, DC; 2000.
25. National Institute for Mental Health and Clinical Excellence. The guideline manual. National Institute for Mental Health and Clinical Excellence, London; 2009.
26. Popay J, Roberts H, Sowden A, Petticrew M, Arai L, Rodgers M, et al. Guidance on the conduct of narrative synthesis in systematic reviews. A product from the ESRC Methods Programme. ESRC Methods Programme, Lancaster; 2006.
27. Cabello M, Mellor-Marsá B, Sabariego C, Cieza A, Bickenbach J, Ayuso-Mateos JL. Psychosocial features of depression: a systematic review. *J Affect Disord* 2012;141:22-33.
28. Dennison L, Moss-Morris R, Chalder T. A review of psychological correlates of adjustment in patients with multiple sclerosis. *Clin Psychol Rev* 2009;29:141-153.
29. Ponizovsky AM. Clinical and psychosocial factors associated with quality of life in alcohol-dependent men with erectile dysfunction. *J Sex Med* 2008;5:2347-58.
30. Grinshpoon A, Margolis A, Weizman A, Ponizovsky AM. Sildenafil citrate in the treatment of sexual dysfunction and its effect on quality of life in alcohol dependent men: preliminary findings. *Alcohol Alcohol* 2007;42:340-6.
31. Buu A, Mansour M, Wang J, Refior SK, Fitzgerald HE, Zucker RA. Alcoholism effects on social migration and neighborhood effects on alcoholism over the course of 12 years. *Alcohol Clin Exp Res* 2007;31:1545-51.
32. Easton CJ, Mandel D, Babuscio T, Rounsaville BJ, Carroll KM. Differences in treatment outcome between male alcohol dependent offenders of domestic violence with and without positive drug screens. *Addict Behav* 2007;32:2151-63.
33. Romeis JC, Heath AC, Xian H, Eisen SA, Scherrer JF, Pedersen NL, et al. Heritability of SF-36 among middle-age, middle-class, male-male twins. *Med Care* 2005;43:1147-54.
34. Panagaria N, Varma K, Nijhawan S, Mathur A, Rai RR. Quality of life and nutritional status in alcohol addicts and patients with chronic liver disease. *Trop Gastroenterol* 2007;28:171-5.
35. Duncan AE, Neuman RJ, Kramer JR, Kuperman S, Hesselbrock VM, Bucholz KK. Lifetime psychiatric comorbidity of alcohol dependence and bulimia nervosa in women. *Drug Alcohol Depend* 2006;84:122-32.
36. Dawson DA, Li TK, Chou SP, Grant BF. Transitions in and out of alcohol use disorders: their associations with conditional changes in quality of life over a 3-year follow-up interval. *Alcohol Alcohol* 2009;44:84-92.
37. Wilk J, West JC, Rae DS, Regier DA. Relationship of comorbid substance and alcohol use disorders to disability among patients in routine psychiatric practice. *Am J Addict* 2006;15:180-5.
38. Dorney-Smith S. Piloting the community matron model with alcoholic homeless clients. *Br J Community Nurs* 2007;12:546,548-51.
39. Mueller SE, Petitjean S, Boening J, Wiesbeck GA. The impact of self-help group attendance on relapse rates after alcohol detoxification in a controlled study. *Alcohol Alcohol* 2007;42:108-12.
40. LoCastro JS, Youngblood M, Cisler RA, Mattson ME, Zweben A, Anton RF, et al. Alcohol treatment effects on secondary nondrinking outcomes and quality of life: the COMBINE study. *J Stud Alcohol Drugs* 2009;70:186-96.
41. LoCastro JS, Potter JS, Donovan DM, Couper D, Pope KW. Characteristics of first-time alcohol treatment seekers: the COMBINE Study. *J Stud Alcohol Drugs* 2008;69:885-95.

42. Ware JE, Sherburne CD. The MOS 36-Item Short Form Health Survey (SF-36): conceptual framework and item selection. *Med Care* 1992;30:473-83.
43. Ware J Jr, Kosinski M, Keller SD. A 12-Item Short-Form Health Survey: construction of scales and preliminary tests of reliability and validity. *Med Care* 1996;34:220-33.
44. Lahmek P, Berlin I, Michel L, Berghout C, Meunier N, Aubin HJ. Determinants of improvement in quality of life of alcohol-dependent patients during an inpatient withdrawal. *Int J Med Sci* 2009;6:160-7.
45. Saitz R, Palfai TP, Cheng DM, Horton NJ, Dukes K, Kraemer KL, et al. Some medical inpatients with unhealthy alcohol use may benefit from brief intervention. *J Stud Alcohol Drugs* 2009;70:426-35.
46. Pettinati HM, Gastfriend DR, Dong Q, Kranzler HR, O'Malley SS. Effect of extended-release naltrexone (XR-NTX) on quality of life in alcohol-dependent patients. *Alcohol Clin Exp Res* 2009;33:350-6.
47. Malet L, Llorca PM, Beringuier B, Lehert P, Falissard B. ALQOL 9 for measuring quality of life in alcohol dependence. *Alcohol Alcohol* 2006;41:181-7.
48. Hasin DS, Stinson FS, Ogburn E, Grant BF. Prevalence, correlates, disability, and comorbidity of DSM-IV alcohol abuse and dependence in the United States: results from the National Epidemiologic Survey on Alcohol and Related Conditions. *Arch Gen Psychiatry* 2007;64:830-42.
49. McLellan AT, Luborsky L, Woody GE, O'Brien CP. An improved diagnostic evaluation instrument for substance abuse patients. The Addiction Severity Index. *J Nerv Ment Dis* 1980;168:26-33.
50. Kokkevi A, Hartgers C. European adaptation of a multidimensional assessment instrument for drug and alcohol dependence. *Eur Addict Res* 1995;1:208-10.
51. Rash CJ, Alessi SM, Petry NM. Cocaine abusers with and without alcohol dependence respond equally well to contingency management treatments. *Exp Clin Psychopharmacol* 2008;16:275-81.
52. Nordholm D, Nielsen B. Personality disorders among danish alcoholics attending outpatient treatment. *Eur Addict Res* 2007;13:222-9.
53. Flórez G, García-Portilla P, Alvarez S, Saiz PA, Nogueiras L, Bobes J. Using topiramate or naltrexone for the treatment of alcohol-dependent patients. *Alcohol Clin Exp Res* 2008;32:1251-9.
54. Charney DA, Zikos E, Gill KJ. Early recovery from alcohol dependence: factors that promote or impede abstinence. *J Subst Abuse Treat* 2010;38:42-50.
55. Udo T, Clifford PR, Davis CM, Maisto SA. Alcohol use post AUD treatment initiation as a predictor of later functioning. *Am J Drug Alcohol Abuse* 2009;35:128-32.
56. Ammon L, Bond J, Matzger H, Weisner C. Gender differences in the relationship of community services and informal support to seven-year drinking trajectories of alcohol-dependent and problem drinkers. *J Stud Alcohol Drugs* 2008;69:140-50.
57. Neto D, Lambaz R, Aguiar P, Chick J. Effectiveness of sequential combined treatment in comparison with treatment as usual in preventing relapse in alcohol dependence. *Alcohol Alcohol* 2008;43:661-8.
58. Muhonen LH, Lönnqvist J, Juva K, Alho H. Double-blind, randomized comparison of memantine and escitalopram for the treatment of major depressive disorder comorbid with alcohol dependence. *J Clin Psychiatry* 2008;69:392-9.
59. Martinotti G, Di Nicola M, Janiri L. Efficacy and safety of aripiprazole in alcohol dependence. *Am J Drug Alcohol Abuse* 2007;33:393-401.
60. Rus-Makovec M, Cebasek-Travnik Z. Long-term abstinence and well-being of alcohol-dependent patients after intensive treatment and aftercare telephone contacts. *Croat Med J* 2008;49:763-71.
61. Rosenbloom MJ, Sullivan EV, Sassoon SA, O'Reilly A, Fama R, Kemper CA, et al. Alcoholism, HIV infection, and their comorbidity: factors affecting self-rated health-related quality of life. *J Stud Alcohol Drugs* 2007;68:115-25.

62. Günther O, Roick C, Angermeyer MC, König HH. The EQ-5D in alcohol dependent patients: relationships among health-related quality of life, psychopathology and social functioning. *Drug Alcohol Depend* 2007;12:253-64.
63. Saarni SI, Suvisaari J, Sintonen H, Pirkola S, Koskinen S, Aromaa A, et al. Impact of psychiatric disorders on health-related quality of life: general population survey. *Br J Psychiatry* 2007;190:326-32.
64. The EuroQol Group. EuroQol-a new facility for the measurement of health-related quality of life. *Health Policy* 1990;16:199-208.
65. Yeh MY, Che HL, Lee LW, Horng FF. An empowerment process: successful recovery from alcohol dependence. *J Clin Nurs* 2008;17:921-9.
66. Diehl A, Croissant B, Batra A, Mundle G, Nakovics H, Mann K. Alcoholism in women: is it different in onset and outcome compared to men? *Eur Arch Psychiatry Clin Neurosci* 2007;257:344-51.
67. Ginieri-Coccossis M, Liappas IA, Tzavellas E, Triantafyllou E, Soldatos C. Detecting changes in quality of life and psychiatric symptomatology following an in-patient detoxification programme for alcohol-dependent individuals: the use of WHOQOL-100. *In Vivo* 2007;21:99-106.
68. WHOQOL Group. Development of the World Health Organization WHOQOL-BREF quality of life assessment. The WHOQOL Group. *Psychol Med* 1998;28:551-8.
69. Onen SH, Onen F, Mangeon JP, Abidi H, Courpron P, Schmidt J. Alcohol abuse and dependence in elderly emergency department patients. *Arch Gerontol Geriatr* 2005;41:191-200.
70. Kerridge BT. A comparison of U.S. jail inmates and the U.S. general population with Diagnostic and Statistical Manual of Mental Disorders IV alcohol use disorders: sociodemographic and symptom profiles. *Alcohol* 2008;42:55-60.
71. Endicott J, Spitzer RL, Fleiss JL, Cohen J. The global assessment scale. A procedure for measuring overall severity of psychiatric disturbance. *Arch Gen Psychiatry* 1976;33:766-71.
72. Gual A, Bravo F, Lligoña A, Colom J. Treatment for alcohol dependence in Catalonia: health outcomes and stability of drinking patterns over 20 years in 850 patients. *Alcohol* 2009;44:409-15.
73. Carpenter KM, Liu X, Hasin DS. The Type A-Type B classification in a community sample of problem drinkers: structural and predictive validity. *Addict Behav* 2006;31:15-30.
74. Jorge RE, Starkstein SE, Arndt S, Moser D, Crespo-Facorro B, Robinson RG. Alcohol misuse and mood disorders following traumatic brain injury. *Arch Gen Psychiatry* 2005;62:742-9.
75. Jordaan GP, Nel DG, Hewlett RH, Emsley R. Alcohol-induced psychotic disorder: a comparative study on the clinical characteristics of patients with alcohol dependence and schizophrenia. *J Stud Alcohol Drugs* 2009;70:870-6.
76. McBride O, Adamson G, Bunting BP, McCann S. Characteristics of DSM-IV alcohol diagnostic orphans: drinking patterns, physical illness, and negative life events. *Drug Alcohol Depend* 2009;99:272-9.
77. Grant BF, Dawson DA, Hasin DS. The alcohol use disorder and associated disabilities interview scheduled. *Diagnostic and statistical manual of mental disorders, 4th edn.*, Bethesda, MD: National Institute on Alcohol Abuse and Alcoholism; 2001.
78. Johnson BA, Rosenthal N, Capece JA, Wiegand F, Mao L, Beyers K, et al. Topiramate for Alcoholism Advisory Board; Topiramate for Alcoholism Study Group. Improvement of physical health and quality of life of alcohol-dependent individuals with topiramate treatment: US multisite randomized controlled trial. *Arch Intern Med*. 2008;168:1188-99.
79. EuroQoL Group. EuroQol--a new facility for the measurement of health-related quality of life. *Health Policy* 1990;16:199-208.

80. Endicott J, Nee J, Harrison W, Blumenthal R. Quality of Life Enjoyment and Satisfaction Questionnaire: a new measure. *Psychopharmacol Bull* 1993;29:321-6.
81. Sintonen, H. The 15D Measure of Health Related Quality of Life. II Feasibility, Reliability and Validity of its Valuation System. Centre for Health Program Evaluation, Monash University; 1995.
82. Luquiens A, Reynaud M, Falissard B, Aubin HJ. Quality of life among alcohol-dependent patients: how satisfactory are the available instruments? A systematic review. *Drug Alcohol Depend* 2012;125:192-202.
83. Foster JH, Powell JE, Marshall EJ, Peters TJ. Quality of life in alcohol-dependent subjects--a review. *Qual Life Res* 1999;8:255-61.

## Acknowledgements

The research leading to these results received funding from the European Community's Seventh Framework Programme (FP7/2007-2013) under grant agreement n° 241572. The compilation of this review was supported by The Social Insurance Institution of Finland (diary n° 28/26/2011).

Warm thanks to Dr. Carla Sabariego of the Ludwig-Maximilians-University, Munich, Germany, who performed the database searches.

## Disclosure of Interests

All authors declare no conflicts of interest. The authors alone are responsible for the content and writing of the paper.

**Table 1.** Intervention studies included in the review (n=17).

Reference	Study design	Intervention	Control group	Follow-up		Problems of HRQOL and/or its domains		Main HRQOL-related findings	Role of depression and/or psychopathology in relation to HRQOL and/or its domains	
				time	n	reported	method of assessment		reported	method of assessment
Dorney-Smith 2007 [38]	Exploratory pilot study	community matron model including case management	none	13 weeks	1	HRQOL	EQ-5D <sup>2</sup>	HRQOL improved in 33% of subjects.	pre-existing psychiatric co-morbidities or symptoms	case studies
Easton et al. 2007 [32]	Post-hoc analyses of data on a randomized controlled trial	cognitive-behavioural group or 12 step facilitation group therapy	none	12 weeks	1	mental health physical health social functioning	ASI <sup>3</sup>	All domains improved in alcohol dependent subjects without comorbid drug use.	-	-
Flórez et al. 2008 [53]	Naturalistic, randomized open-label trial	naltrexone 50 mg/d + psychotherapy	topiramate 200-400 mg/d + psychotherapy	6 months	2	HRQOL general health social functioning	EQ-5D WHO/DAS <sup>4</sup> EuroqAS <sup>5</sup> SFQ <sup>6</sup>	All domains improved in both groups, improvement larger in topiramate group.	-	-
Ginieri-Coccossis et al. 2007 [67]	Naturalistic non-controlled	5-week in-patient detoxification	none	5 weeks	1	mental health physical health general functioning social functioning	WHOQOL-100 <sup>7</sup> GHQ <sup>8</sup> GAS <sup>9</sup>	All domains improved from intake to discharge.	symptoms of depression and anxiety	symptom questionnaires
Grinshpoon et al. 2007 [30]	Open-label non-controlled trial	sildenafil 50mg/d + treatment as usual for alcohol dependence	none	12 weeks	1	HRQOL mental health physical health social functioning ADL <sup>11</sup>	Q-LES-Q <sup>10</sup>	All domains improved, improvement from 10.3 to 17.2 %.	-	-
Johnson et al. 2008 [78]	Randomised controlled trial	topiramate 50-300 mg/d	placebo	14 weeks	not reported	ADL	Q-LES-Q	Improved in both groups, but larger improvement reported in topiramate group.	-	-
Lahmek et al. 2009 [44]	Naturalistic non-controlled	3-week in-patient detoxification programme	none	3 weeks	1	mental health physical health general health pain social functioning vitality	SF-36 <sup>12</sup>	Measures of mental and physical health were poorer than in the general population. Improvement was possible in all domains with treatment and alleviation of alcohol dependence. A variety of variables associated to different domains were identified.	variety of psychopathological symptoms	symptom checklist
LoCastro et al. 2009 [40]	Randomised controlled trial	acamprosate 3g/d and/or naltrexone 100 mg/d + behavioural intervention or medical management	placebo	1 year	3	mental health physical health social functioning	SF-12 <sup>13</sup> WHOQOL-BREF <sup>14</sup>	All domains improved during the treatment period. Improvement of social functioning was sustained during follow-up. The results for mental and physical health were mixed; sustained improvement was seen with some measures, while others showed decline during follow-up.	-	-
Martinotti et al. 2007 [59]	Open-label non-controlled trial	flexible dosage aripirazole 5-15 mg/d	none	16 weeks	not reported	HRQOL	QOL-Index <sup>15</sup>	HRQOL improved during the study period.	-	-
Mueller et al. 2007 [39]	Naturalistic non-controlled	voluntary participation in self-help groups	non-participants in self-help groups	1 year	4	social functioning	SFQ	Improved in both groups. Social functioning was less impaired at baseline among subjects who subsequently attended self-help groups.	-	-

Reference	Study design	Intervention	Control group	Follow-up	Problems of HRQOL and/or its domains	Main HRQOL-related findings	Role of depression and/or psychopathology in relation to HRQOL and/or its domains	Reference	Study design	Intervention
Muhonen et al. 2008 [58]	Randomised controlled trial	memantine (20 mg/d)	escitalopram 20 mg/d	26 weeks +/- 2 weeks	5	HRQOL social functioning	VAS <sup>16</sup> SOFAS <sup>17</sup>	Both domains improved significantly during the study period.	major depressive disorder	structured diagnostic interview symptom questionnaires
Neto et al. 2008 [57]	Randomized controlled trial	sequential combined treatment (abstinence oriented combined family, normative and stepped counselling)	treatment as usual	180 days	6	HRQOL	ARPQ <sup>18</sup>	Improvement in quality of life was seen in both the sequential combined treatment and treatment as usual modalities with no statistically significant difference between the two.	depressive symptoms	-
Nordholm and Nielsen 2007 [52]	Naturalistic non-controlled	cognitive-behavioural therapy or family therapy	supportive sessions	1 year	1	mental health physical health social functioning	ASI	Social functioning was more impaired in subjects with cluster B personality disorders vs. without; social functioning improved regardless of comorbid personality disorder. Mental health was more impaired with subjects with personality disorder; mental health did not improve. Physical health was more impaired in subjects with cluster C personality disorder; did not improve.	personality disorders	diagnostic interview
Pettinati et al. 2009 [46]	Randomised controlled trial	extended-release naltrexone 380 mg vs. 190 mg/d	placebo	1 year	3	general health mental health physical health social functioning	SF-36	Mental health and social functioning were impaired in alcohol dependent subjects compared with the general population. All domains improved, improvement was larger if subjects were on active medication and had more abstinent days during the study period.	-	-
Rash et al. 2008 [51]	Pooled data from 3 randomized controlled trials	contingency management	treatment as usual	9 months	2	mental health physical health	ASI	Both domains were impaired in alcohol dependent subjects. Improvement was reported in physical but not in mental health.	-	-
Rus-Makovec and Cebasek-Travnik 2008 [60]	Prospective controlled observational study	in-patient treatment + telephone aftercare	in-patient treatment + no follow-up	2 years	4 (int), 1(cont)	HRQOL mental health physical health social functioning	Likert scale	HRQOL improved in both groups from intake to discharge. During follow-up still improved in the intervention group during follow-up, slightly declined in the control. Social functioning improved or remained stable in 93 % of subjects. Mental and physical health improved in both groups, more improvement reported in the intervention group.	-	-
Saitz et al. 2009 [45]	Post-hoc analysis	brief motivational counselling		1 year	2	mental health physical health	SF-12	Alcohol dependence was associated with lower mental component but not physical component scores. Mental health improved during follow-up.	-	-

<sup>1</sup> Health related quality of life; <sup>2</sup> European Quality of Life Questionnaire; <sup>3</sup> The Addiction Severity Index; <sup>4</sup>WHO Psychiatric Disability Assessment Schedule; <sup>5</sup> The European Addiction Severity Index; <sup>6</sup> The Social Functioning Questionnaire; <sup>7</sup> The World Health Organization Quality of Life assessment; <sup>8</sup> The General Health Questionnaire; <sup>9</sup> Global Assessment Scale; <sup>10</sup> The Quality of Life Enjoyment and Satisfaction Questionnaire; <sup>11</sup> Activities of daily living; <sup>12</sup> The Medical Outcome Study 36-Item Short Form Health Survey; <sup>13</sup> The Medical Outcome Study 12-Item Short Form Health Survey; <sup>14</sup> The World Health Organization Quality of Life Assessment Brief Form; <sup>15</sup> The Quality of Life Index; <sup>16</sup> Visual analog scale; <sup>17</sup> Social and Occupational Functioning Assessment Scale; <sup>18</sup> Alcohol-Related Problems Questionnaire



**Table 2.** Longitudinal observational studies without interventions included in the review (n=9).

Reference	Follow-up		Problems of HRQOL <sup>1</sup> and/or its domains		Main HRQOL-related findings	Role of depression and/or psychopathology in relation to HRQOL and/or its domains	
	time	n	reported	method of assessment		reported	method of assessment
Ammon et al. 2006 [56]	7 years	5	mental health social functioning	ASI <sup>2</sup> Q-LES-Q <sup>3</sup>	Problems in both domains were more common in alcohol dependent subjects vs. problem drinkers Mental health was more impaired in women vs. men. Both domains improved during follow-up.	-	-
Buu et al. 2007 [31]	12 years	4	residential QOL	5 neighbourhood disadvantage variables	Improvement of residential QOL was associated with remission of brain disorder. An unremitted subject tended to stay in or migrate into a more disadvantaged neighbourhood.	-	-
Carpenter et al. 2006 [73]	1 year	1	social functioning	AUDADIS <sup>4</sup>	Impaired social functioning associated to alcohol dependence and cluster B personality disorders.	antisocial behaviour	structured interview
Charney et al. 2010 [54]	12 weeks	6	social functioning	ASI	Impaired social functioning was associated with a worse prognosis of alcohol dependence.	-	-
Dawson et al. 2009 [36]	3 years	1	general health mental health physical health pain social functioning	SF-12 <sup>5</sup>	All domains deteriorated with the onset of or transition into alcohol dependence. Physical health improved with remission of dependence.	-	-
Diehl et al. 2007 [66]	1 year	52	mental health physical health general functioning social functioning	GAF <sup>6</sup> structured interview	Mental, physical and social problems were caused by alcohol dependence and had developed more quickly after the onset of alcohol dependence in women than in men. General functioning was more impaired in women than men at baseline.	-	-
Gual et al. 2009 [72]	20 years	4	social functioning	GAF	Social functioning is better at 20-year follow-up among abstainers and controlled when compared with heavy drinkers.	-	-
Jorge et al. 2005 [74]	1 year	varied	social functioning	SFE <sup>7</sup>	Alcohol dependent subjects had poorer premorbid social support networks and social functioning vs. subjects without dependence.	-	-
Udo et al. 2009 [55]	1 year	2	mental health general functioning social functioning	ASI PFI <sup>8</sup>	Improvement was reported in all domains.	-	-

<sup>1</sup> Health related quality of life; <sup>2</sup> The Addiction Severity Index; <sup>3</sup> The Quality of Life Enjoyment and Satisfaction Questionnaire; <sup>4</sup> The Alcohol Use Disorder and Associated Disabilities Interview; <sup>5</sup> The Alcohol Use Disorder and Associated Disabilities Interview; <sup>6</sup> Global Assessment for functioning; <sup>7</sup> The Social Functioning Examination; <sup>8</sup> The Psychosocial Functioning Inventory

**Table 3.** Cross-sectional studies included in the review (n= 16).

Reference	Study design	Problems of HRQOL <sup>1</sup> and/or it's domains reported	measured	Main HRQOL-related findings	Role of depression and/or psychopathology in relation to HRQOL and/or it's domains reported	measured
Duncan et al. 2006 [35]	epidemiological	general functioning	GAF <sup>2</sup>	Alcohol dependence exacerbates decreased overall functioning in subjects with bulimia.	bulimia nervosa	structured interview
Günther et al. 2006 [62]	structure validation of an analytical method	HRQOL pain mobility ADL <sup>3</sup>	EQ-5D <sup>4</sup>	Problems in all domains, except mobility, were associated with alcohol dependence (reported more frequently in alcohol dependent subject vs. the general population).	-	-
Hasin et al. 2007 [48]	epidemiological	mental health social functioning	SF-12 <sup>5</sup>	Impairment in both domains was associated with alcohol dependence. Disability increased with dependence severity in both domains.	-	-
Jordaan et al. 2009 [75]	cross-sectional	social functioning	SOF <sup>6</sup>	Level of social functioning decreased when alcohol dependence was very severe.	-	-
Kerridge 2008 [70]	epidemiological	general functioning	AUDADIS <sup>7</sup>	Impaired functioning was associated with alcohol dependence.	-	-
LoCastro et al. 2008 [41]	cross-sectional	mental health physical health social functioning	WHOQOL-BREF <sup>8</sup>	All domains were more impaired in alcohol dependent subjects with prior treatments vs. treatment naive subjects.	-	-
Malet et al. 2006 [47]	cross-validation of an analytical method	HRQOL	SF-36 <sup>9</sup>	Decreased HRQOL was associated with alcohol dependence (HRQOL was impaired among alcohol dependent subjects when compared to the general population).	major depressive or anxiety disorder	structured diagnostic interview
McBride et al. 2009 [76]	epidemiological	social functioning	AUDADIS	Decreased social functioning was more likely to be reported by subjects with a diagnosis of alcohol dependence vs. subjects with symptoms of dependence or abuse (association to dependence).	symptoms of depression or anxiety	symptom scale
Onen et al. 2005 [69]	cross-sectional	general functioning sleep	GAF medical records	Sleep disturbances were reported by 9.4 % of subjects, mean GAF-scores were low (52.4) (no verified associations with alcohol dependence).	-	-
Panagaria et al. 2007 [34]	cross-sectional	mental health physical health social functioning pain vitality	SF-36	All domains were more severely impaired in alcohol dependent subjects with or without liver disease vs. controls (association with alcohol dependence).	-	-
Ponizovsky 2008 [29]	cross-sectional	HRQOL	Q-LES-Q <sup>10</sup>		symptoms of depression	symptom scale
Romeis et al. 2005 [33]	twin study	HRQOL	SF-36		-	-
Rosenbloom et al. 2007 [61]	cross-sectional	HRQOL general functioning	SF-21 <sup>11</sup> GAF	Both domains were more impaired in subjects with alcohol dependence vs. controls (association with alcohol dependence). Decreased HRQOL was associated with depressive and anxiety disorders in alcohol dependent subjects.	depressive or anxiety disorder	structured diagnostic interview symptom scale
Saarni et al. 2007 [63]	epidemiological	HRQOL mental health physical health sleep mobility pain ADL	EQ-5D 15D <sup>12</sup>	All domains were impaired among alcohol dependent subjects vs. the general population (association with alcohol dependence).	anxiety and depressive disorders	structured diagnostic interview
Wilk et al. 2006 [37]	cross-sectional	general functioning	GAS <sup>13</sup>	General functioning is more impaired in subjects with depression, bipolar disorder or schizophrenia with vs. without comorbid alcohol dependence (association with alcohol dependence).	major depressive disorder bipolar disorder schizophrenia	clinical diagnosis

Reference	Study design	Problems of HRQOL <sup>1</sup> and/or it's domains	Main HRQOL-related findings	Role of depression and/or psychopathology in relation to HRQOL and/or it's domains	Reference	Study design
Yeh et al. 2008 [65]	qualitative	general health	qualitative interview	Almost all subjects reported damage to their health due to alcohol dependence.	-	-

<sup>1</sup> Health related quality of life; <sup>2</sup> Global Assessment for functioning; <sup>3</sup>Activities of daily living; <sup>4</sup> European Quality of Life Questionnaire; <sup>5</sup> The Medical Outcome Study 12-Item Short Form Health Survey; <sup>6</sup> Scale of Functioning; <sup>7</sup> The Alcohol Use Disorder and Associated Disabilities Interview; <sup>8</sup> The World Health Organization Brief Form of the Quality of Life Scale; <sup>9</sup> The Medical Outcome Study 36-Item Short Form Health Survey; <sup>10</sup> The Quality of Life Enjoyment and Satisfaction Questionnaire; <sup>11</sup> SF-21 Form; <sup>12</sup> 15-dimensional self-administered instrument for measuring HRQoL; <sup>13</sup> Global Assessment Scale

# Screening for At-Risk Drinking in a Population Reporting Symptoms of Depression: A Validation of the AUDIT, AUDIT-C, and AUDIT-3

Jonna Levola and Mauri Aalto

**Background:** Excessive alcohol use is common in patients presenting with symptoms of depression. The aim of this study was to evaluate how the Alcohol Use Disorders Identification Test (AUDIT) and its most commonly used abbreviated versions perform in detecting at-risk drinking among subjects reporting symptoms of depression.

**Methods:** A subsample ( $n = 390$ ; 166 men, 224 women) of a general population survey, the National FINRISK 2007 Study, was used. Symptoms of depression were measured with the Beck Depression Inventory–Short Form and alcohol consumption with the Timeline Follow-back (TLFB). At-risk drinking was defined as  $\geq 280$  g weekly or  $\geq 60$  g on at least 1 occasion in the previous 28 days for men, 140 and 40 g, respectively, for women. The AUDIT, AUDIT-C, and AUDIT-3 were tested against the defined gold standard, that is, alcohol use calculated from the TLFB. An optimal cutoff was designated as having a sensitivity and specificity of over 0.75, with emphasis on specificity. The AUDIT and its abbreviations were compared with carbohydrate-deficient transferrin (CDT) and gamma-glutamyltransferase.

**Results:** At-risk drinking was common. The AUDIT and AUDIT-C performed quite consistently. Optimal cutoffs for men were  $\geq 9$  for the AUDIT and  $\geq 6$  for AUDIT-C. The optimal cut-offs for women with mild symptoms of depression were  $\geq 5$  for the AUDIT and  $\geq 4$  for AUDIT-C. Optimal cutoffs could not be determined for women with moderate symptoms of depression (specificity  $< 0.75$ ). A nearly optimal cutoff for women was  $\geq 5$  for the AUDIT. The AUDIT-3 failed to perform in women, but in men, a good level of sensitivity and specificity was reached at a cutoff of  $\geq 2$ . With standard threshold values, the biochemical markers demonstrated very low sensitivity (9 to 28%), but excellent specificity (83 to 98%).

**Conclusions:** Screening for at-risk drinking among patients presenting with symptoms of depression using the full AUDIT is recommended, although the AUDIT-C performed almost equally well. Cut-offs should be adjusted according to gender, but not according to the severity of depressive symptoms. The AUDIT and its abbreviations were superior to biochemical markers.

**Key Words:** Alcohol Use Disorders Identification Test, AUDIT, At-Risk Drinking, Depression, Alcohol Screening.

DEPRESSION IS THE second leading contributor to the global burden of disease (Ferrari et al., 2013). There is an abundance of people around the world presenting with different degrees of depressive mood and symptoms. Alcohol problems are common among this population: A systematic review of 35 studies estimated the prevalence of current alcohol problems in depressed patients to be 16%, as compared to 7% in the general population (Sullivan et al.,

2005). This review also demonstrated that alcohol problems complicate treatment of depression and can stand in the way of recovery from depression.

At-risk drinking can be defined as a pattern of alcohol consumption which puts the individual at increased risk for acute or chronic harm (World Health Organization, 2000). While the risk for depression is highest among people with alcohol dependence, it is also markedly increased in heavy drinkers without abuse or dependence compared to persons with moderate alcohol use (Merikangas et al., 1998). It is critical to be able to recognize not only subjects with alcohol dependence, but also subjects at risk for adverse health risks due to heavy alcohol use. Thus, there is a need for an easy and efficient alcohol screening method among patients presenting with symptoms of depression.

The Alcohol Use Disorders Identification Test (AUDIT) was originally developed for screening of at-risk drinking including not only dependence and abuse, but also those who are drinking at a high-risk level without yet having a significant degree of alcohol-related physical or social

From the Department of Mental Health and Substance Abuse Services (JL, MA), National Institute for Health and Welfare, Helsinki, Finland; School of Medicine (MA), University of Tampere, Tampere, Finland; and Department of Psychiatry (MA), Hospital District of South Ostrobothnia, Seinäjoki, Finland.

Received for publication August 27, 2014; accepted April 27, 2015.

Reprint requests: Mauri Aalto, P.O. Box 30, FIN-00271 Helsinki, Finland. Tel.: +358 20 610 8113; Fax: +358 9 761 307; E-mail: mauri.aalto@thl.fi

Copyright © 2015 by the Research Society on Alcoholism.

DOI: 10.1111/acer.12763

consequences (Saunders et al., 1993). Today, the AUDIT is widely used in primary care settings for alcohol screening and some studies have also shown good performance among persons with psychiatric illness, for example, first episode psychosis (Maisto et al., 2000; Nesvåg et al., 2010).

The AUDIT consists of 10 questions which can be divided into 2 types. The first 3 questions evaluate drinking quantity and frequency. The remaining questions proceed to evaluate symptoms of harmful use/alcohol abuse and dependence. All 10 questions are scored from 0 to 4, thus yielding a maximum score of 40. The original cutoff for heavy drinking has been 8 or more points (Babor et al., 2001). Later studies have indicated that modified cutoff scores may be needed for specific subgroups, for example, women (Aalto et al., 2006; Reinert and Allen, 2007) and the elderly (Aalto et al., 2010).

To improve user-friendliness in clinical settings, several abbreviated versions that include some of the original AUDIT questions have been developed. The most commonly used abbreviations are the AUDIT-C and AUDIT-3. The AUDIT-C consists of the first 3 questions of the AUDIT, those identifying the amount of alcohol consumed (Bush et al., 1998). The AUDIT-3 consists of only the third question from the original AUDIT regarding the frequency of consuming 6 or more drinks on 1 occasion (Bradley et al., 2003; Bush et al., 1998).

As far as the authors know, the AUDIT has yet to be tested as a screening method for at-risk drinking among individuals with depression or symptoms thereof. While the AUDIT has not previously been validated in screening for at-risk drinking among depressed individuals, the performance of AUDIT in detecting alcohol abuse and dependence among subjects with past year or lifetime depressive and/or anxiety disorders has been evaluated by Boschloo and colleagues (2010).

The aim of this study was, in a sample reporting at least mild or moderate symptoms of depression, (i) to evaluate how the AUDIT and its most commonly used abbreviated versions the AUDIT-C and AUDIT-3 perform in screening for at-risk drinking when compared to the Timeline Follow-back (TLFB) as a gold standard, (ii) to define the optimal gender-specific cut points for these questionnaires, and (iii) to compare the accuracy of these screening tools with the most commonly used biochemical markers used to screen for excessive alcohol consumption: carbohydrate-deficient transferrin (CDT) and gamma-glutamyltransferase ( $\gamma$ GT).

## MATERIALS AND METHODS

FINRISK is a large Finnish population survey on risk factors on chronic, noncommunicable diseases. The survey has been carried out for 40 years since 1972 every 5 years using independent, random, and representative population samples from different parts of Finland. This study utilized data from the FINRISK 2007 Study which was approved by the Coordinating Ethics Committee of the Hospital District of Helsinki and Uusimaa (Peltonen et al., 2008). The total sample size was 10,000 persons between the ages of 25 and 74. The sample was randomly selected from 5 geographical regions, 2,000 per region, using the national register (Finnish Population

Information System). The sample was stratified according to sex and 10-year age-groups. Each age-group contained 200 men and 200 women per each area.

For studying alcohol-related issues, a random subsample of 4,020 subjects comprising 67% of the original sample from 3 regions ( $n = 6,000$ ) received a questionnaire by mail, as well as an invitation to a health check. The questionnaire included questions regarding socio demographic information, general health habits, chronic diseases, and symptoms. During the health check, the subjects filled out the AUDIT and the Beck Depression Inventory–Short Form (BDI-SF), and were also asked to participate in the TLFB interview. Laboratory tests were performed for subjects ages 25 to 60 to ascertain CDT and  $\gamma$ GT levels.

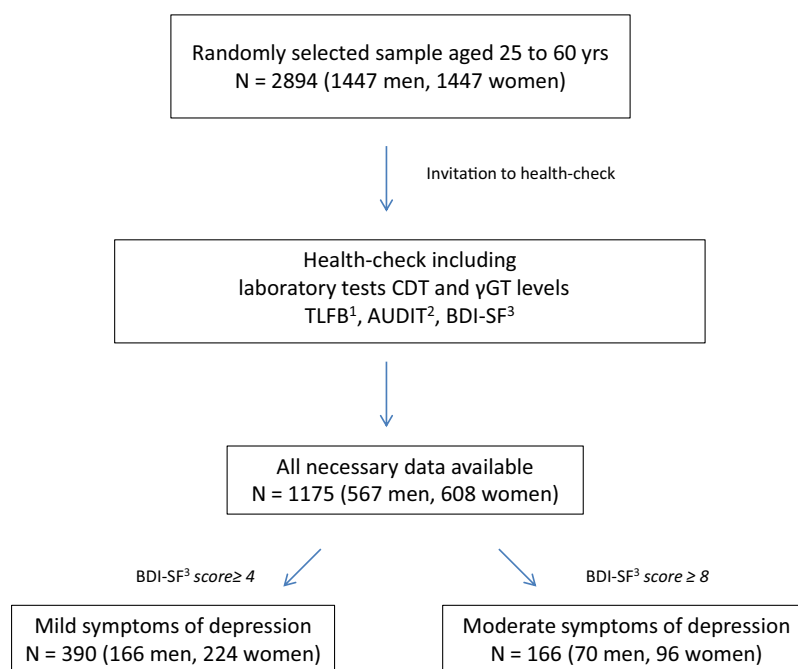
All necessary data were available for 1,175 subjects (567 men, 608 women). The subsamples used in this study consisted of the 390 of these 1,175 subjects (33%) reporting at least mild symptoms of depression (BDI-SF score  $\geq 4$ ) (29% of men,  $n = 166$ ; 37% of women,  $n = 224$ ) and the 166 subjects (14%) reporting at least moderate symptoms of depression (BDI-SF score  $\geq 8$ ) (12% of men,  $n = 70$ ; 16% of women,  $n = 96$ ). The derivation of the final study samples is presented in Fig. 1.

Subjects had been instructed to fast for 4 hours prior to laboratory testing. Venous blood samples were collected, centrifuged, and the plasma and serum separated. The samples were frozen with carbon ice or into  $-20^{\circ}\text{C}$  freezers.  $\gamma$ GT levels were analyzed from frozen serum samples using a kinetic method in the laboratory for analytical biochemistry operating under the National Institute of Health and Welfare (Helsinki, Finland) (Architect c8000 analyzer; Abbott Laboratories, Abbott Park, IL). The cutoff for elevated  $\gamma$ GT levels was  $\geq 80$  for men and  $\geq 50$  for women. CDT levels were analyzed by VITA Laboratory (Helsinki, Finland) using an accredited in-house capillary electrophoresis method. The cutoff for elevated CDT levels was 1.80% for both men and women.

Depressive symptoms were measured by a modified BDI-SF. The original 21 question BDI is a tool used for screening of depression in the general population (Beck et al., 1988). It has also been found to be valid in screening for depression in dual diagnosis patients (Lykke et al., 2008). The BDI-SF is a simplified shorter version of the original BDI and has been found to be an adequate alternative to the original BDI (Beck et al., 1974; Cathebras et al., 1994). It is composed of 13 items (questions 1, 2, 3, 4, 5, 7, 9, 12, 13, 14, 15, 17, and 18 of the original 21 question BDI). An example of the questions is as follows: I do not feel sad (0 pts), I feel sad (1 pt), I am sad all the time and I can't snap out of it (2 pts), I am so sad and unhappy that I can't stand it (3 pts).

In all versions of the BDI, the response options are scored from 0 to 3. There are 4 to 6 alternate responses in the original 21 question BDI, that is, some scores have several alternatives. For example, the question of guilty feelings has 5 alternative answers in the original BDI: I don't feel particularly guilty (0 pts), I feel bad or unworthy a good part of the time (1 pt), I feel quite guilty (2 pts), I feel bad or unworthy practically all the time now (2 pts), I feel as though I am very bad or worthless (3 pts). In the BDI-SF, there are only 4 response options for each question (Beck and Beck, 1972), so in the question of guilty feeling the alternatives are: I don't feel particularly guilty (0 pts), I feel bad or unworthy a good part of the time (1 pt), I feel quite guilty (2 pts), I feel as though I am very bad or worthless (3 pts). In the modified BDI-SF used in the FINRISK study, 4 to 6 response options are given as in the original BDI, but for the 13 questions of the BDI-SF. Internal consistency of the modified BDI-SF was good (Cronbach's  $\alpha = 0.85$ ).

In the original study of Beck and Beck in 1972, cutoffs of 4 and 8 or more points on the BDI-SF were defined as indicating mild and moderate depression, respectively. Correspondingly, 2 subgroups were created for these analyses using the modified BDI-SF. The subgroup reporting at least mild symptoms of depression (BDI-SF  $\geq 4$ ,



**Fig. 1.** Derivation of the study samples from the original FINRISK study. <sup>1</sup>Timeline Follow-back. <sup>2</sup>The Alcohol Use Disorders Identification Test. <sup>3</sup>The Beck Depression Inventory–Short Form.

$n = 390$ ) was thought to better represent patients in general practice, while the subgroup reporting more severe, at least moderate (BDI-SF  $\geq 8$ ,  $n = 166$ ) symptoms of depression corresponds to those depressed patients in psychiatric care. These 2 subgroups were analyzed separately.

The TLFB is a calendar-based interview in which subjects provide retrospective estimates of their daily alcohol consumption over a period of time prior to the interview. The TLFB was the gold standard for alcohol use and the reference measure against which the AUDIT, AUDIT-C, and AUDIT-3 were validated. The TLFB with a 1-month window has been found to be representative of annual consumption in large study samples (Vakili et al., 2008). In this study, the TLFB covered the previous 28 days. Memory aids (week-end and special occasions) were used to enhance recall of alcohol consumption amounts. The TLFB was administered face-to-face by interviewers who had participated in a 2-day training session to carry out the interview. The interviewers converted subjects' reports of amounts of alcohol consumed into equivalents of 12 g of alcohol corresponding to a Finnish standard drink unit (i.e., 33 cl bottle of beer, 12 cl glass of wine, or 4 cl drink of spirits). The interviewers were blinded to the results of the AUDIT.

At-risk drinking was defined according to the guidelines of the World Health Organization (2000). The WHO guidelines designate consuming at least 60 g of alcohol (men) or 40 g (women) on 1 occasion as high-risk drinking with regard to acute harm. This corresponds fairly well to the North American tradition of rating 5+ drinks per occasion as high-risk use. Risks for chronic harm due to alcohol use are elevated when daily intake exceeds 40 g (men) or 20 g (women). Thus, in this study, at-risk drinking for men was defined as alcohol consumption of at least 280 g weekly or 60 g on at least 1 occasion in the previous 28 days as calculated from the TLFB. The respective amounts for women were 140 g weekly or 40 g on at least 1 occasion.

The original full AUDIT in Finnish was used (Babor et al., 2001) and from it, the scores for the abbreviated versions the AUDIT-C and AUDIT-3 were derived. As described above, the 10 questions were scored from 0 to 4, thus yielding a maximum score of 40. The

AUDIT-C is scored on a scale of 0 to 12 and the AUDIT-3 on a scale of 0 to 4. The association of alcohol consumption according to the TLFB and AUDIT, AUDIT-C, and AUDIT-3 scores were analyzed using Spearman's correlation coefficient. The AUDIT, AUDIT-C, and AUDIT-3 were tested at different cutoffs against the defined gold standard, that is, the described definition of at-risk drinking calculated from the TLFB. An optimal cutoff was designated as having a sensitivity and specificity of over 0.75 with emphasis on specificity. Respective analyses were performed using CDT and  $\gamma$ GT. Areas under the receiver operating characteristic curve (AUROCs) were calculated. The analyses were performed using SPSS software version 16.0 (IBM Corp., Armonk, NY).

## RESULTS

At least mild symptoms of depression (BDI-SF score  $\geq 4$ ) were reported by 390 subjects (166 men, 224 women). The mean age of men reporting at least mild symptoms of depression was 46.0 (SD = 10.0) and of women 43.8 (SD = 10.7). At least moderate symptoms of depression (BDI-SF score  $\geq 8$ ) were reported by 166 subjects (70 men, 96 women). The mean age of men reporting at least mild symptoms of depression was 45.5 (SD = 11.0) and of women 44.0 (SD = 10.5). The subjects in these samples were somewhat younger than in the entire FINRISK study where the mean age of men was 51.4 (SD = 13.9) and of women 49.9 (SD = 14.1). This is due to the fact that CDT values were only calculated for subjects 60 years old and younger. The men reporting symptoms of depression were slightly older than men without symptoms of depression (BDI-SF score  $\geq 4$ ; mean age 43.1, SD = 10.3; BDI-SF score  $\geq 8$ ; mean age 43.7, SD = 10.2). The women reporting symptoms of depression were very



similar in age compared to women without symptoms of depression (BDI-SF score  $\geq 4$ ; mean age 43.5, SD = 10.2; BDI-SF score  $\geq 8$ ; mean age 43.6, SD = 10.4).

The mean weekly amount of alcohol consumed according to the TLFB was 97.6 g for men (SD = 96.9; range 0 to 900 g). The respective amounts for women were 46.4 g (SD = 50.7; range 0 to 495 g). In the subgroup reporting mild symptoms of depression, mean weekly consumption for men was 110.2 g (SD = 110.1; range 0 to 681 g) and for women 50.0 g (SD = 48.1; range 0 to 270 g). In the subgroup reporting moderate symptoms of depression, mean weekly consumption for men was 120.9 g (SD = 109.8; range 0 to 681 g) and for women 44.1 (SD = 40.3; 0 to 240 g).

At-risk drinking was very common according to the definition used. In the total sample ( $n = 1,175$ ), at-risk drinking was reported by 52% of subjects ( $n = 613$ ; 58% of men,  $n = 330$ ; 47% of women,  $n = 283$ ). In the subgroup with reporting mild symptoms of depression, at-risk drinking was reported by 55% of subjects ( $n = 210$ ; 61% of men,  $n = 100$ ; 50% of women,  $n = 110$ ). The respective prevalence for the subgroup reporting moderate symptoms of depression was 54% ( $n = 86$ ; 61% men,  $n = 42$ ; 48% women,  $n = 44$ ).

Means and standard deviations of the AUDIT scores and biochemical markers are presented in Table 1. Alcohol consumption in the previous 28 days calculated from the TLFB was strongly or moderately positively correlated with the AUDIT, AUDIT-C, and AUDIT-3 scores in both men (0.68 to 0.74) and women (0.53 to 0.72) with self-reported symptoms of depression ( $p \leq 0.01$ ). Correlation between laboratory values and alcohol consumption were low or absent.

Based on the AUROCs, the AUDIT performed well in both men reporting mild (0.89) and moderate (0.91) symptoms of depression as well as women reporting mild (0.86) and moderate (0.87) symptoms of depression. The optimal cutoff for the AUDIT for men in the subgroup reporting mild symptoms of depression was  $\geq 8$  or  $\geq 9$  (Table 2). A good level of sensitivity (78 to 84%) and specificity (77 to 87%) was reached with both of these cutoffs. Similarly, the optimal cutoff in the subgroup of men reporting moderate symptoms of depression was  $\geq 9$  (Table 2). With this cutoff, sensitivity was 90% and specificity was 85%. In the subgroup of women reporting mild symptoms of depression, both sensitivity (79%) and specificity (76%) were acceptable with a cutoff of  $\geq 5$  (Table 3). In the subgroup of women reporting moderate symptoms of depression, sensitivity was good (84%); however, specificity fell just slightly under the predefined level (72%) (Table 3). The cutoff of  $\geq 5$  was nonetheless the most feasible in this subgroup.

Based on AUROCs, the AUDIT-C also performed well in both men with mild (0.89) and moderate (0.90) symptoms of depression as well as women with mild (0.84) and moderate (0.85) symptoms of depression (Tables 2 and 3). The AUDIT-C performed quite consistently among men reporting mild and moderate symptoms of depression. The optimal cutoff for men was  $\geq 6$  (Table 2). With this cutoff, sensitivity

**Table 1.** Scores and Correlations for the AUDIT, AUDIT-C, AUDIT-3,  $\gamma$ GT, and Carbohydrate-Deficient Transferrin (CDT) in Men and Women Reporting at Least Mild (BDI-SF<sup>a</sup>  $\geq 4$ ) and at Least Moderate (BDI-SF<sup>a</sup>  $\geq 8$ ) Symptoms of Depression

	BDI-SF <sup>a</sup> $\geq 4$						BDI-SF <sup>a</sup> $\geq 8$					
	Men ( $n = 163$ )			Women ( $n = 219$ )			Men ( $n = 69$ )			Women ( $n = 91$ )		
	Mean (SD)	Range	Correlation to alcohol use <sup>b</sup>	Mean (SD)	Range	Correlation to alcohol use <sup>b</sup>	Mean (SD)	Range	Correlation to alcohol use <sup>b</sup>	Mean (SD)	Range	Correlation to alcohol use <sup>b</sup>
AUDIT	9.96 (6.22)	0 to 37	0.682**	6.00 (4.25)	1 to 22	0.708**	11.00 (7.09)	1 to 37	0.726**	6.06 (3.94)	1 to 20	0.661**
AUDIT-C	5.93 (2.35)	0 to 12	0.733**	4.23 (1.83)	1 to 10	0.724**	6.23 (2.46)	1 to 12	0.733**	4.28 (1.67)	1 to 9	0.692**
AUDIT-3	1.82 (0.97)	0 to 4	0.704**	1.16 (0.83)	0 to 3	0.580**	1.94 (1.03)	0 to 4	0.740**	1.17 (0.77)	0 to 3	0.531**
$\gamma$ GT	48.4 (56.5)	4 to 586	0.205**	27.9 (53.2)	5 to 714	-0.045	53.4 (74.9)	10 to 586	0.244*	36.8 (77.6)	8 to 714	-0.020
CDT	1.45 (1.12)	0.48 to 13.83	0.362**	1.25 (0.75)	0.46 to 9.53	0.234**	1.58 (1.64)	0.74 to 13.83	0.320**	1.29 (0.65)	0.46 to 4.92	0.119

AUDIT, Alcohol Use Disorders Identification Test;  $\gamma$ GT, gamma-glutamyltransferase.

<sup>a</sup>The Beck Depression Inventory-Short Form.

<sup>b</sup>Correlation to total amount of alcohol consumed during previous 28 days according to the Timeline Follow-back; Spearman's rho.

\*Correlation is significant at the 0.05 level.

\*\*Correlation is significant at the 0.01 level.

**Table 2.** Screening for At-Risk Drinking<sup>a</sup> in Men Reporting Mild (BDI-SF<sup>b</sup>  $\geq 4$ ) and Moderate (BDI-SF<sup>b</sup>  $\geq 8$ ) Symptoms of Depression

	BDI-SF <sup>b</sup> $\geq 4$ (n = 163)		BDI-SF <sup>b</sup> $\geq 8$ (n = 69)	
	Sensitivity	Specificity	Sensitivity	Specificity
AUDIT				
$\geq 3$	1.00	0.14	1.00	0.11
$\geq 4$	0.98	0.29	0.98	0.26
$\geq 5$	0.97	0.48	0.95	0.41
$\geq 6$	0.92	0.67	0.95	0.59
$\geq 7$	0.89	0.73	0.95	0.63
$\geq 8$	0.84	0.78	0.90	0.70
$\geq 9$	0.78	0.87	0.90	0.85
$\geq 10$	0.68	0.89	0.71	0.89
AUROC (95% CI)	0.89 (0.83 to 0.94)		0.91 (0.84 to 0.98)	
AUDIT-C				
$\geq 3$	1.00	0.16	1.00	0.11
$\geq 4$	0.97	0.37	0.95	0.30
$\geq 5$	0.91	0.69	0.93	0.67
$\geq 6$	0.83	0.81	0.86	0.78
$\geq 7$	0.59	0.94	0.69	0.93
AUROC (95% CI)	0.89 (0.84 to 0.94)		0.90 (0.82 to 0.97)	
AUDIT-3				
$\geq 1$	1.00	0.18	1.00	0.19
$\geq 2$	0.82	0.79	0.88	0.78
$\geq 3$	0.44	0.98	0.55	1.00
AUROC (95% CI)	0.87 (0.81 to 0.92)		0.90 (0.83 to 0.97)	
$\gamma$ GT				
$\geq 80$	0.17	0.94	0.12	0.93
AUROC (95% CI)	0.60 (0.51 to 0.69)		0.54 (0.39 to 0.68)	
Carbohydrate-deficient transferrin (CDT)				
$\geq 1.80$	0.17	0.94	0.17	0.96
AUROC (95% CI)	0.61 (0.52 to 0.70)		0.68 (0.56 to 0.81)	
$\gamma$ GT + CDT	0.30	0.87	0.26	0.89

AUDIT, Alcohol Use Disorders Identification Test; AUROC, area under the receiver operating characteristic curve;  $\gamma$ GT, gamma-glutamyltransferase.

<sup>a</sup>On average 280 g per week or 60 g on at least 1 occasion in the past 28 days.

<sup>b</sup>The Beck Depression Inventory–Short Form.

**Table 3.** Screening for At-Risk Drinking<sup>a</sup> in Women Reporting Mild (BDI-SF<sup>b</sup>  $\geq 4$ ) and Moderate Symptoms of Depression (BDI-SF<sup>b</sup>  $\geq 8$ )

	BDI-SF <sup>b</sup> $\geq 4$ (n = 219)		BDI-SF <sup>b</sup> $\geq 8$ (n = 91)	
	Sensitivity	Specificity	Sensitivity	Specificity
AUDIT				
$\geq 3$	0.99	0.27	1.00	0.21
$\geq 4$	0.93	0.57	0.98	0.53
$\geq 5$	0.79	0.76	0.84	0.72
$\geq 6$	0.65	0.86	0.66	0.85
$\geq 7$	0.52	0.94	0.59	0.89
$\geq 8$	0.44	0.96	0.46	0.96
$\geq 9$	0.38	0.97	0.36	0.98
$\geq 10$	0.30	0.99	0.27	1.00
AUROC (95% CI)	0.86 (0.81 to 0.91)		0.87 (0.81 to 0.94)	
AUDIT-C				
$\geq 3$	0.97	0.29	0.98	0.23
$\geq 4$	0.86	0.94	0.91	0.60
$\geq 5$	0.60	0.92	0.64	0.92
$\geq 6$	0.39	0.95	0.36	0.96
$\geq 7$	0.22	0.98	0.21	0.96
AUROC (95% CI)	0.84 (0.79 to 0.89)		0.85 (0.77 to 0.93)	
AUDIT-3				
$\geq 1$	0.96	0.36	0.96	0.26
$\geq 2$	0.49	0.94	0.46	0.96
$\geq 3$	0.15	1.00	0.11	1.00
AUROC (95% CI)	0.80 (0.74 to 0.85)		0.76 (0.66 to 0.86)	
$\gamma$ GT				
$\geq 50$	0.06	0.92	0.09	0.85
AUROC (95% CI)	0.45 (0.37 to 0.53)		0.48 (0.36 to 0.60)	
Carbohydrate-deficient transferrin (CDT)				
$\geq 1.80$	0.10	0.97	0.14	0.96
AUROC (95% CI)	0.60 (0.53 to 0.68)		0.51 (0.39 to 0.63)	
$\gamma$ GT + CDT	0.13	0.90	0.16	0.83

AUDIT, Alcohol Use Disorders Identification Test; AUROC, area under the receiver operating characteristic curve;  $\gamma$ GT, gamma-glutamyltransferase.

<sup>a</sup>On average 140 g per week or 40 g on at least 1 occasion in the past 28 days.

<sup>b</sup>The Beck Depression Inventory–Short Form.

was 83 to 86% and specificity was 77 to 81%. In the subgroup of women reporting mild symptoms of depression, a good level of sensitivity (86%) and an excellent level of specificity (96%) were reached with a cutoff of  $\geq 4$  (Table 3). In the subgroup of women reporting moderate symptoms of depression, a cutoff  $\geq 4$  resulted in a high level of sensitivity (91%); however, specificity was 60%. A cutoff of  $\geq 5$  in this subgroup resulted in a sensitivity of 64% and specificity of 94%.

Based on AUROCs, the AUDIT-3 performed well in men with mild (0.87) and moderate (0.90) symptoms of depression. The AUDIT-3 failed to perform as well as the other questionnaires in both subgroups of women. An optimal cutoff could not be determined, and AUROCs demonstrated only moderate accuracy (0.76 to 0.80). In men, a good level of sensitivity (82 to 88%) and specificity (78 to 79%) was reached at a cutoff of  $\geq 2$ .

The biochemical markers CDT and  $\gamma$ GT did not screen well for at-risk drinking at their designated cutoffs. While their specificity was good (85 to 97%), sensitivity levels were extremely low (10 to 17%). To further assess the feasibility of biochemical markers as a screening method for at-risk

drinking, a combination of CDT and  $\gamma$ GT was tested, where exceeding the cutoff of either 1 of the 2 resulted in a positive screen. The combination of CDT and  $\gamma$ GT performed equally poorly with regard to low sensitivity.

## DISCUSSION

Overall, the AUDIT and AUDIT-C performed well in detecting at-risk drinking among men and women reporting mild and moderate symptoms of depression. The full AUDIT performed slightly better than the AUDIT-C. Cut-offs should be adjusted according to gender, but not according the severity of depressive symptoms. The optimal cutoffs for men were  $\geq 9$  for the AUDIT and  $\geq 6$  for AUDIT-C. The optimal cutoffs for women with mild symptoms of depression were  $\geq 5$  for the AUDIT and  $\geq 4$  for AUDIT-C, but specificity in women with moderate symptoms of depression failed to reach the designated level (0.75). The AUDIT-3 did not prove valid in screening for at-risk drinking in women with self-reported symptoms of depression, but in men a good level of sensitivity and



specificity was reached at a cutoff of  $\geq 2$ . With standard threshold values, the CDT and  $\gamma$ GT performed poorly with regard to low sensitivity.

Both the AUDIT and AUDIT-C had somewhat lower specificity in the subgroup of women with more severe symptoms of depression. It could be plausible that more severely depressed women are more susceptible to the adverse effects of alcohol (e.g., Limosin, 2002), and therefore, score higher on the AUDIT, for example, on questions regarding guilt of neglecting responsibilities, even if the amounts consumed do not exceed the high-risk limits used in this study. This is supported by the fact that women reporting more severe depressive symptoms (BDI-SF score  $\geq 8$ ) had higher AUDIT-scores (mean 6.1) but lower mean weekly alcohol consumption (44.1 g) than women reporting less severe symptoms of depression (BDI-SF score  $\leq 8$ ; mean AUDIT score 5.1, mean weekly alcohol consumption 46.6 g).

The lower validity of the AUDIT-3 in identifying women with at-risk drinking is likely due to the definition of at-risk drinking used in this study. A lower threshold of alcohol use on a single occasion ( $\geq 40$  g) was used in this study as compared to the AUDIT-3 where the question concerns the frequency with which 6 or more drinks (ca. 72 g) are consumed on 1 occasion.

Boschloo and colleagues (2010) found the AUDIT to be accurate in detecting alcohol dependence but not abuse in persons with a past-year depressive and/or anxiety disorder. In the current study, when cutoffs were optimized, the sensitivity and specificity of the AUDIT and AUDIT-C were good among individuals with self-reported symptoms of depression.

To the authors' knowledge, this is the first validation study of AUDIT and its abbreviations in detecting at-risk drinking in this population, so comparison of optimal cutoffs among depressed individuals is not possible. Optimal cutoffs for the AUDIT, AUDIT-C, and AUDIT-3 in the general population have varied in previous studies (e.g., Aalto et al., 2009; Babor et al., 2001; Reinert and Allen, 2007). The cutoffs reported in this study for men and women reporting symptoms of depression are comparable to those reported by Aalto and colleagues (2009) in the general population, with the exception of the cutoff for the full AUDIT and AUDIT-3 in men, which were  $\geq 9$  and  $\geq 2$  in this study. However, the cutoffs recommended by Reinert and Allen (2007) were lower, except for the cutoff of the full AUDIT in women ( $\geq 5$ ). The use of the AUDIT-3 has not been advocated in previous studies due to poor performance (e.g., Aalto et al., 2009) and the fact that the formulation of question 3 (how often do you drink 6 or more drinks) does not allow for adjustment of binge drinking limits according to gender (Reinert and Allen, 2007).

The biochemical markers CDT and  $\gamma$ GT did not screen well for at-risk drinking at their designated cutoffs. This could be due to the fact that the designated level of at-risk drinking is lower than the level at which elevation of these markers might be expected to occur.

The use of the TLFB minimizes underreporting of alcohol consumption according to Sobell and Sobell (1995) which is a strength in this study. Further strengths include the use of a representative general population sample with a good response rate. These strengths support the generalizability of these results.

A limitation of this study is the selectiveness with which the most severely depressed and alcohol dependent individuals are represented in general population samples. These individuals are typically underrepresented in a study setting that includes a questionnaire and health check. Another limitation is the relatively low number of subjects in the subgroups, especially the ones with more severe symptoms of depression.

When evaluating screening methods, it is important to remember that a positive alcohol screening result should always lead to a more specific evaluation of alcohol consumption, possible alcohol-related harm, and diagnoses. Based on the present results, in clinical practice the use of the full AUDIT for screening of at-risk drinking among all patients presenting with symptoms of depression could be recommended. Cut-offs should be adjusted according to gender but not according to the severity of depressive symptoms.

## REFERENCES

- Aalto M, Alho H, Halme JT, Seppä K (2009) AUDIT and its abbreviated versions in detecting heavy and binge drinking in a general population survey. *Drug Alcohol Depend* 103:25–29.
- Aalto M, Alho H, Halme JT, Seppä K (2010) The alcohol use disorders identification test (AUDIT) and its derivatives in screening for heavy drinking among the elderly. *Int J Geriatr Psychiatry* 26:881–885.
- Aalto M, Tuunanen M, Sillanaukee P, Seppä K (2006) Effectiveness of structured questionnaires for screening heavy drinking in middle-aged women. *Alcohol Clin Exp Res* 30:1884–1888.
- Babor TF, Higgins-Biddle JC, Saunders JB, Monteiro MG (2001) AUDIT – The Alcohol Use Disorders Identification Test – Guidelines for Use in Primary Health Care. 2nd ed. WHO Publication Number WHO/MSD/MSB/01.6a. World Health Organization, Geneva, Switzerland.
- Beck AT, Beck RW (1972) Screening depressed patients in family practice. A rapid technic. *Postgrad Med* 52:81–85.
- Beck AT, Rial WY, Ricketts K (1974) Short form of depression inventory: cross-validation. *Psychol Rep* 34:1184–1186.
- Beck AT, Steer RA, Carbin MG (1988) Psychometric properties of the beck depression inventory: twenty-five years of evaluation. *Clin Psychol Rev* 8:77–100.
- Boschloo L, Vogelzangs N, Smit JH, van den Brink W, Veltman DJ, Beekman AT, Penninx BW (2010) The performance of the alcohol use disorder identification test (AUDIT) in detecting alcohol abuse and dependence in a population of depressed or anxious persons. *J Affect Disord* 126: 441–446.
- Bradley KA, Bush KR, Epler AJ, Dobie DJ, Davis TM, Sporleder JL, Maynard C, Burman ML, Kivlahan DR (2003) Two brief alcohol-screening tests from the alcohol use disorders identification test (AUDIT): validation in a female Veterans Affairs patient population. *Arch Intern Med* 166: 821–829.
- Bush K, Kivlahan DR, McDonnell MB, Fihn SD, Bradley KA (1998) The AUDIT alcohol consumption questions (AUDIT-C): an effective brief screening test for problem drinking. *Arch Intern Med* 158:1789–1795.

- Cathebras P, Mosnier C, Levy M, Bouchou K, Rousset H (1994) Screening for depression in medical inpatients. Comparison of two self-rating scales and of the physicians' assessment with the result of a structured psychiatric interview. *Encephale* 20:311–317 (French, abstract in English).
- Ferrari AJ, Charlson FJ, Norman RE, Patten SB, Freedman G, Murray CJ, Vos T, Whiteford HA (2013) Burden of depressive disorders by country, sex, age, and year: findings from the global burden of disease study 2010. *PLoS Med* 11:e1001547.
- Limosin F (2002) Clinical and biological specificities of female alcoholism. *Encephale* 28:503–509. Review (French, abstract in English).
- Lykke J, Hesse M, Austin SF, Oestrich I (2008) Validity of the BPRS, the BDI and the BAI in dual diagnosis patients. *Addict Behav* 33:292–300.
- Maisto SA, Carey MP, Carey KB, Gordon CM, Gleason JR (2000) Use of the AUDIT and the DAST-10 to identify alcohol and drug use disorders among adults with a severe and persistent mental illness. *Psychol Assess* 12:186–192.
- Merikangas KR, Mehta RL, Molnar BE, Walters EE, Swendsen JD, Aguilár-Gaziola S, Bijl R, Borges G, Caraveo-Anduaga JJ, DeWit DJ, Kolody B, Vega WA, Wittchen HU, Kessler RC (1998) Comorbidity of substance use disorders with mood and anxiety disorders: results of the International Consortium in Psychiatric Epidemiology. *Addict Behav* 23:893–907.
- Nesvåg R, Lange EH, Faerden A, Barrett EA, Emilsson B, Ringen PA, Andreassen OA, Melle I, Agartz I (2010) The use of screening instruments for detecting alcohol and other drug use disorders in first-episode psychosis. *Psychiatry Res* 177:228–234.
- Peltonen M, Harald K, Männistö S, Saarikoski L, Peltomäki P, Lund L, Sundvall J, Juolevi A, Laatikainen T, Aldén-Nieminen H, Luoto R, Jou-silahi P, Salomaa V, Taimi M, Vartiainen E (2008) Kansallinen Finriski 2007 -terveystutkimus. Tutkimukset ja tulokset (The National FINRISK 2007 Study). Publications of the National Health Institute, B34/2008, Finland (Finnish, summary in English).
- Reinert DF, Allen JP (2007) The alcohol use disorders identification test: an update of research findings. *Alcohol Clin Exp Res* 31:185–199.
- Saunders JB, Aasland OG, Babor TF, De La Fuente JR, Grant M (1993) Development of the alcohol use disorders identification test (AUDIT): WHO collaborative project on early detection of persons with harmful alcohol consumption—II. *Addiction* 88:791–804.
- Sobell LC, Sobell MB (1995) Alcohol consumption measures, in *Assessing Alcohol Problems: A Guide for Clinicians and Researchers* (Allen JP, Columbus M eds), pp 55–73. NIAAA, Bethesda, MD.
- Sullivan LE, Fiellin DA, O'Connor PG (2005) The prevalence and impact of alcohol problems in major depression: a systematic review. *Am J Med* 118:330–341.
- Vakili S, Sobell LC, Sobell MB, Simco ER, Agrawal S (2008) Using the Timeline Followback to determine time windows representative of annual alcohol consumption with problem drinkers. *Addict Behav* 33:1123–1130.
- World Health Organization (2000) International Guide for Monitoring Alcohol Consumption and Related Harm. WHO Publication Number WHO/MSD/MSB/00.4. WHO, Geneva, Switzerland.



Contents lists available at ScienceDirect

## Addictive Behaviors



## Depression and heavy drinking occasions: A cross-sectional general population study

Jonna Levola<sup>a,b</sup>, Antti Holopainen<sup>b</sup>, Mauri Aalto<sup>a,b,c,\*</sup><sup>a</sup> National Institute for Health and Welfare, Department of Mental Health and Substance Abuse Services; Helsinki, Finland<sup>b</sup> Järvenpää Addiction Hospital, Järvenpää, Finland<sup>c</sup> Seinäjoki Central Hospital, Department of Psychiatry, Seinäjoki, Finland

## ARTICLE INFO

## Keywords:

Heavy drinking occasions

Depression

Alcohol drinking

Binge drinking

## ABSTRACT

The purpose of this study was to assess the association between depression and heavy drinking occasions in the Finnish general population. A subsample (2086/4020, response rate 51.9%) of the National FINRISK 2007 Study was used. Depression was assessed with a modified Beck Depression Inventory (short form) and alcohol problems with the Alcohol Use Disorders Identification Test. Total alcohol intake and number of heavy drinking occasions ( $\geq 7$  drinks for men,  $\geq 5$  drinks for women) were evaluated using the Timeline Followback. Of the sample, 13.0% (123/946) of men and 17.4% (198/1140) of women were classified as being depressed. Further, 7.5% (71/946) of men and 3.5% (40/1140) of women reported having at least four heavy drinking occasions in the previous 28 days. In an adjusted logistic regression model, these men had a 2.6-fold risk (95% C.I. 1.2–5.3) of depression, as compared to men with less than four heavy drinking occasions. The association was found irrespective of total alcohol consumption and alcohol problems. This association was not found in women.

© 2010 Elsevier Ltd. All rights reserved.

## 1. Introduction

Depression affects over 121 million people worldwide and is the fourth leading contributor to the global burden of disease, as measured in disability-adjusted life years (DALYs; World Health Organization, 2009). It is estimated that in the year 2020, depression will be the second leading cause of DALYs in all age groups. At present, depression is already the leading cause of DALYs in persons between 15 and 44 years of age. Alcohol and alcohol-related conditions also contribute substantially to the global burden of disease (World Health Organization, 2004). The burden of disease is due both to the acute adverse effects of alcohol (e.g., alcohol-poisoning, accidents and violence) and to the increased risk of many chronic diseases (World Health Organization, 2004).

## 1.1. Depression and alcohol problems

There is a well-documented association between depression and alcohol problems (abuse/dependence), which cannot be explained solely by the random overlapping of these two conditions (Lynskey, 1998; Sullivan, Fiellin, & O'Connor, 2005). A systematic review of 35 studies estimated the prevalence of current alcohol problems in depressed patients to be 16%, as compared to 7% in the general population (Sullivan et al., 2005). The three most commonly described causal hypotheses for this comorbidity are as follows: 1) an independent

depressive episode (e.g. the self-medication theory), 2) alcohol induced depressive symptoms and 3) the existence of shared biological and environmental factors that predispose persons to both (Kendler et al., 1993). A longitudinal study exploring causality suggested that alcohol problems may predispose to an increased risk of depression (Fergusson, Boden, & Horwood, 2009). Another study showed that the risk of depression increases with alcohol problems in comparison to moderate alcohol use and that this risk increases as alcohol abuse proceeds to alcohol dependence (Merikangas, Mehta, Molnar et al., 1998). However, there is no consensus as to what amounts of alcohol or what kind of drinking pattern predisposes to an increased risk of depression.

## 1.2. Patterns of alcohol use

Total alcohol consumption has been used to link alcohol to chronic diseases (Bruun et al., 1975). While total consumption is relevant, increasing attention has been paid to the patterns in which alcohol is consumed. Previous studies have been able to establish the role of alcohol consumption patterns in relation to mortality and some chronic diseases (Dawson, 2000; Kauhanen, Kaplan, Goldberg, & Salonen, 1997; Poikolainen, 1983; Rehm, Taylor, & Patra, 2006). When focusing on a drinking pattern including heavy drinking occasions, no consensus can be derived from the literature as to what constitutes a heavy drinking occasion—sometimes referred to also as binge-drinking (Kauhanen et al., 1997; Manninen, Poikolainen, Vartiainen, & Laatikainen, 2006; Poikolainen, 1983). A criticism of previous literature has been the difficulty to consistently compare different types of consumption patterns and their associated health risks due to inconsistent definitions (Epstein, Labouvie, McCrady, Swingle, & Wern, 2004).

\* Corresponding author. P.O. Box 30, FIN-00271 Helsinki, Finland. Tel.: +358 20 610 8113; fax: +358 9 761 307.

E-mail address: mauri.aalto@thl.fi (M. Aalto).

There is some previous evidence in favour of a positive association between depression and heavy drinking occasions, albeit using differing definitions of a heavy drinking occasion (Manninen et al., 2006; Paljärvi et al., 2009; Rehm et al., 2006).

The aim of this study was to evaluate the association between depression and dose-defined heavy drinking occasions in the general population.

## 2. Methods

### 2.1. Study sample

The National FINRISK 2007 Study was carried out amongst the general population and was approved by the Coordinating Ethics Committee of the Hospital District of Helsinki and Uusimaa (Peltonen et al., 2008). The total sample size was 10,000 persons between the ages of 25 and 74 from six regions in Finland. The sample was randomly selected from five geographical regions using the national register (Finnish Population Information System). The sample was stratified according to sex and 10-year age-groups. Each age-group contained 200 men and 200 women per each area.

For the present study, a random subsample of 4020 subjects comprising 67% of the original sample from three regions was used. The subjects received a questionnaire by mail that included questions regarding sociodemographic information, general health habits, chronic diseases and symptoms, as well as an invitation to a health check. During the health check, the subjects filled out the Alcohol Use Disorders Identification Test (AUDIT) and a modified Beck Depression Inventory, short form (BDI-SF), and were also asked to participate in the Timeline Followback (TLFB) interview.

Of the 4020 subjects invited, 2646 (1229 men, 1417 women) attended the health check. Of these, 2086 subjects (946 men, 1140 women) for whom the necessary data was available were included in the analyses, yielding a total response rate of 51.9%. The response rates by age-group for males were 35.1% (25–35 years), 42.3% (36–45 years), 49.0% (46–55 years), 53.7% (56–65 years) and 55.2% (66–75 years). The respective response rates by age-group in women were: 49.3%, 54.2%, 63.4%, 59.2% and 57.5%.

For the purpose of these analyses, the authors combined the original 10 year age-groups in to younger adults aged 25 to 55 years (1206 men and 1206 women) and older adults aged 56 to 75 (804 men and 804 women).

### 2.2. Measures

#### 2.2.1. Depression

Depression was measured by a modified BDI-SF. The original 21-question BDI is a screening tool for depression used in the general population (Beck, Steer, & Carbin, 1988). It has also been found to be valid in screening for depression in dual diagnosis patients (Lykke, Hesse, Austin, & Oestrich, 2008). The BDI-SF is a simplified shorter version of the original BDI and has been found to be an adequate alternative to the original BDI (Beck, Rial, & Rickets, 1974; Cathebras, Mosnier, Levy, Bouchou, & Rousset, 1994). It is composed of 13 items (questions 1, 2, 3, 4, 5, 7, 9, 12, 13, 14, 15, 17 and 18 of the original 21-question BDI).

In all the version of the BDI the response options are scored from zero to three. There are four to six alternate responses in the original 21-question BDI i.e. some scores have several alternatives. In the BDI-SF, the response options for each question have been narrowed down to four for simplification (Beck & Beck, 1972). In the modified BDI-SF, as in the original BDI, 4 to 6 response options for the 13 questions of the BDI-SF are given.

There is no stabilized cut-off for the screening of depression with the modified BDI-SF. In the original study of Beck et al. in 1972, a cut-off of eight or more points on the BDI-SF was defined as indicating

moderate to severe symptoms of depression in a primary care setting (Beck & Beck, 1972). Based on the literature available, a score of eight or more was classified as indicating depression in the present study (Cathebras et al., 1994; Love, Grabsch, Clarke, Bloch, & Kissane, 2004).

#### 2.2.2. Alcohol problems

Alcohol problems were measured by the AUDIT questionnaire. The AUDIT is a screening tool comprised of ten questions (Saunders, Aasland, Babor, De La Fuente, & Grant, 1993). Each question is scored zero to four, yielding a maximum of 40 points. The first three questions evaluate drinking frequency, average quantities consumed on drinking occasions and the frequency of occasions on which the amount consumed exceeded six drinks. The AUDIT also proceeds to evaluate symptoms of harmful use/alcohol abuse and dependence via questions regarding problems in control over drinking, loss of social and/or vocational functioning due to alcohol, feelings of guilt, use of “eye-openers” (i.e., does one need a drink in the morning to get going) and possible physical harm to oneself or others due to drinking. The final question is aimed at assessing concern by family, friends or medical personnel for one's alcohol use.

The AUDIT is a superior instrument for screening for alcohol problems. It is widely used with a cut-off score of eight points (Aalto, Alho, Halme, & Seppä, 2009; Reinert & Allen, 2007; Saunders et al., 1993). With this cut-off, its sensitivity and specificity have been found to be over 80%. An AUDIT score of eight or more was used to indicate alcohol problems.

#### 2.2.3. Alcohol consumption

Total alcohol intake and number of heavy drinking occasions were evaluated using the TLFB. Quantity-frequency (QF) methods have been widely used to evaluate alcohol consumption in research settings, although they have been criticised as grossly underestimating alcohol consumption (Sobell, Cellucci, Nirenberg, & Sobell, 1982). Two methodologies have been shown to provide the most accurate self-reported data: concurrent recall (e.g. a self-monitored, day-by-day drinking diary) and retrospective daily drinking estimation (e.g. the TLFB) (Carney, Tennen, Affleck, Del Boca, & Kranzler, 1998; Searles, Helzer, & Walter, 2000). Of these two, concurrent recall methods have been shown to be slightly more accurate. However, concurrent recall methods are laborious in large study samples and for these purposes, the TLFB is a recommended instrument (Sobell, Sobell, Leo, & Cancilla, 1988). In a recent evaluation of large study samples, the TLFB with a 1-month window was found to be representative of annual consumption (Vakili, Sobell, Sobell, Simco, & Agrawal, 2008).

In the present study, the TLFB was used to evaluate subjects' alcohol consumption within the previous 28 days. It was administered in an interview setting by research assistants who had received two days of training in the use of the TLFB. The assistants reviewed with the subjects day-by-day the previous 28 days using key-events of life to help in recalling frequency and amounts of all and any alcoholic beverages consumed as precisely as possible. The interviewer converted the reported amounts into units of Finnish standard drinks equivalent to approximately 12 g of absolute alcohol (i.e., 33 cl bottle of beer, 12 cl glass of wine, or 4 cl of spirits).

Heavy drinking occasions were calculated from the TLFB. The definition of a heavy drinking occasion was chosen in accordance with the Finnish guidelines (Salaspuro et al., 2005). For men, a heavy drinking occasion was defined as seven or more standard drinks on one drinking occasion, while the respective number for women was five.

#### 2.2.4. Other covariates

Other covariates were chosen because of their association with depression, alcohol consumption and/or alcohol problems. The age-groups were formed by merging the existing 10-year age-groups to define younger adults of active working age (25–54 years) from older



adults (55–75 years) nearing the end of their working career or retired.

Marital status is known to be significant in relation to both depression and alcohol problems (Leonard & Rothbard, 1999; Rehman, Gollan, & Mortimer, 2008). In the present study, subjects were classified according to being married or co-habited versus being single, divorced or widowed. Also, depression is more prevalent in those of lower socioeconomic status (Harris, 2001). This was adjusted for by taking into account years of education. Lower education was classified as 12 years or under, corresponding to the nine years of basic primary education mandatory for all children in Finland and a maximum three years of vocational or high-school studies. Higher education was defined as 13 years or more, corresponding to college and/or university studies.

Chronic diseases are associated with an increased risk of depression (Benton, Staab, & Evans, 2007). In this study, a subject was classified as chronically ill if he/she reported one of the following diseases requiring treatment by a physician in the past 12 months: myocardial infarction, angina pectoris, chronic heart failure, elevated blood-pressure, stroke, cancerous malignancies, chronic asthma, emphysema, chronic bronchitis, rheumatoid arthritis, other articular diseases, chronic back pain, chronic urinary tract infection or nephritis.

### 2.3. Statistical analyses

Data was analyzed with SPSS 16.0 using logistic regression to test the association between depression and heavy drinking occasions. The subjects were analyzed separately according to gender. Depression was the dependent variable, and the non-depressed group was classified as the reference category.

Spearman correlation coefficients were calculated in order to evaluate the correlations for the following three alcohol use variables: mean weekly alcohol consumption, AUDIT-score and presence of heavy drinking occasions.

For the final model, unadjusted odds ratios were first calculated. The variables used in the final model were age group, education years, marital status, chronic illness, AUDIT-score, total weekly alcohol consumption and heavy drinking occasions. These were categorical, with the exception of total weekly alcohol consumption, which was a continuous variable. In the analyses, differences were considered statistically significant at  $p < 0.05$ .

## 3. Results

Characteristics of the subjects are presented in Table 1. The mean age was 51.5 years (SD 13.8) for men and 50.1 years (SD 13.9) for women.

### 3.1. Alcohol

The results of the inter-correlations between mean weekly alcohol consumption, AUDIT-score and presence of heavy drinking occasions are presented in Table 2.

The mean AUDIT-score for men was 6.8 (SD 4.8, range 0–37), while the mean score for women was 3.9 (SD 3.6, range 0–26). AUDIT-scores were markedly higher among men aged 25 to 55 (mean 7.7, SD 4.9, range 0–37) compared to the group of older men aged from 56 to 75 (mean 5.6, SD 4.4, range 0–27). There was a similar difference in mean AUDIT-scores between younger (mean 4.5, SD 3.6, range 0–26) and older (mean 3.0, SD 3.3, range 0–19) women.

According to the TLFB, mean weekly alcohol consumption in the previous 28 days for men was 6.2 drinks (SD 7.3, range 0–66); for women, the mean was 2.5 drinks (SD 3.8, range 0–41). Mean weekly alcohol consumption for the group of younger adult men (mean 6.8, SD 7.4, range 0–66) was higher compared to the group of older men (mean 5.4, SD 7.2, range 0–64). The mean weekly alcohol consumption

**Table 1**  
Subject characteristics.

	Men n = 946		Women n = 1140	
	n	%	n	%
Age, yrs				
25–54	508	53.7	671	58.9
55–75	438	46.3	469	41.1
Education, yrs				
>12	454	48.0	640	56.1
≤12	492	52.0	500	43.9
Marital status				
Married/cohabited	726	76.7	760	66.7
Single/divorced/widowed	220	23.3	380	33.3
Chronic illness <sup>a</sup>				
0	514	54.3	647	56.8
≥1	432	45.7	493	43.2
BDI-SF (modified) score <sup>b</sup>				
<8	823	87.0	942	82.6
≥8	123	13.0	198	17.4
AUDIT score <sup>c</sup>				
<8	607	64.2	1011	88.7
≥8	339	35.8	129	11.3
Heavy drinking occasions <sup>d</sup> per 28 days				
<4	875	92.5	1100	96.5
≥4	71	7.5	40	3.5
Total weekly alcohol consumption <sup>e</sup> , drinks (SD)	6.19 (7.35)		2.55 (3.81)	

<sup>a</sup> Received treatment in the past 12 months for one or more of the following: myocardial infarction, angina pectoris, chronic heart failure, elevated blood-pressure, stroke, cancerous malignancies, chronic asthma, emphysema, chronic bronchitis, rheumatoid arthritis, other articular diseases, chronic back pain, chronic urinary tract infection and nephritis.

<sup>b</sup> Beck Depression Inventory, short form (modified).

<sup>c</sup> The Alcohol Use Disorders Identification Test.

<sup>d</sup> Defined as 7 or more drinks for men, 5 or more drinks for women on one drinking occasion.

<sup>e</sup> According to the Timeline Followback.

tion of younger women (mean 2.8, SD 3.8, range 0–41) was also higher compared to their older counterparts (mean 2.2, SD 3.8, range 0–25).

The prevalence of abstinence during the previous 28 days was 13.6% (129/946) amongst men and 22.5% (257/1140) amongst women. The frequency of abstinence was lower for younger (9.6%, 49/508) compared to older men (18.3%, 80/438), as well as younger (18.8%, 126/671) compared to older women (27.9%, 131/469). Of the total sample, 29.3% (277/946) of men and 20.4% (232/1140) of women reported at least one heavy drinking occasion in the previous 28 days. The respective percentages were 63.2% (321/508) for younger and 37.0% (162/438) for older men and 36.8% (247/671) for younger and 17.3% (81/469) for older women. At least four heavy drinking occasions were reported by 7.5% (71/946) of men and 3.5%

**Table 2**  
Spearman correlations between alcohol measures.

	AUDIT <sup>a</sup> -score		Heavy drinking occasions <sup>b</sup> per 28 days		Total weekly alcohol consumption <sup>c</sup>	
	Men	Women	Men	Women	Men	Women
AUDIT-score	–	–	0.63*	0.61*	0.72*	0.74*
Heavy drinking occasions per 28 days	0.63*	0.61*	–	–	0.69*	0.65*
Total weekly alcohol consumption	0.72*	0.74*	0.69*	0.65*	–	–

\* $p < 0.001$ .

<sup>a</sup> The Alcohol Use Disorders Identification Test.

<sup>b</sup> Defined as 7 or more drinks for men, 5 or more drinks for women on one drinking occasion.

<sup>c</sup> Total weekly alcohol consumption.

(40/1140) of women; 10.2% (52/508) of younger and 4.3% (19/438) of older men and 4.2% (28/671) of younger and only 2.6% (12/469) of older women drank heavily at least four times in the previous 28 days.

### 3.2. Depression

The mean modified BDI-SF score was 3.3 (SD 4.3) for men and 4.1 (SD 4.8) for women. Of the sample, 13.0% (123/946) of men and 17.4% (198/1140) of women were classified as depressed. The prevalence of depression was nearly the same amongst women in both age-groups, ages 25 to 54 (17.3%, 116/671) and ages 55 to 75 (17.5%, 82/469). The older men (aged 55 to 75), however, had a higher prevalence of depression (15.8%, 69/438) when compared to the younger men (10.6%, 54/508).

Depression was more frequent among abstainers as compared to alcohol users for both genders. In men, 15.5% (20/129) of abstainers and 12.6% (103/817) of non-abstainers were classified as depressed, while the respective percentages for women were 23.3% (60/257) and 15.6% (138/883).

### 3.3. Depression and heavy drinking occasions

The prevalence of depression in men with at least one heavy drinking occasion was 16.6% (46/277), as compared to 11.5% (77/669) among men with no heavy drinking occasions in the previous 28 days. There was little difference, however, among women with at least one (17.2%, 40/232) or with no heavy drinking occasions (17.4%, 158/908). Of the men classified as depressed, 17.1% (21/123) drank heavily at least four times during the previous 28 days, as compared to 6.1% (50/823) of those who were non-depressed. Of the women, corresponding figures were 2.0% (4/198) and 3.8% (36/942), respectively.

The logistic regression model exploring the association between depression and heavy drinking occasions is presented in Table 3. Men with at least four heavy drinking occasions were found to be 2.6 times as likely to be classified as being depressed as men who drank heavily

less than four times in the previous 28 days. For women, no such association between depression and heavy drinking occasions was found.

## 4. Discussion

We strove to investigate the association between depression and heavy drinking occasions. A positive association was found in men, but somewhat unexpectedly, not in women. The men who drank heavily at least four times during the previous 28 days (on average once a week) had a 2.6-fold risk for depression. This association was found irrespective of total alcohol consumption or alcohol problems, thus indicating that a pattern of heavy drinking occasions is relevant in men.

Manninen et al. found a positive association between heavy drinking occasions and depression, irrespective of total alcohol consumption in both genders (Manninen et al., 2006) while the present study suggests that there may be a difference between men and women. This difference may be due to several factors. It is possible that methodological variances may explain the differences between the two studies. However, it is unlikely that the study samples differed markedly. The FINRISK 2002 study used by Manninen et al. did not include information on alcohol problems from AUDIT-scores as did the FINRISK 2007 study used in the present study. Additionally, the reliability of reported alcohol consumption in the present study was of improved quality because of the utilization of the TLFB vs. traditional quantity-frequency methods used by Manninen et al. (Searles et al., 2000; Sobell et al., 1982).

Paljärvi et al. (2009) reported a positive association between baseline heavy drinking and depressive symptoms during a 5-year follow-up period, but did not analyze the two genders separately. The definition of a heavy drinking occasion was markedly different from our study; Paljärvi et al. relied on self-reports of inebriation and hangovers to determine the frequency of heavy drinking occasions. These self reports are subject to bias due to increased alcohol tolerance and decreased subjective experience of inebriation.

**Table 3**  
Odds ratios (OR) for depression<sup>a</sup> in a general population sample.

	Men n = 946				Women n = 1140			
	Unadjusted		Adjusted <sup>b</sup>		Unadjusted		Adjusted <sup>b</sup>	
	OR	95% C.I.	OR	95% C.I.	OR	95% C.I.	OR	95% C.I.
Age, yrs								
25–54	1		1		1		1	
55–75	1.57	1.07–2.30	1.97	1.27–3.07	1.56	1.15–2.13	0.67	0.46–0.96
Education, yrs								
>12	1		1		1		1	
≤12	1.30	0.89–1.91	1.04	0.69–1.57	1.56	1.15–2.13	1.56	1.10–2.20
Marital status								
Married/cohabited	1		1		1		1	
Single/divorced/widowed	2.05	1.37–3.07	2.11	1.38–3.22	1.57	1.15–2.15	1.49	1.08–2.05
Chronic illness <sup>c</sup>								
0	1		1		1		1	
≥1	1.50	1.03–2.20	1.28	0.85–1.94	1.69	1.24–2.31	1.69	1.21–2.37
AUDIT <sup>d</sup> score								
<8	1		1		1		1	
≥8	2.00	1.37–2.94	1.89	1.17–3.04	1.52	0.98–2.36	1.64	0.98–2.74
Total weekly alcohol consumption <sup>e</sup>	1.03	1.01–1.06	1.00	0.96–1.03	0.99	0.95–1.03	0.99	0.94–1.05
Heavy drinking occasions <sup>f</sup> per 28 days								
<4	1		1		1		1	
≥4	3.18	1.84–5.52	2.57	1.24–5.31	0.52	0.18–1.48	0.47	0.14–1.58

<sup>a</sup> A Beck Depression Inventory, short form (modified) score of ≥8.

<sup>b</sup> Adjusted for all other variables.

<sup>c</sup> Received treatment by a physician in the past 12 months for one or more of the following: myocardial infarction, angina pectoris, chronic heart failure, elevated blood-pressure, stroke, cancerous malignancies, chronic asthma, emphysema, chronic bronchitis, rheumatoid arthritis, other articular diseases, chronic back pain, chronic urinary tract infection and nephritis.

<sup>d</sup> The Alcohol Use Disorders Identification Test.

<sup>e</sup> Drinks per week according to the Timeline Followback, continuous variable.

<sup>f</sup> Defined as 7 or more drinks for men, 5 or more drinks for women on one drinking occasion.

An important question to be evaluated raised again in this study, is the difference in the relationship of depression to alcohol between the two genders. With regards to other health issues aside from depression, it is clear that women are not protected from the adverse affects of heavy drinking occasions (Lynskey, 1998; Rehm et al., 2006; Sullivan et al., 2005). It has been suggested in previous studies that the causality of alcohol use and psychiatric disorders may be different for women and that depressed, heavy drinking women may suffer from independent depression more often than depressed, heavy drinking men (Wilsnack, Wilsnack, Kristjanson, Vogeltanz-Holm, & Windle, 2004; Zilberman, Tavares, Blume, & El-Guebaly, 2003). It is plausible that depressed women may decrease their total alcohol consumption and/or are less likely to commence with an alcohol consumption pattern of heavy drinking occasions with the onset of depression.

A limitation of this study is the selectiveness with which the most severely depressed and alcohol dependent individuals are represented in general population samples. These individuals are typically underrepresented in a study setting that includes a questionnaire and health. Also problematic, is evaluating depression with a tool developed for screening (Beck & Beck, 1972; Love et al., 2004). Screening positive for depression is not directly indicative of clinical depression and should more precisely be referred to as symptoms of depression.

The cut-off score for the modified BDI-SF for classification of subjects into the depressed and non-depressed groups was set to indicate moderate to severe symptoms of depression according to Beck et al. (1974). Even so, the prevalence of depression according to the criteria used was high: 13% for men and 17% for women, as compared to the 12-month prevalence rate of approximately 7% in the Finnish general population (Pirkola et al., 2005). Because the classification of depression was based on a screening tool rather than e.g. a structured, clinical interview, it is unavoidable that false positives are present in the group classified as depressed. These false positives may to some extent be explained by alcohol-induced depressive symptoms. However, whether or not these subjects were suffering from independent depression according to diagnostic criteria, these subjects nonetheless reported marked (moderate to severe) symptoms of depression.

A noteworthy finding in both the present study and a previous one (Manninen et al., 2006) is that the both the unadjusted and adjusted odds ratios of total weekly alcohol consumption calculated as a continuous variable is close to one. This indicates that it is very relevant to examine patterns of alcohol use rather than total consumption alone when evaluating depression and other health risks associated with alcohol use (Dawson, 2000; Epstein et al., 2004; Kauhanen et al., 1997; Laatikainen, Manninen, Poikolainen, & Vartiainen, 2003; Manninen et al., 2006; Paljärvi et al., 2009; Pirkola et al., 2005; Poikolainen, 1983; Rehm et al., 2006; Rodgers et al., 2000).

It is becoming more evident that there is a positive association between depression and heavy drinking occasions, irrespective of total alcohol consumption and also irrespective of alcohol problems (Manninen et al., 2006; Paljärvi et al., 2009; Rehm et al., 2006). Prospective studies are needed to provide further information on causality.

#### Role of Funding Sources

The study received no outside funding.

#### Contributors

Jonna Levola performed the data analysis and wrote the first draft of the manuscript. Mauri Aalto and Antti Holopainen provided valuable comments on the manuscript and contributed to the final version. All authors have approved the final manuscript.

#### Conflict of Interest

Jonna Levola has been supported to attend three international conferences by Schering-Plough and two by MSD/Merck in the last three years. She has given several lectures at occasions sponsored by Schering-Plough and MSD/Merck.

Antti Holopainen has taken part as a speaker in training courses organized by Merck, and has been an investigator in a clinical trial sponsored by Merck.

Mauri Aalto has been supported to attend two conferences by Schering-Plough and has given one lecture sponsored by Lundbeck.

#### References

- Aalto, M., Alho, H., Halme, J. T., & Seppä, K. (2009). AUDIT and its abbreviated versions in detecting heavy and binge drinking in a general population survey. *Drug and Alcohol Dependence*, 103, 25–29.
- Beck, A. T., & Beck, R. W. (1972). Screening depressed patients in family practice. A rapid technic. *Postgraduate Medicine*, 52, 81–85.
- Beck, A. T., Rial, W. Y., & Rickets, K. (1974). Short form of depression inventory: Cross-validation. *Psychological Reports*, 34, 1184–1186.
- Beck, A. T., Steer, R. A., & Carbin, M. G. (1988). Psychometric properties of the Beck Depression Inventory: Twenty-five years of evaluation. *Clinical Psychology Review*, 8, 77–100.
- Benton, T., Staab, J., & Evans, D. L. (2007). Medical co-morbidity in depressive disorders. *Annals of Clinical Psychiatry*, 19, 289–303.
- Bruun, K., Edwards, G., Lumio, M., Mäkelä, K., Pan, L., & Popham, R. E. (1975). *Alcohol control policies in public health perspective*. Helsinki: Finnish Foundation for Alcohol Studies.
- Carney, M. A., Tennen, H., Affleck, G., Del Boca, F. K., & Kranzler, H. R. (1998). Levels and patterns of alcohol consumption using timeline follow-back, daily diaries and real-time "electronic interviews". *Journal of Studies on Alcohol*, 59, 447–454.
- Cathebras, P., Mosnier, C., Levy, M., Bouchou, K., & Rousset, H. (1994). Screening for depression in medical inpatients. Comparison of two self-rating scales and of the physicians' assessment with the result of a structured psychiatric interview. *Encephale*, 20, 311–317 (French, abstract in English).
- Dawson, D. A. (2000). Alcohol consumption, alcohol dependence, and all-cause mortality. *Alcohol Clinical and Experimental Research*, 24, 72–81.
- Epstein, E. E., Labouvie, E., McCrady, B. S., Swingle, J., & Wern, J. (2004). Development and validity of drinking pattern classification: binge, episodic, sporadic, and steady drinkers in treatment for alcohol problems. *Addictive Behaviors*, 29, 1745–1761.
- Fergusson, D. M., Boden, J. M., & Horwood, L. J. (2009). Tests of causal links between alcohol abuse or dependence and major depression. *Archives of General Psychiatry*, 66, 260–266.
- Harris, T. (2001). Recent developments in understanding the psychosocial aspects of depression. *The Medical Bulletin*, 57, 17–32.
- Kauhanen, J., Kaplan, G. A., Goldberg, D. E., & Salonen, J. T. (1997). Beer bingeing and mortality: Results from the Kuopio ischaemic heart disease risk factor study, a prospective population based study. *British Medical Journal*, 315, 846–851.
- Kendler, K. S., McGuire, M., Gruenberg, A. M., O'Hare, A., Spellman, M., & Walsh, D. (1993). The Roscommon Family Study. IV. Affective illness, anxiety disorders, and alcoholism in relatives. *Archives of General Psychiatry*, 50, 952–960.
- Laatikainen, T., Manninen, L., Poikolainen, K., & Vartiainen, E. (2003). Increased mortality related to heavy alcohol intake pattern. *Journal of Epidemiology and Community Health*, 57, 379–384.
- Leonard, K. E., & Rothbard, J. C. (1999). Alcohol and the marriage effect. *Journal of Studies on Alcohol. Supplement*, 13, 139–146.
- Love, A. W., Grabsch, B., Clarke, D. M., Bloch, S., & Kissane, D. W. (2004). Screening for depression in women with metastatic breast cancer: A comparison of the Beck Depression Inventory Short Form and the Hospital Anxiety and Depression Scale. *Australia and New Zealand Journal of Psychiatry*, 38, 526–531.
- Lykke, J., Hesse, M., Austin, S. F., & Oestrich, I. (2008). Validity of the BPRS, the BDI and the BAI in dual diagnosis patients. *Addictive Behaviors*, 33, 292–300.
- Lynskey, M. T. (1998). The comorbidity of alcohol dependence and affective disorders: Treatment implications. *Drug and Alcohol Dependence*, 52, 201–209.
- Manninen, L., Poikolainen, K., Vartiainen, E., & Laatikainen, T. (2006). Heavy drinking occasions and depression. *Alcohol and Alcoholism*, 41, 293–299.
- Merikangas, K. R., Mehta, R. L., Molnar, B. E., et al. (1998). Comorbidity of substance use disorders with mood and anxiety disorders: Results of the International Consortium in Psychiatric Epidemiology. *Addictive Behaviors*, 23, 893–907.
- Paljärvi, T., Koskenvuo, M., Poikolainen, K., Kauhanen, J., Sillanmäki, L., & Mäkelä, P. (2009). Binge-drinking and depressive symptoms: A 5-year population-based cohort study. *Addiction*, 104, 1168–1178.
- Peltonen, M., Harald, K., Männistö, S., Saarikoski, L., Lund, L., Sundvall, J., et al. (2008). Kansallinen Finriski 2007—terveystutkimus. Tutkimukset ja tulokset (The National FINRISK 2007 Study.). *Publications of the National Health Institute, B34/2008, Finland* (In Finnish, summary in English).
- Pirkola, S. P., Isometsä, E., Suvisaari, J., Aro, H., Joukamaa, M., Poikolainen, K., et al. (2005). DSM-IV mood-, anxiety- and alcohol use disorders and their comorbidity in the Finnish general population—Results from the Health 2000 Study. *Social Psychiatry and Psychiatric Epidemiology*, 40, 1–10.
- Poikolainen, K. (1983). Inebriation and mortality. *International Journal of Epidemiology*, 12, 151–155.
- Rehm, J., Taylor, B., & Patra, J. (2006). Volume of alcohol consumption, patterns of drinking and burden of disease in the European region 2002. *Addiction*, 101, 1086–1095.
- Rehman, U. S., Gollan, J., & Mortimer, A. R. (2008). The marital context of depression: Research, limitations, and new directions. *Clinical Psychology Review*, 28, 179–198.
- Reinert, D. F., & Allen, J. P. (2007). The alcohol use disorders identification test: An update of research findings. *Alcohol Clinical and Experimental Research*, 31, 185–199.

- Rodgers, B., Korten, A. E., Jorm, A. F., Christensen, H., Henderson, S., & Jacomb, P. A. (2000). Risk factors for depression and anxiety in abstainers, moderate drinkers and heavy drinkers. *Addiction*, 95, 1833–1845.
- Salaspuro, M., Alho, H., Autti-Rämö, I., Eskola, K., Holopainen, A., Lönnqvist, J., et al. (2005). *Käypä hoito suositus: Alkoholiongelman hoito. Päivitetty 15.4.2010. (Current Care Guideline: Treatment of Alcohol Abuse. Updated 15.4.2010).*: The Finnish Medical Society Duodecim (In Finnish, abstract in English).
- Saunders, J. B., Aasland, O. G., Babor, T. F., De La Fuente, J. R., & Grant, M. (1993). Development of the Alcohol Use Disorders Identification Test (AUDIT): WHO collaborative project on early detection of persons with harmful alcohol consumption-II. *Addiction*, 88, 791–804.
- Searles, J. S., Helzer, J. E., & Walter, D. E. (2000). Comparison of drinking patterns measured by daily reports and timeline follow back. *Psychology of Addictive Behaviors*, 14, 277–286.
- Sobell, L. C., Sobell, M. B., Leo, G. I., & Cancilla, A. (1988). Reliability of a timeline method: assessing normal drinkers' reports of recent drinking and a comparative evaluation across several populations. *British Journal of Addiction*, 83, 393–402.
- Sobell, L. C., Cellucci, T., Nirenberg, T. D., & Sobell, M. B. (1982). Do quantity-frequency data underestimate drinking-related health risks? *American Journal of Public Health*, 72, 823–828.
- Sullivan, L. E., Fiellin, D. A., & O'Connor, P. G. (2005). The prevalence and impact of alcohol problems in major depression: A systematic review. *American Journal of Medicine*, 118, 330–341.
- Vakili, S., Sobell, L. C., Sobell, M. B., Simco, E. R., & Agrawal, S. (2008). Using the Timeline Followback to determine time windows representative of annual alcohol consumption with problem drinkers. *Addictive Behaviors*, 33, 1123–1130.
- Wilsnack, S. C., Wilsnack, R. W., Kristjanson, A. F., Vogeltanz-Holm, N. D., & Windle, M. (2004). Alcohol use and suicidal behavior in women: Longitudinal patterns in a U.S. national sample. *Alcohol Clinical and Experimental Research*, 28, 38S–47S.
- World Health Organization (2009). Depression. *Mental Health, Disorders and Management*. [www.who.int](http://www.who.int)
- World Health Organization (2004). Global Status Report on Alcohol 2004. *Department of Mental Health and Substance Abuse*.
- Zilberman, M. L., Tavares, H., Blume, S. B., & El-Guebalyn, N. (2003). Substance use disorders: Sex differences and psychiatric comorbidities. *Canadian Journal of Psychiatry*, 48, 5–13.